

COMPARISON OF BATSE, COMPTEL, EGRET, AND OSSE SPECTRA OF GRB 910601

G.H. Share, W.N. Johnson, J.D. Kurfess, R.J. Murphy  
E.O. Hulburt Center for Space Research, Naval Research Laboratory, Washington, DC 20375, USA

A. Connors  
Univ. of New Hampshire, Durham, NH, 03824, USA

B.L. Dingus, B.E. Schaefer  
Univ. Space Research Assoc., NASA/GSFC, Greenbelt, MD 20771, USA

D. Band, J. Matteson  
UC San Diego, La Jolla, CA 92093, USA

W. Collmar, V. Schönfelder  
Max Planck Inst. for Extraterrestrial Physics, 8046 Garching, Germany

C.E. Fichtel, P.W. Kwok \*, B.J. Teegarden  
NASA/Goddard Space Flight Center, Greenbelt, MD 20771, USA

G. Fishman  
NASA/Marshall Space Flight Center, Huntsville, AL 35812, USA

L. Kuiper  
SRON-Leiden, 2300 RA Leiden, The Netherlands

G.V. Jung  
Univ. Space Research Assoc., NRL, Washington, D.C. 20375, USA

S.M. Matz  
Northwestern University, Evanston, ILL 60208, USA

P.L. Nolan  
Stanford University, Stanford, CA 94305, USA

E.J. Schneid  
Grumman Aerospace Corp., Bethpage, NY 11714, USA

C. Winkler  
Astrophys. Div. ESA, ESTEC, 2200 AG Noordwijk, The Netherlands

\* NRC Research Assoc.

# Report Documentation Page

*Form Approved*  
*OMB No. 0704-0188*

Public reporting burden for the collection of information is estimated to average 1 hour per response, including the time for reviewing instructions, searching existing data sources, gathering and maintaining the data needed, and completing and reviewing the collection of information. Send comments regarding this burden estimate or any other aspect of this collection of information, including suggestions for reducing this burden, to Washington Headquarters Services, Directorate for Information Operations and Reports, 1215 Jefferson Davis Highway, Suite 1204, Arlington VA 22202-4302. Respondents should be aware that notwithstanding any other provision of law, no person shall be subject to a penalty for failing to comply with a collection of information if it does not display a currently valid OMB control number.

1. REPORT DATE <b>1994</b>	2. REPORT TYPE	3. DATES COVERED <b>00-00-1994 to 00-00-1994</b>			
4. TITLE AND SUBTITLE <b>Comparison of BATSE COMPTEL, EGRET and OSSE Spectra of GRB 910601</b>		5a. CONTRACT NUMBER			
		5b. GRANT NUMBER			
		5c. PROGRAM ELEMENT NUMBER			
6. AUTHOR(S)		5d. PROJECT NUMBER			
		5e. TASK NUMBER			
		5f. WORK UNIT NUMBER			
7. PERFORMING ORGANIZATION NAME(S) AND ADDRESS(ES) <b>Naval Research Laboratory, E. O. Hulburt Center for Space Research, 4555 Overlook Avenue, SW, Washington, DC, 20375</b>		8. PERFORMING ORGANIZATION REPORT NUMBER			
9. SPONSORING/MONITORING AGENCY NAME(S) AND ADDRESS(ES)		10. SPONSOR/MONITOR'S ACRONYM(S)			
		11. SPONSOR/MONITOR'S REPORT NUMBER(S)			
12. DISTRIBUTION/AVAILABILITY STATEMENT <b>Approved for public release; distribution unlimited</b>					
13. SUPPLEMENTARY NOTES <b>1994 American Institute of Physics Conference Proceedings, 557, p283.</b>					
14. ABSTRACT <b>GRB 910601 was well observed by all three broad- eld experiments on the COMPTON Observatory; it was also at a known position within the narrow aperture of the OSSE instrument. This has permitted us to compare spectra observed from all four of the COMPTON Observatory instruments. The burst lasted for about 40 s and was observed into the MeV region by all of the detectors; it was not detected at energies above 10 MeV. Time-integrated spectra from COMPTEL, EGRET and OSSE are in good agreement. Spectra from both the BATSE large area and spectroscopy detectors during the early part of the burst are also in good agreement with the OSSE spectrum.</b>					
15. SUBJECT TERMS					
16. SECURITY CLASSIFICATION OF:			17. LIMITATION OF ABSTRACT <b>Same as Report (SAR)</b>	18. NUMBER OF PAGES <b>5</b>	19a. NAME OF RESPONSIBLE PERSON
a. REPORT <b>unclassified</b>	b. ABSTRACT <b>unclassified</b>	c. THIS PAGE <b>unclassified</b>			

## ABSTRACT

GRB 910601 was well observed by all three broad-field experiments on the COMPTON Observatory; it was also at a known position within the narrow aperture of the OSSE instrument. This has permitted us to compare spectra observed from all four of the COMPTON Observatory instruments. The burst lasted for about 40 s and was observed into the MeV region by all of the detectors; it was not detected at energies above 10 MeV. Time-integrated spectra from COMPTEL, EGRET and OSSE are in good agreement. Spectra from both the BATSE large area and spectroscopy detectors during the early part of the burst are also in good agreement with the OSSE spectrum.

## INTRODUCTION

The burst of 1991 June 1 provided the first opportunity to compare the spectral responses of the four COMPTON Observatory experiments over a broad dynamic range. Schaefer, *et al.*<sup>1</sup>, Winkler, *et al.*<sup>2</sup>, Kwok, *et al.*<sup>3</sup>, and Share, *et al.*<sup>4</sup> describe measurements individually made by the BATSE, COMPTEL, EGRET, and OSSE instruments, respectively. This burst occurred in the field of view of two of the OSSE detectors. Its location is depicted in Figure 1 which displays the individual error boxes derived from the OSSE and COMPTEL instruments; also shown is the arc derived from the interplanetary network (see Hurley *et al.* these Proceedings). The best source location is derived from the intersection of the COMPTEL error circle with the IPN arc. This position was used to derive the spectrum of the burst from OSSE; we estimate that there is  $\sim 10\%$  error in the flux due to the uncertainty in position.

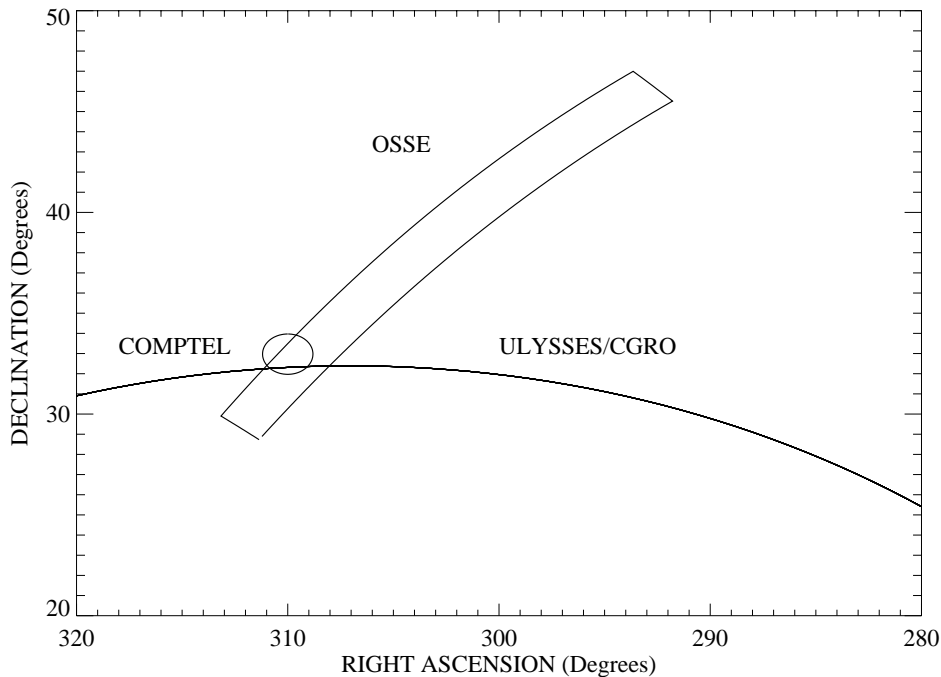


Figure 1. Positions for the source of the June 1 burst derived from COMPTEL (oval), OSSE (error box) and CGRO/Ulysses (arc).

The burst history recorded  $>100$  keV by the summed shield elements of OSSE is displayed in Figure 2. BATSE triggered on the small peak at 4 s. OSSE accumulated spectral data in three 16.38 s intervals during the burst. Spectral comparisons with BATSE were made during interval #1 and are described in the next section. OSSE spectral comparisons with COMPTEL and EGRET were from data summed over all three intervals; the time interval over which the EGRET spectrum was accumulated is not identical with OSSE but does encompass a bulk of the emission shown in Figure 2.

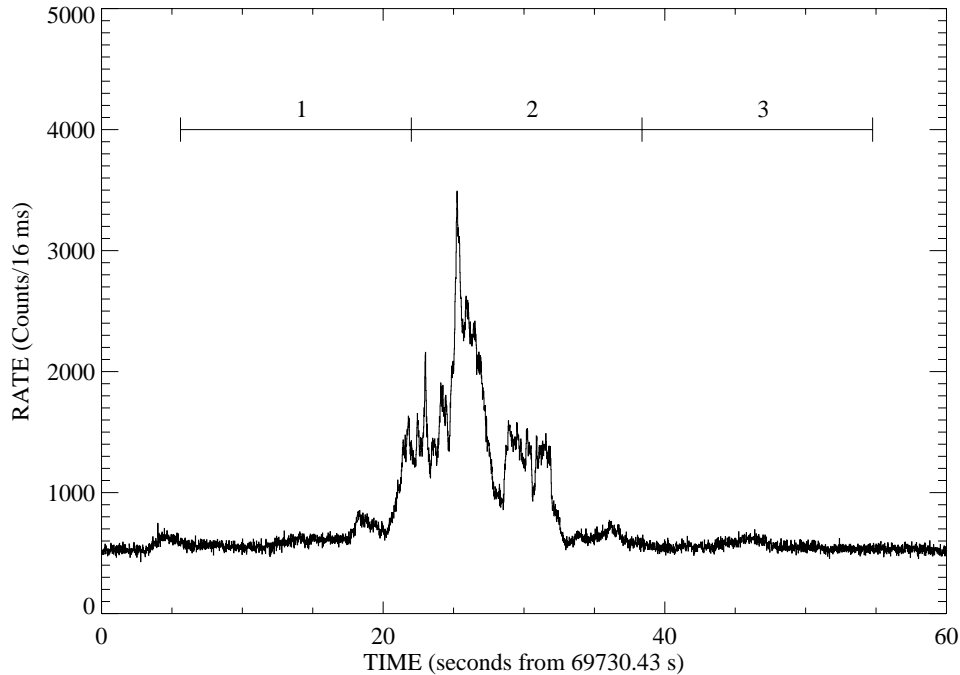


Figure 2. Count rates  $>100$  keV recorded at 16 ms resolution by OSSE annular shields. Intervals in which spectra were accumulated are shown.

### SPECTRAL COMPARISONS

Figure 3 shows the spectra measured by two of the OSSE detectors (summed together), the large EGRET NaI crystal (TASC), COMPTEL's D2 NaI detector, and the COMPTEL telescope; upper limits are shown for the EGRET spark chamber over this time interval. The agreement between all the measurements is good, although the COMPTEL spectra appear to be harder than those of either OSSE or EGRET. A clearer comparison is revealed in Figure 4 where the differential spectral points are multiplied by  $E^2$ . The solid line is a fit to the OSSE data with a model consisting of the sum of an exponentiated power law and a high-energy power law.

Spectral data from BATSE are only available for the early part of this burst. BATSE detector module #2 had minimum exposure to scattered radiation from the earth; this was thus used for comparison. Spectra from both the large area detector (LAD) and spectroscopy detector (SD) are compared with the OSSE spectrum in Figure 5. The SD data are in excellent agreement with OSSE over the full range in energy. The LAD and OSSE data agree quite well

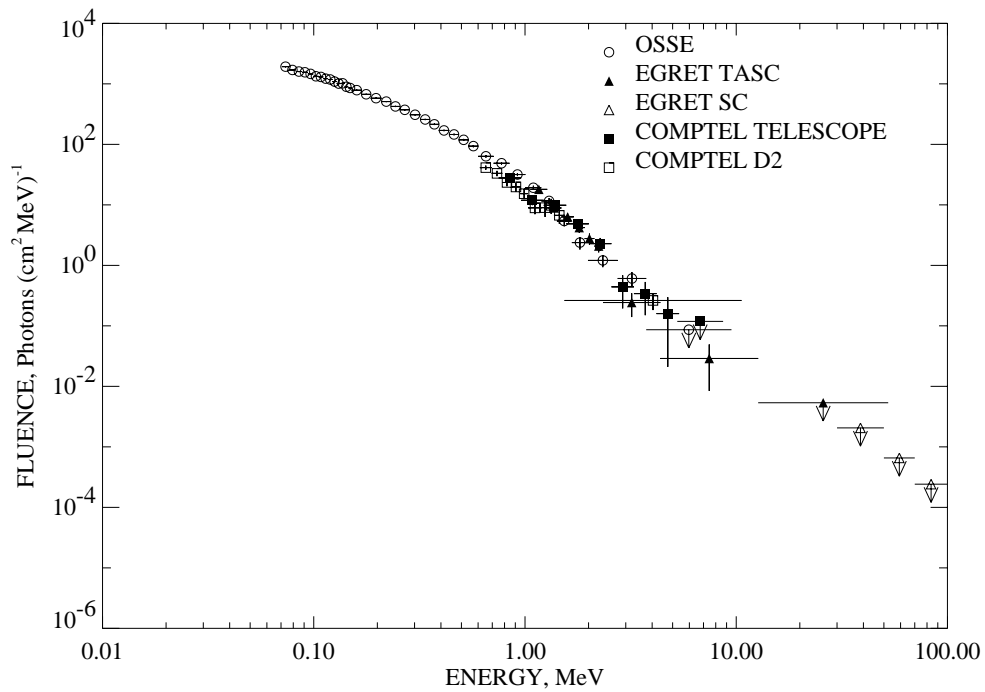


Figure 3. Integrated photon spectra from COMPTEL, EGRET, and OSSE measurements.

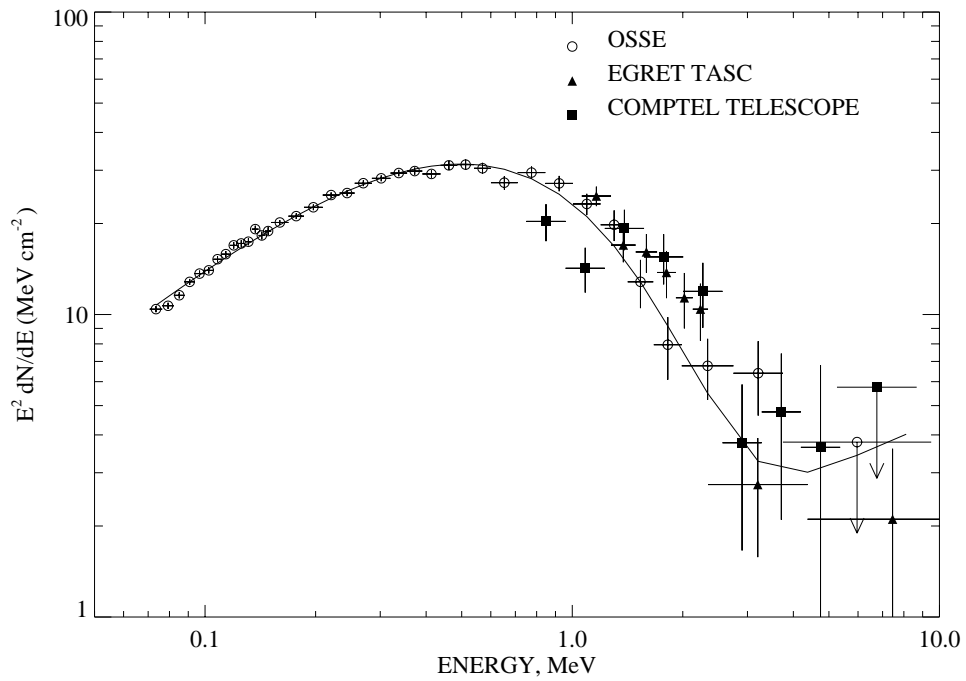


Figure 4. Integrated photon spectrum from COMPTEL, EGRET, and OSSE measurements.

<0.6 MeV; the LAD data points fall systematically below those of OSSE at higher energies. This could be due to uncertainties in the instrument response function for these relatively thin detectors near 1 MeV. The solid curves show a fit to the OSSE data.

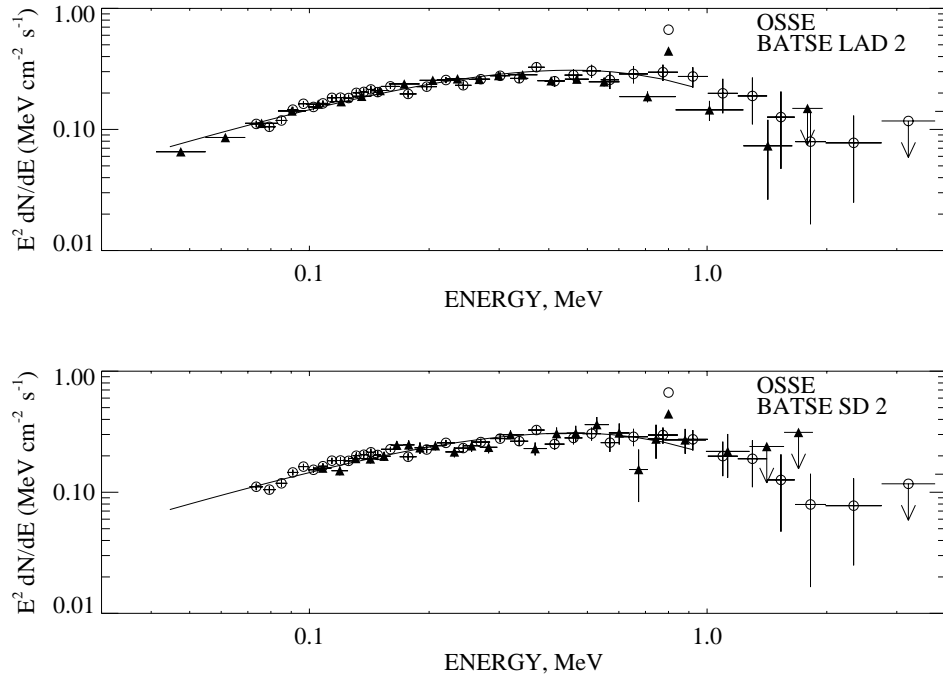


Figure 5. Comparison of BATSE LAD and SD spectra with OSSE spectra early in the burst.

These comparisons indicate that the full complement of detectors on the COMPTON Observatory can be used to construct spectra of bursts over a broad range in energies, from  $\sim 0.05$  to  $\sim 1000$  MeV. Further evidence for the good agreement between BATSE, COMPTEL, and EGRET spectra of bursts is given by Schaefer, *et al.* in these Proceedings.

It is also clear from Figures 3-5 that there is no evidence for any spectral features superimposed on the broad continuum in this burst. The measured fluence of the burst is  $\sim 1.2 \times 10^{-4}$  erg cm $^{-2}$   $>70$  keV.

We wish to thank Rick MacKinnon for assistance in the analysis of the OSSE data.

## REFERENCES

1. Schaefer, B.E., *et al.*, Ap. J. Lett **393**, L51 (1992).
2. Winkler, C., *et al.*, Compton Gamma-Ray Observatory (Amer. Inst. of Physics, N.Y., 1993), p. 845.
3. Kwok, P.W., *et al.*, Compton Gamma-Ray Observatory (Amer. Inst. of Physics, N.Y., 1993), p. 855.
4. Share, G.H., *et al.*, Gamma-Ray Bursts (Amer. Inst. of Physics, N.Y., 1992), p. 32.