

UNCLASSIFIED

<b>AD NUMBER</b>
ATI202264
<b>CLASSIFICATION CHANGES</b>
<b>TO</b>  unclassified
<b>FROM</b>  confidential
<b>AUTHORITY</b>
USNSWC notice dtd 29 Jan 1976

THIS PAGE IS UNCLASSIFIED

THIS REPORT HAS BEEN DELIMITED  
AND CLEARED FOR PUBLIC RELEASE  
UNDER DOD DIRECTIVE 5200.20 AND  
NO RESTRICTIONS ARE IMPOSED UPON  
ITS USE AND DISCLOSURE.

DISTRIBUTION STATEMENT A

APPROVED FOR PUBLIC RELEASE;  
DISTRIBUTION UNLIMITED.

UNCLASSIFIED

ATI 202 264

CLASSIFICATION CHANGED  
TO: UNCLASSIFIED  
FROM: CONFIDENTIAL  
AUTHORITY:

A. B. W. S.  
JAN 11 1971

UNCLASSIFIED

ASTIA NO. 202264  
ASTIA FILE COPY

**CONFIDENTIAL**  
SECURITY INFORMATION

FWD FOR PROCESSING

3-8-508

LOAN DOCUMENT

53-6-116072

U. S. NAVAL PROVING GROUND  
DAHLGREN, VIRGINIA

REPORT NO. 1065

TEST AND DEVELOPMENT OF 3"/70 AA PROJECTILES

47th Partial Report

-----

TEST OF 3"/70 AA PROJECTILES  
FOR EFFECTIVENESS OF BASE COVER PLATES

FINAL Report                      Task  
Assignment    NPG-Re3b-210-1-52

Copy No. 11                      Classification    CONFIDENTIAL  
SECURITY INFORMATION

NAVY DEPT.

LIBRARY OF CONGRESS  
REFERENCE DEPARTMENT  
TECHNICAL INFORMATION DIVISION  
NAVY RESEARCH SECTION

DEC 30 1952

URN TO:  
REFERENCE CENTER  
OF CONGRESS  
TOWN 25, D.C.

NOV 2 13 21

RECEIVED

Test of 3"/70 AA Projectiles  
for Effectiveness of Base Cover Plates

-----

PART A

SYNOPSIS

1. Forty-five (45) 3"/70 AA projectiles Type EX 24 Mod 9 were fired for recovery in gun Type G Mod 14, Serial No. 24934. The projectiles were modified by drilling holes of various sizes in the bases, covered with standard and thicker-than-standard base cover plates and fired at service and proof pressure, to determine the effectiveness and limitations of base cover plates.
2. On the 3"/70 projectile a standard base cover plate (W031 thick) will afford adequate protection against powder gasses at proof or service pressure for any hole in the projectile base up to and including 3/32" in diameter. An 18 gage base cover plate (W0478 thick) will afford protection when fired at service pressure for any hole up to and including 3/16" in diameter and at proof pressure for any hole up to and including 1/8" in diameter.

Test of 3"/70 AA Projectiles  
for Effectiveness of Base Cover Plates

TABLE OF CONTENTS

	<u>Page</u>
SYNOPSIS . . . . .	1
TABLE OF CONTENTS. . . . .	2
AUTHORITY. . . . .	3
REFERENCES . . . . .	3
OBJECT OF TEST . . . . .	3
PERIOD OF TEST . . . . .	3
DESCRIPTION OF ITEMS UNDER TEST... . . . .	3
PROCEDURE. . . . .	4
RESULTS AND DISCUSSION . . . . .	5
CONCLUSIONS. . . . .	5
APPENDIX A - COMPLETE BEFORE AND AFTER FIRING DATA. . . . .	TABLES I-V (Incl)
APPENDIX B - SUMMARY OF BEFORE AND AFTER FIRING DATA. . . . .	TABLE VI 1-2 (Incl)
APPENDIX C - NPG PHOTOGRAPHS AND SKETCHES. . . . .	FIGURES 1-11 (Incl)
APPENDIX D - DISTRIBUTION. . . . .	1 (Only)

Test of 3"/70 AA Projectiles  
for Effectiveness of Base Cover Plates

PART B

INTRODUCTION

1. AUTHORITY:

This program was authorized by reference (a).

2. REFERENCES:

- a. BUORD ltr Re3b-PAB:mt Ser 14225 of 23 Jan 1952  
to NAVPROV
- b. BUORD SK. No. 328486 3"/70 AA Projectile Type EX 24 Mod 9

3. OBJECT OF TEST:

The object of this test was to determine the effectiveness and limitations of base cover plates on 3"/70 AA projectiles.

4. PERIOD OF TEST:

- a. Date of Directive 23 January 1952
- b. Date Test Commenced 25 January 1952
- c. Date Test Completed 16 May 1952

PART C

DETAILS OF TEST

5. DESCRIPTION OF ITEMS UNDER TEST:

a. Projectile: 3"/70 AA projectiles EX 24 Mod 9 in accordance with reference (b) were modified by the Lansdowne Steel and Iron Co. Fifty (50) EX 24-9 projectiles were divided into ten (10) groups of five (5) each. Modifications, as shown in Figure 10, are as follows:

Test of 3"/70 AA Projectiles  
for Effectiveness of Base Cover Plates

-----

<u>Variation</u>	<u>Drill Size</u>	<u>Cover Plate Thickness</u>
"A"	1/4"	Standard (4031)
"B"	3/16"	"
"C"	1/8"	"
"D"	3/32"	"
"E"	1/16"	"
"AF"	1/4"	18 gage (40478)
"BG"	3/16"	"
"CH"	1/8"	"
"DJ"	3/32"	"
"EK"	1/16"	"

Projectiles marked "E" and "EK" had a 1/32" slitting saw cut located off center on the base of the projectile in addition to the holes (Figure 10).

Projectiles of variation "B" were not fired based on the firing results of variation "C".

b. Gun: The 3"/70 gun Type G Mod 14 No. 24934 has a short run-up, 1 in 20 caliber twist, and disappearing rifling. At the start of this test the subject gun had 23.38 ESR.

6. PROCEDURE:

All projectiles were prepared for recovery firing in the gun Type G Mod 14 by stripping the forward bands, epsom salt loading to a total weight of 15 pounds, and fitting with flat dummy nose plugs (Figure 11). Two projectiles of each variation tested were fired at proof pressure and three of each variation at service pressure. After recovery, the positions on the base plates corresponding to the holes in the projectile bases were examined and a typical example was photographed either with the base plate in position or machined off (Figures 2-9). When deformation was present, the base plates were removed and gaged (Tables II, III, IV and V, Appendix (A)). Hardness readings were taken on two plates of each type after firing. The average hardness (Rc T-15 scale) for the standard plates was 78.9 and for the 18 gage plates 79.9.

All rounds were crimped in EX 5 cases.

Test of 3"/70 AA Projectiles  
for Effectiveness of Base Cover Plates

-----

## 7. RESULTS AND DISCUSSION:

Complete before and after firing data are given for each round in Tables I-V, inclusive, Appendix (A); a summary of the firing data is included as Table VI, Appendix (B); a photograph of an unfired EX 24-9 projectile is shown as Figure 1; and photographs of the cover plates are included as Figures 2-9, inclusive. If one base plate in any variation had a through hole upon recovery, that variation was considered to have failed. The condition of each plate after recovery is given in Tables I through V, and a summary of the condition for each variation is given in Table VI.

All standard thickness (W031) base cover plates fired at service or proof pressure passed with holes in the projectile base of 3/32" in diameter. Plates of the 18 gage (W0478) thickness fired at service pressure passed with holes of 3/16" in diameter and at proof pressure with holes of 1/8" in diameter. In each case the next larger hole size caused a failure of the base plate.

The slot modification in the projectile bases combined with 1/16" diameter holes (variations "E" and "EM") had no additional effect on the base plate. Upon recovery, some plates of these variations had the metal of the plates raised in positions corresponding to the 1/16" holes and the ends of the slots. The raised portions of the base plates can be attributed to small quantities of metal having been left around the rims of the holes on the projectile bases, evidently due to these positions having been punch-marked.

## PART D

### CONCLUSIONS

#### 8. It is concluded that:

a. On the 3"/70 projectile a standard base cover plate (W031 thick) will afford adequate protection against powder gasses at proof or service pressure, for any hole in the projectile base up to and including 3/32" in diameter. An 18 gage base cover plate (W0478 thick) will afford protection when fired at service pressure for any hole up to and including 3/16" in diameter and at proof pressure for any hole up to and including 1/8" in diameter.

Test of 3"/70 AA Projectiles  
for Effectiveness of Base Cover Plates

The tests upon which this report is based were conducted by:

- REX B. BUTLER, Head, Design Branch,  
Terminal Ballistics Department
- R. D. CROMWELL, Special Projects Firing Director,  
Terminal Ballistics Department

This report was prepared by;

- REX B. BUTLER, Head, Design Branch  
Terminal Ballistics Department

This report was reviewed by:

- R. H. LYDDANE, Director of Research,  
Terminal Ballistics Department
- E. L. LEVSTIK, Lieutenant Commander, USNR  
Terminal Ballistics Batteries Officer  
Terminal Ballistics Department
- W. B. ROBERTSON, Lieutenant Commander, USN  
Terminal Ballistics Officer  
Terminal Ballistics Department
- C. C. BRAMBLE, Director of Research, Ordnance Group

APPROVED: J. F. BYRNE,  
Captain, USN  
Commander, Naval Proving Ground



E. A. RUCKNER  
Captain, USN  
Ordnance Officer  
By direction

CONFIDENTIAL

NPG REPORT NO. 1065

U. S. NAVAL PROVING GROUND  
DAHLGREN, VIRGINIA

Forty-seventh Partial Report  
on  
Test and Development of 3"/70 AA Projectiles

-----  
Final Report  
on  
Test of 3"/70 AA Projectiles  
for Effectiveness of Base Cover Plates

Project No.: NPG-Re3b-210-1-52  
Copy No.: 11  
No. of Pages: 6

Date: DEC 1 - 1952

CONFIDENTIAL  
SECURITY INFORMATION

TABLE I

COMPLETE BEFORE AND AFTER FIRING DATA

Base Cover Plate Test of 3"/70 EX 24-9 Projectiles in Gun Type G Mod 14 No. 24934

Proj. No.	Variation	Firing Order 2/25/52	Hole Size	Base Plate Thickness (in.)	Powder Charge (lbs.) HKPC-1	Average Pressure (t.s.i.)	Muzzle Velocity (ft./sec.)	Visible Deformation of Base Plate after firing
1074	A	1	1/4"	.031	9.96	19.8	3311	3 Thru Holes
1075	A	6	1/4"	.031	9.96	20.5	3379	3 Thru Holes
1076	A	7	1/4"	.031	9.96	19.8	3366	3 Thru Holes
1077	A	2	1/4"	.031	11.35	24.5	3698	3 Thru Holes
1078	A	3	1/4"	.031	11.35	25.6	3676	3 Thru Holes
1079	AF	4	1/4"	.0478	11.35	25.4	3679	3 Thru Holes
1080	AF	5	1/4"	.0478	11.35	24.9	3670	3 Thru Holes
1081	AF	8	1/4"	.0478	9.96	21.0	3374	3 Thru Holes
1082	AF	9	1/4"	.0478	9.96	18.8	3365	3 Thru Holes
1083	AF	10	1/4"	.0478	9.96	19.8	3379	3 Thru Holes

TABLE II

COMPLETE BEFORE AND AFTER FIRING DATA

Base Cover Plate Test of 3"/70 EX 24-9 Projectiles in Gun Type G Mod 14 No. 24934

Proj. No.	Firing Order	Hole Size	Base Plate Thickness (in.)	Base Plate Charge	Average Pressure (t.s.i.)	Muzzle Velocity (ft./sec.)	Visible Deformation of Base Plate after firing	Depth of Indentations in Base Plate in position relative to holes in Proj.
1149	BG 4	3/16"	.0478	11.35	25.5	3741	Proj. Not Recovered	
1150	BG 5	3/16"	.0478	11.35	23.9	3720	3 Thru Holes	
1151	BG 11	3/16"	.0478	9.96	19.9	3407	3 Indentations	.0235 .021
1152	BG 12	3/16"	.0478	9.96	20.1	3457	3 Indentations	.025 .022
1153	BG 13	3/16"	.0478	9.96	20.3	3445	Proj. Not Recovered	

TABLE III

## COMPLETE BEFORE AND AFTER FIRING DATA

Base Cover Plate Test of 3"/70 EX 24-9 Projectiles in Gun Type G Mod 14 No. 24934

Proj. No.	Variation	Firing Order	Hole Size	Base Plate Thickness (in.)	Powder Charge (lbs.)	Average Pressure (t.s.i.)	Muzzle Velocity (ft./sec.)	Visible Deformation of Base Plate after firing	Depth of Indentations in Base Plate in position relative to holes in Proj.	Deformation (in.)	
											3/17/52
1122	C	1	1/8"	.031	9.96	20.2	3403	3 Indentations	.013	.0105	.012
1123	C	8	1/8"	.031	9.96	20.2	3391	3 Indentations	.011	.010	.0095
1124	C	9	1/8"	.031	9.96	19.9	3410	1 Thru hole 2 Indentations			
1125	C	2	1/8"	.031	11.35	24.5	3699	2 Thru holes 1 Indentation			
1126	C	3	1/8"	.031	11.35	24.8	3746	2 Thru holes 1 Indentation			
1127	CH	4	1/8"	.0478	11.35	25.2	3719	3 Indentations	.0015	.0015	.0015
1128	CH	5	1/8"	.0478	11.35	24.6	3726	3 Indentations	.001	.002	.002
1129	CH	10	1/8"	.0478	9.96	20.8	3378	1 Indentation	.0015	.0005	.001
1130	CH	11	1/8"	.0478	9.96	20.2	5368	No Indentation	.000	.000	.000
1131	CH	12	1/8"	.0478	9.96	20.2	3400	No Indentation	.0005	.0005	.000

TABLE IV

COMPLETE BEFORE AND AFTER FIRING DATA

Base Cover Plate Test of 3"/70 EX 24-9 Projectiles in Gun Type G Mod 14 No. 24934

Proj. No.	Firing Order	Variation	3/7/52	Hole Size	Base Plate Thickness (in.)	Powder Charge (lbs.)	Average Pressure (t.s.i.)	Muzzle Velocity (ft./sec.)	Visible Deformation of Base Plate after firing	Depth of Indentation in Base Plate relative to holes in Proj.	Deformation (in.)
1084	D	1	3/32"	.031	9.96	20.4	-	-	Not Recovered		
1085	D	2	3/32"	.031	9.96	20.5	-	-	No Indentation	.001	.000
1086	D	3	3/32"	.031	9.96	20.1	3451	3	Indentations	.0003	.001
1087	D	4	3/32"	.031	11.35	Miss	3753	3	Indentations	.0032	.003
1088	D	5	3/32"	.031	11.35	Miss	3720	3	Indentations	.0035	.010
1089	DJ	6	3/32"	.0478	9.96	20.1	3388	No	Indentation	.000	.000
1090	DJ	7	3/32"	.0478	9.96	19.6	3375	No	Indentation	.000	.000
1091	DJ	8	3/32"	.0478	9.96	20.2	3395	No	Indentation	.000	.000
1092	DJ	9	3/32"	.0478	11.35	Miss	3748	No	Indentation	.000	.000
1093	DJ	10	3/32"	.0478	11.35	Miss	3693	No	Indentation	.000	.000

TABLE V

COMPLETE BEFORE AND AFTER FIRING DATA

Base Cover Plate Test of 3"/70 EX 24-9 Projectiles in Gun Type G Mod 14 No. 24934

Proj. No.	Variation	Firing Order	Hole Size (in.)	Base Plate Thickness (in.)	Powder Charge (lbs.)	Average Pressure (t.s.i.)	Muzzle Velocity (ft./sec.)	Visible Deformation of Base Plate after firing	Depth of Indentation in Base Plate in position relative to holes in Proj.	Deformation (in.)
1132	E	6	1/16"	.031	11.35	24.6	3716	* None	+ .0025	+ .0015
1133	E	7	1/16"	.031	11.35	23.8	3708	* None	+ .0005	+ .0005
1162	E	1	1/16"	.031	9.96	18.2	3390	* None	+ .0002	+ .0015
1163	E	6	1/16"	.031	9.96	19.9	3413	* None	+ .003	+ .003
1164	E	7	1/16"	.031	9.96	20.3	3419	None	.000	.000
1165	EK	8	1/16"	.0478	9.96	20.8	3451	None	.000	.000
1166	EK	9	1/16"	.0478	9.96	19.0	3401	* None	+ .002	+ .002
1167	EK	10	1/16"	.0478	9.96	19.8	3383	None	.000	.000
1168	EK	2	1/16"	.0478	11.35	25.4	3751	* None	+ .001	+ .001
1169	EK	3	1/16"	.0478	11.35	24.9	3717	None	.000	.000

\* Raised metal on projectile bases around 1/16" dia. holes & punch holes marking position of slots caused base plates to bulge over holes after firing.

TABLE VI

SUMMARY OF COMPLETE BEFORE AND AFTER FIRING DATA

Base Cover Plate Test of 3"/70 EX 24-9 Projectiles in Gun Type G Mod 14 No. 24934

<u>Variation</u>	<u>Rounds</u>	<u>Hole Size</u>	<u>Cover Plate Thickness</u>	<u>Pressure</u>	<u>Deformation of Base Plate</u>	<u>Remarks</u>
A	3	1/4"	.031	Service	3 Thru holes	Failed
A	2	1/4"	.031	Proof	3 Thru holes	Failed
AF	3	1/4"	.0478	Service	3 Thru holes	Failed
AF	2	1/4"	.0478	Proof	3 Thru holes	Failed
BG	3	3/16"	.0478	Service	3 Indentations	Passed
BG	2	3/16"	.0478	Proof	3 Thru holes	1 rd. not recovered
C	3	1/8"	.031	Service	Holes or Indentations	Failed
C	2	1/8"	.031	Proof	Holes or Indentations	Failed
CH	3	1/8"	.0478	Service	Slight or none	Passed
CH	2	1/8"	.0478	Proof	Slight or none	Passed
D	3	3/32"	.031	Service	Slight or none	Passed
D	2	3/32"	.031	Proof	Indentations	Passed

TABLE VI (Continued)

<u>Variation</u>	<u>Rounds</u>	<u>Hole Size</u>	<u>Cover Plate Thickness</u>	<u>Pressure</u>	<u>Deformation of Base Plate</u>	<u>Remarks</u>
DJ	3	3/32"	.0478	Service	None	Passed
DJ	2	3/32"	.0478	Proof	None	Passed
E	3	1/16"	.031	Service	* None	Passed
E	2	1/16"	.031	Proof	* None	Passed
EK	3	1/16"	.0478	Service	* None	Passed
EK	2	1/16"	.0478	Proof	* None	Passed

\* Raised metal on projectile bases around 1/16" dia. holes & punch holes marking ends of slots caused metal of plate to be raised after firing.





NP9-49084

25 January 1952

CONFIDENTIAL  
SECURITY INFORMATION

3"/70 AA Projectile Type EX 24 Mod 9 with forward band  
removed.

Figure 1



NP9-49085


25 January 1952

CONFIDENTIAL  
SECURITY INFORMATION

Typical Example of  
recovered variation  
"A" projectile fired  
at service pressure


Typical Example of  
recovered variation  
"AF" projectile fired  
at service pressure

Figure 2



NP9-49086

Typical Example of  
recovered variation  
"BG" projectile fired  
at proof pressure



1 April 1952

**CONFIDENTIAL**  
**SECURITY INFORMATION**

Typical Example of  
recovered variation  
"BG" projectile fired  
at service pressure

Figure 3



NP9-49087

Typical Example of  
recovered variation  
"C" projectile fired  
at service pressure

1 April 1952

Figure 4



CONFIDENTIAL  
SECURITY INFORMATION

Typical Example of  
recovered variation  
"C" projectile fired  
at proof pressure



NP9-49088


Typical Example of  
recovered variation  
"CH" projectile fired  
at service pressure

1 April 1952

Figure 5

CONFIDENTIAL  
SECURITY INFORMATION

Typical Example of  
recovered variation  
"CH" projectile fired  
at proof pressure




NP9-49089

Typical Example of  
recovered variation  
"D" projectile fired  
at service pressure


1 April 1952

Figure 6



CONFIDENTIAL  
SECURITY INFORMATION

Typical Example of  
recovered variation  
"D" projectile fired  
at proof pressure



NP9-49090

1 April 1952

CONFIDENTIAL  
SECURITY INFORMATION

Typical Example of  
recovered variation  
"DJ" projectile fired  
at service pressure


Figure 7

Typical Example of  
recovered variation  
"DJ" projectile fired  
at proof pressure



NP9-49091

Typical Example of  
recovered variation  
"E" projectile fired  
at service pressure





1 April 1952

CONFIDENTIAL  
SECURITY INFORMATION

Typical Example of  
recovered variation  
"E" projectile fired  
at proof pressure

Figure 8



NP9-49092

1 April 1952

CONFIDENTIAL  
SECURITY INFORMATION

Typical Example of  
recovered variation  
"EK" projectile fired  
at service pressure

Typical Example of  
recovered variation  
"EK" projectile fired  
at proof pressure

Figure 9

3 HOLES (SEE TABLE FOR SIZE)

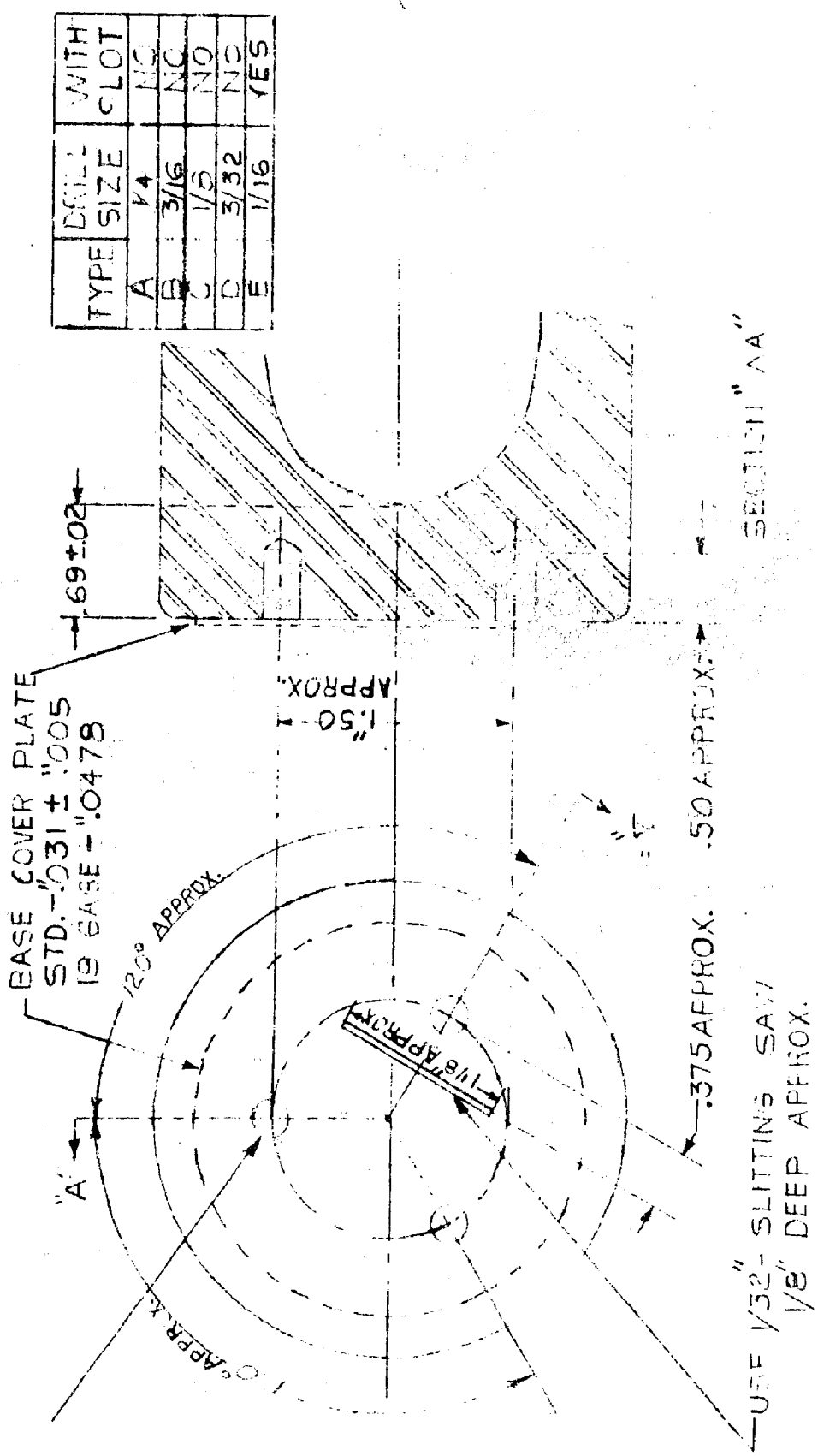


FIGURE 10

3/70 PROJECTILE EX. 24 MOD. 9  
FOR TESTING EFFECTIVENESS OF BASE COVER PLATE


SCALE: 1-1

REF: LAUSDOWNE STEEL AND TREN. CO.  
MORTON, PA. DWS. NO. X-6229

2-28-52 Cont.

DRAWING NO.  
AFL-303

2.00 - 12 WS - 2.00 H  
 MAJOR DIA 2.000 - 0.12  
 FITCH DIA 1.9438 - 0.027  
 MINOR DIA 1.8978 MAX  
 1.0% C. MAX.



1.8978 DIA  
 1.8978 DIA

1.8978 DIA  
 1.8978 DIA

**UNCLASSIFIED**

**UNCLASSIFIED**

114/1  
~~AD-A800 072~~

STI-ATI-202 264 \* ~~CONFIDENTIAL~~ <sup>251575</sup> SECURITY INFORMATION  
Naval Proving Ground, Dahlgren, Va.  
TEST AND DEVELOPMENT OF 3"/70 AA PROJECTILES - TEST U  
OF 3"/70 AA PROJECTILES FOR EFFECTIVENESS OF BASE  
COVER PLATES, by Rex B. Butler. 47th Partial rept., (OVER)  
Final rept. 1 Dec 52, 6p, illus, tables. Rept. no. 1065.

Ordnance (22)                      Projectiles, Antiaircraft  
Ammunition &                      Projectiles - Testing  
Explosives (1)

~~(Copies obtainable from ASTIA-DSC)~~  
\* Antiaircraft Ammunition  
Firing Tests (Ordnance)

NTIS, Auth: MICROFILM  
USNSWC notice, 29 JAN 76                      ~~CONFIDENTIAL~~

U Auth: USNSWC memo, 29 JAN 76

---