

AD-A956 507

1

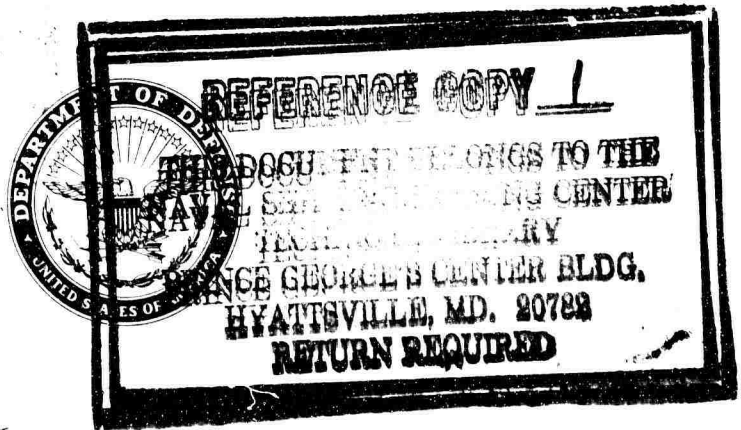


Index to the Shock and Vibration Bulletins

DTIC
S **D**
ELECTE
NOV 27 1991
D

FEBRUARY 1968

A Publication of
THE SHOCK AND VIBRATION
INFORMATION CENTER
Naval Research Laboratory, Washington, D.C.



91-16219



23/20

Office of
The Director of Defense
Research and Engineering

91 1121 128



Symposium on Shock and Vibration

Index to the Shock and Vibration Bulletins

FEBRUARY 1968

A Publication of
THE SHOCK AND VIBRATION
INFORMATION CENTER
Naval Research Laboratory, Washington, D.C.

Prepared by
R. E. Seely
Henry C. Pusey
and
Jean B. Goldbecker

Office of
The Director of Defense
Research and Engineering

Accession For	
NTIS	CRAW
DTIC	TAG
Unannounced Justification	
By _____	
Distribution No/	
Availability	
Dist	Availability Status
A-1	

UNANNOUNCED

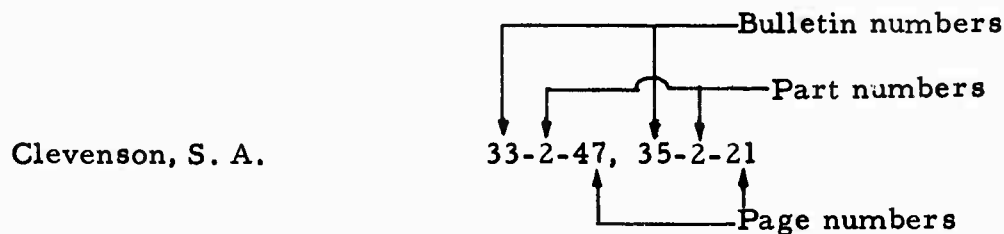
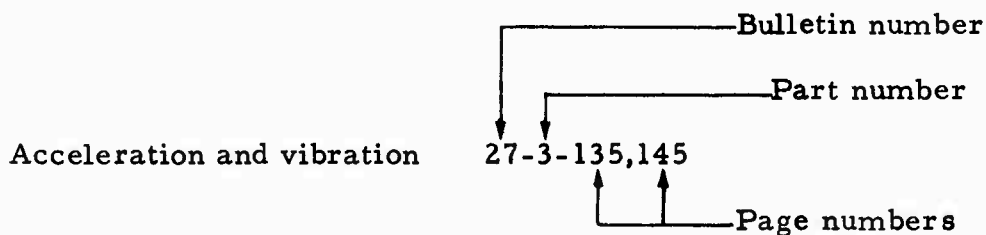
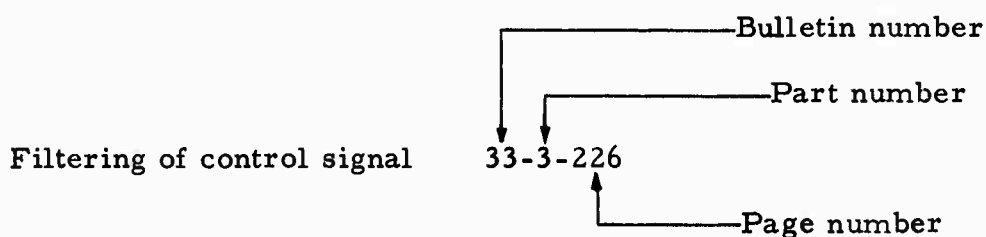


Preface

In October 1957 the "Index to Shock and Vibration Bulletins Nos. 1 through 24" was published and distributed. That Index, now unclassified, is included as Appendix A to this publication. Bulletins 25 through 35 were published in 43 parts between December 1957 and April 1966. This volume provides a complete index to these Bulletins so that users may locate useful articles with reasonable ease.

In Part I of this Index, subjects are compiled in alphabetical order. Part II lists authors in the same way. To find the title of a paper by a particular author, one should refer to Part III which is a complete Table of Contents of the Bulletins by number and part.

Each entry in Parts I and II is followed by a basic three-number combination. The first number identifies the Bulletin, the second number the Part, and the third number the page. A comma between numbers at any point indicates more than one reference for a single listing. The following examples will serve as illustrations.



This publication provides a complete reference to the material published in Shock and Vibration Bulletins 1 through 35. Many of these Bulletins are out of stock at this Center and are only available from the Defense Documentation Center (DDC). Appendix B is a listing of Bulletins 1 through 35 with their DDC accession numbers.

Acknowledgment

Appreciation is expressed to Mr. R. E. Seely, now at the Naval Ordnance Plant, Forest Park, Illinois, for contributing his time after leaving the Shock and Vibration Information Center to complete the reading and indexing of papers, and to Mrs. K. G. Jahnel for her careful preparation of the index cards.

Table of Contents

Preface	iii
Part I - Subject Index - Shock and Vibration Bulletins 25 through 35	1
Part II - Author Index - Shock and Vibration Bulletins 25 through 35	63
Part III - Tables of Contents - Shock and Vibration Bulletins 25 through 35	77
Appendix A - Subject Index - Shock and Vibration Bulletins 1 through 24	145
Author Index - Shock and Vibration Bulletins 1 through 24	203
Appendix B - Subject Listing - Shock and Vibration Bulletins 1 through 35	231

Part I
Subject Index

Shock and Vibration Bulletins
25 Through 35

SUBJECT INDEX

A

- A-4C aircraft, 35-7-157
- Aboveground structures
 - reducing air blast effects on, 32-2-151
 - vibration 35-2-1
 - isolation, 27-4-79
- Absorption coefficients of panels, 33-4-195
- Absorptivity-emissivity ratio of Transit satellites, 29-4-52
- Acceleration
 - gun launch, 34-2-153
 - sound pressure produced, 25-2-1
 - from two-mass impact, 34-3-275
 - and vibration, 27-3-135, 145
- Acceleration pulses, specification for shock tests, 35-6-173
- Acceleration spectral density
 - of aircraft weapons, 35-7-157
 - of Athena boosters, 35-6-353
 - definition, 25-2-178
 - measurement errors, 35-4-135
 - in random testing, 31-3-111
 - of road vehicles, 34-1-90
 - of tracked vehicles, 35-5-115
- Accelerometers, see also Piezoelectric accelerometers and Piezoresistive accelerometers
 - angular, for package shock recorder, 25-2-110
 - calibration
 - by automatic system, 33-3-69
 - capacitance probe for, 35-4-23
 - errors in, 33-3-1
 - in field, 34-3-329
 - at high temperature, 33-3-19
 - instrumentation for, 27-3-215, 33-3-45, 34-4-31
 - by lasers, 35-4-33
 - in place, 33-3-69
 - by reciprocity techniques, 34-4-21
 - resonant beam in, 35-4-80
 - techniques for, 35-4-49
 - as calibration standards, 35-4-61
 - characteristics, 35-4-37
 - under transient load, 35-6-328
 - digital, response to vibration, 34-4-81
 - displacement from, 35-4-1
 - embedment in solid rocket propellant, 33-3-27, 34-1-203
 - for high temperature use, 33-3-19
 - mounting with adhesive tape or cement, 33-3-1
 - omnidirectional
 - development, 34-4-41, 35-4-55
 - for package shock recorder, 25-2-110
 - performance, effect of mounting variables on, 33-3-1, 13
 - response, surface finish effect on, 33-3-13
 - sensitivity
 - base-strain effects on, 35-4-37
 - to dynamic pressure, 31-3-183
- Acceptance tests, see also Qualification tests and Quality control tests
 - failures in, 33-3-183
- Accordion modes, vibration analysis, 35-3-107
- Accumulative fatigue damage, see Cumulative fatigue damage
- Acoustic analysis
 - autocorrelation analyzers for, 35-4-193
 - spectrum analyzers for, 31-3-240
- Acoustic data, see Acoustic environment
- Acoustic environment
 - of Atlas missiles, 25-1-52
 - at booster launch, prediction, 33-2-89
 - of guided missiles, 31-2-123
 - of hypersonic vehicles, prediction, 28-4-48
 - of jet engines, 25-1-42, 25-2-31

Acoustic environment—Continued
of Mauler missiles, 30-1-189
missile component protection from,
25-1-1
at missile lift-off, prediction using
models, 34-4-123
in missile silos, measurement,
29-1-65
of missiles on wing of B-52, 28-1-187
of Nike-Zeus missiles, 31-1-21
prediction for large missiles,
28-4-28
on RB-66 and A3D aircraft, survey,
25-2-39
of reentry vehicles, data on, 35-7-9
of rocket boosters, prediction,
25-2-10, 31-2-132
of rocket engines, 25-1-8, 31-3-27
of Saturn, 30-4-24, 27
simulation, 31-2-123
by mechanical vibration, 34-5-83
of Snark missiles, 27-2-185
instrumentation for measure-
ment, 25-2-117
of space vehicles, 31-2-12
structural design for, 25-1-42
of Tartar missiles, 25-1-60, 29-1-79
of Titan I, 31-3-12
of Titan III, 35-7-1
on YJ-79 jet engines, survey,
28-4-177

Acoustic excitation

aircraft equipment response to,
35-3-259
design of space vehicle structures
for, 33-4-201
fatigue produced by, 30-5-37
of missiles, produced by underground
launching, 29-4-317
piezoelectric accelerometer response
to, 26-2-114
prediction of response to, 31-3-63
response of OGO spacecraft to,
34-5-125
structural response to, 30-4-188,
33-2-77
and vibration, equivalence, 30-4-103
vibration produced by, 25-2-1,
35-7-31
in ribbed plate, 31-3-24
prediction by energy method,
31-3-12

Acoustic fatigue

of aircraft structures, 28-4-177

approach to, 25-2-39
and damping in study of aircraft
structures, 26-2-295
facility design, 30-5-37
prediction, 31-2-181
structural models in study, 30-4-140

Acoustic generators, see Acoustic test
facilities

Acoustic levels, see Boundary layer noise
and Sound pressure levels

Acoustic noise, see also Noise
random

air jet for testing, 27-2-169
evaluation of integrals, 25-2-243
simulation, 27-2-159, 175
randomness tester for, 33-2-286
structural vibration related to,
28-4-1

Acoustic power

from jet engines, 30-4-168
Lighthill's parameter for, 28-4-23

Acoustic radiation

from piping containing fluid, 35-3-161
from ships
prediction, 34-3-129
and torpedoes, 26-2-206

Acoustic spectra, see also Power spectra

of air jet, 27-2-169
of battlefield vehicles, 34-1-103
for multicopter sirens, 27-2-162
of Saturn vehicles, 33-2-72
of Tartar missiles, 29-1-86
of Titan missiles, 29-4-331
of turbojet engines, 33-3-237

Acoustic test facilities

acoustic generator for, design,
34-2-213
for aerospace industry, 30-5-28
air chopper for, 25-2-18
air jet
random noise testing with,
27-2-169
for simulating flight environ-
ment, 34-2-213
air modulator, 27-2-192
of Boeing Company, 25-2-18
catenary horns for, 30-5-28
design, 30-5-17

- Acoustic test facilities—Continued
 electromagnetic loudspeaker for, 27-2-175
 at General Dynamics/Pomona, 34-2-129
 high intensity, 25-2-25, 55
 at Langley Research Center, 34-5-125
 progressive wave tubes, 27-2-175
 resonant chambers, 27-2-216
 reverberant chambers, 25-2-8, 55; 27-2-175, 187, 216
 sine wave acoustic generators for, limitations, 26-2-306
 sirens for, 29-4-317; 30-5-28, 37
 characteristics, 30-5-17
 design, 25-2-55
 multirotor, acoustic power spectrum for, 27-2-162
 simulation of random acoustic environment by, 27-2-159
- Acoustic tests
 development, 31-2-123
 of electronic components, 30-4-114
 models for, 30-4-187
 philosophy, 25-2-25, 27-2-211
 on Redstone and Jupiter missiles, proposed, 26-2-308
 scaling of models for, 30-4-140
 simulation by vibration shaker, 33-3-125
 of Snark missiles, 31-3-1
 spatial correlation in, 31-3-63
 spectrum synthesizer for, 27-2-219
 in structural analysis, 31-2-181
 of structures, 29-4-317
 techniques, 31-2-181
 using sirens, 29-4-317; 30-5-28, 37
- Acrylonitrile rubber, characteristics, 30-3-106
- Actuators, see Water jet actuators
- Admittance, see Mechanical impedance
- Advent missiles, 34-2-1
- Aerial delivery
 air bags for, 30-3-290
 British practice, 30-3-290
 cushioning materials for, 25-2-305
 design of cushioning systems for, 30-3-276
 economics, 25-2-305
 impact loads on system, 34-4-269
 by parachute extraction, 30-3-317
 simulation, 30-5-139
 tutorial exposition on, 30-3-261
- Aerial recovery of parachute reentry, 33-3-63
- Aerodynamic damping, see also Damping
 in panels, 26-2-278
 pressure effects on, 34-5-197
- Aerodynamic heating
 combined with vibration testing, 25-1-92
 estimation, 26-1-19
 simulation by pyrotechnics, 27-1-143
 of Talos, 26-1-29
- Aeroelastic vibration principles in design problems, 34-2-279
- Aerospace structures, digital computer in analysis and design, 34-2-113, 121
- AGE equipment, test procedures used for, 34-5-255
- Agema spacecraft, 33-3-97
- Aging in outer space, 30-1-55
- AGREE test stand and vibration equipment, 33-3-149
- Air bags
 for aerial delivery, 30-3-290
 in vibration tests, 34-1-181
- Air bearings, free-free vibration test using, 34-5-115
- Air blast, see also Blast
 effect on parked aircraft, 28-2-59
 instrumentation for measuring, 28-1-46, 28-3-99
 from nuclear detonation, measurement, 32-2-141
 reducing effect on aboveground structures, 32-2-151
 soil displacement induced by, 29-3-145
 vulnerability of electronic equipment to, 29-2-50
- Air drop, see Aerial delivery

- Air guns, see Shock test facilities
- Air jets, see Acoustic test facilities
- Air pressure, beam damping related to, 34-5-197
- Air springs, see Pneumatic springs
- Air transportation, environmental data on, 31-3-81
- Airborne exterior lamps, mathematical model, 33-4-161
- Airborne instrumentation for spectrum analysis, 31-3-150
- Airborne weapons, captive-flight vibration, 35-7-157
- Aircraft, see also specific aircraft such as A-4C, B-52, and RB-50
 components, qualification testing, 29-4-246
 environment, survey, 35-5-1
 equipment, acoustic sensitivity, 35-3-259
 gunfiring environment in, 34-2-281, 34-4-191
 high speed, forced ejection of stores from, 25-1-99
 naval, structural vibration in, 25-1-127
 nuclear shock effect on, 26-1-1
 panels, structural damping, 25-2-46
 parked, simulation of explosive effects on, 28-2-59
 shock and vibration environment, 26-2-56
 structures
 acoustic fatigue, 28-4-177
 and damping, 26-2-295
 sound pressure level effect on, 25-2-18
 vibration, summary, 29-4-342
 vibration isolation systems for, 34-3-169
 vulnerability
 to blast, 28-1-56
 to nuclear detonation, 28-2-59
- Aircraft wings, see Wings
- Altitude, varying, effect on vibration of plates and boxes, 30-5-116
- Aluminum alloys
 fatigue curves for, 35-5-271
 fatigue life, 35-2-21
 damping properties by resonance dwell technique, 34-5-177
 fatigue curves of specimens, 35-5-307
 honeycomb, in sandwich panels, 35-2-131
 and steel, S-N curve, 29-4-256
 tubes, as energy absorbers, 30-3-331
- Amplitude distribution
 and power spectral density, wave analyzer in study, 26-2-231
 by special purpose computer, 29-4-133
 statistical, in vibration analysis, 33-2-243
 of vibration data, 31-2-49
- Analog analyzers vs digital analyzers, 35-4-193
- Analog circuits of yielding springs, 26-2-229
- Analog computers, see also Computers
 cross-spectral density studied by, 35-4-223
 cushion characteristics studied by, 31-2-257
 duffing spring in, 33-3-198
 elastic component response studied by, 34-2-107
 Fourier integrals evaluated by, 35-6-213
 for ground shock studies, 29-3-353
 guidance platform studies by, 35-7-55
 for isolation studies, 35-5-217
 isolator design studies by, 34-3-179
 for nonlinear suspension studies, 30-3-194
 nuclear radiation effects studied by, 30-1-43
 for package cushioning studies, 30-3-87
 for parachute delivery studies, 33-2-230
 for Polaris missile study, 29-1-19
 railway impact studied by, 30-3-173
 random noise integrals evaluated by, 25-2-244
 resonance studies by, 35-2-231
 for response spectrum studies, 35-6-41

Analog computers, see also Computers—
Continued

shock spectrum analyzer using,
35-4-129
for shock spectrum studies, 33-2-182,
35-6-197
simulation of bearings by, 29-4-156
spring free play studied by, 33-4-133
structural response problems solved
by, 33-2-216
for transfer function studies,
25-2-253
for transportation system studies,
31-2-98
vehicle dynamics studied by,
30-3-243, 33-4-84
for vibration data studies, 29-4-126
vibration feedback studied by, 35-1-41
waveform distortion studied by,
33-3-195

Analog/digital conversion, errors in
35-4-158, 35-6-263

Analog/digital data acquisition system,
35-4-151

Analogies, mathematical and electrical,
30-3-182

Analogs, see Electrical analogs

Analysis, see subject of analysis or spe-
cific analyses such as Dynamic analysis

Analyzers, see also specific types such
as Dynamic analyzers and Spectral
analyzers

calibration, 31-2-62
for components in vibration analysis,
33-2-264
errors, 35-4-135
for short-duration data, 29-4-126
for vibration data, 31-3-232, 240

Angular alignment, vibration mounting
for, 30-1-178

Anisoelectricity, effect on gyro drift,
25-2-274

Antennas

blast loading, 35-1-13
deflections due to vibration tests,
measurement, 34-4-103
design for hardened site, 29-3-224

hardening, recent developments in,
32-1-76

AOSO, structural design, 35-2-203

Aperture time, error, in analog/digital
conversion, 35-4-158

Apparent mass of structures, 34-3-84

Apparent weight

in experimental study, 30-2-18
of rocket motors, 34-5-45, 35-2-117
significance and measurement,
29-4-13
of structures, 34-3-15

Arbitrary forcing functions, see also
Forcing functions
vibration response to, 26-2-199

Arches

under blast loading, soil-structure
interaction on, 32-3-159

buried

analysis, 28-3-252
behavior, 32-3-205
exposed to nuclear blast,
29-3-188

concrete, to resist nuclear detona-
tion, 28-1-93

design, 28-1-63, 28-3-36, 29-3-292
shallow, overpressure effects on,
32-3-159

structural modeling, 32-3-205
as underground shelters, 28-3-252

Arching forces, analysis, 29-3-105

Armored vehicles, see also Battlefield
vehicles and Tracked vehicles
vibration, 35-5-115

ASROC, 30-1-65, 30-3-257

gun blast shock of launcher, 28-1-181
vibration environment of motor,
31-1-74

ASTIA, description of services, 26-2-333

Athena boosters, vibration and shock data
from, 35-6-353

Atlas missiles, 29-4-351, 35-6-309
acoustic environment, 25-1-52
GSE, shock mitigation, 28-2-20

Atlas missiles—Continued
shock tests of silo, 29-3-348

Atlas/Agema missiles, bending mode
shapes, 34-5-115

Atmosphere, effect on creep and fatigue
at elevated temperatures, 26-2-287

Atmosphere entry, see Reentry

Aurora borealis, characteristics, 25-2-70

Autocorrelation analyzers in study of
acoustic data, 35-4-193

Autocorrelation functions
in modal analysis, 33-2-140
in randomness tests, 31-3-195
in vibration analysis, 25-1-73
in vibration signal study, 33-2-305

Autopilots and vibration mode coupling,
26-1-51

Auxiliary vibration tables
design, 27-4-65, 71
fixtures used with, 34-5-231
as horizontal test fixture, 25-2-93
laboratory practice with, 31-2-303
oil characteristics for, 27-4-69
performance, 27-4-32

Averaging techniques, dangers in,
25-1-158

Averaging times, influence on data analy-
sis, 29-4-183

B

B-52 aircraft, 28-1-187, 28-4-189,
34-3-169
sound pressure level, 28-4-1

B-58 aircraft, 33-2-34

Ballistic missiles, see also Missiles
reentry flight simulation, 27-2-1
shock loads on, 29-3-353
vibration data during reentry, 35-7-9

Ballistic pendulums for studying material
characteristics, 33-4-141

Bar linkages, kinematic analysis,
34-3-123

Base strain effects on accelerometer
sensitivity, 35-4-37

Battlefield vehicles, see also Tracked
vehicles and Armored vehicles
noise spectra, 34-1-103

Beams

cantilever

dynamic response, 35-3-81
fatigue by random vibration,
31-3-32
in fatigue test, 29-4-4
mode shapes, 34-2-93
with nonrigid support, vibration,
34-2-69
shock response, 26-2-75,
30-3-302
shock test facility using, 28-4-87
solutions of dynamic problems
by cis-hyperbolic transforms,
35-3-81

as thrust measuring instrument,
26-2-75

vibration response, 25-2-281

damped, random vibration, 35-3-45

damping, related to air pressure,
34-5-197

deflection, Young's modulus for,
35-7-261

elastic

modal analysis, 34-1-172

subharmonic behavior, 34-2-19

on elastic foundation, vibration
modes, 26-2-187

free-free

normal mode shapes, 35-2-225
response to sinusoidal excita-
tion, 29-4-32

transient response, 35-5-147

multisupported, response to random
loading, 35-3-45

resonant

in accelerometer calibration,
35-4-80

modal response, with structural
damping, 35-7-231

stability, Mathieu equation in study,
28-3-30

vibration

lumped spring method for,
25-2-267

mode constants, 34-5-211

Myklestad's method for,
25-2-267

Bearing capacity of soils, 32-3-188

- Bearings**
 simulation by analog computer, 29-4-156
 vibration, state of the art, 34-4-165
- Bellows, see Metal bellows**
- Bending modes**
 instrumentation for, 33-2-139
 of Saturn vehicle, 33-2-131
 shapes for Atlas/Agena, 34-5-115
 of solid-propellant rocket motors, fixtures in study, 34-1-181
- Blast, see also Air blast and Nuclear blast**
 design of towers for resistance to, 28-3-210
 impulse measured by plug technique, 28-3-81
 protection from, philosophy, 28-2-8
 response of structures to, 28-3-311
 simulation
 of effects by shock tube, 28-3-123
 during shock test, 35-6-55
 stress in rock due to, 32-2-8
 near surface, cratering due to, 29-3-1, 32-1-91
 testing, overpressure related to, 35-1-81
 vulnerability of aircraft to, 28-1-56
- Blast closures**
 design, 29-3-233
 doors for underground structures, 32-1-123
 valves, review, 29-3-233
- Blast loads**
 on antenna structures, 35-1-13
 design of footings under, 32-3-176
 on earth mounds, 29-3-192
 generator for test facility, 28-1-116
 response to
 of buried structures, 32-3-220
 of structures, 28-3-233, 35-6-285
 soil-structure interaction on arches under, 32-3-159
 tunnel distortion by, 32-2-92
 in tunnels, 28-3-129
- Blast waves, see also Shock waves**
 characteristics, 28-3-270
 effect in tunnels, 28-3-14
 flash x-ray in study, 32-2-86
 in fluid media, 32-2-1
- gas detonations to obtain, 35-6-69
 instrumentation for use with, 28-3-69
 scabbing due to, 32-1-91
 seismic velocity, 29-3-305
 in soil, 32-2-107
- Blue Streak missiles, hardened site for, 28-2-8**
- Bode diagrams of shock pulses, 35-6-214**
- Bolted joints, see also Joints**
 design for vibration tests, 34-5-273
- Bomarc missiles, stable platforms for, 27-2-147**
- Bombs, Fireye, 35-7-157**
- Boosters, see Launch vehicles and Missiles**
- Boundary layer noise**
 measurement by condenser microphone, 33-3-73
 prediction of levels in reentry vehicles, 35-7-19
 response of structures to, 34-2-11
 of rocket vehicles, 28-4-32
 spectral synthesizer, 31-2-123
 in study of panel vibration, 26-2-278
 of supersonic vehicles, 28-4-48
- Brittle fracture of steel, 28-4-273**
- Buffeting**
 related to nose shape, 33-2-54
 transonic, prediction from wind tunnel data, 34-2-1
- Buildings, see Aboveground structures**
- Bullpup missiles**
 design margin evaluation, 31-1-83
 flight environment, 31-2-202
- Buried structures, see Protective structures**

C

- Calibration, see also Accelerometers**
 accuracy in test laboratories, 33-3-221
 of analyzer, 31-2-62
 of shock test machines, 28-4-218

- Calibration, see also Accelerometers—
Continued
of tape recorder systems, 35-1-36
tutorial discussion, 34-5-15
of vibration transducers at low dis-
placements, 34-4-13
- Calibration service, see NBS Calibration
Service
- Calibrators
optical, with mechanical exciters,
27-3-215
for vibration instruments, 33-3-45
- Cannon breach, design, 35-6-141
- Cantilever beams, see Beams
- Cantilevers, see Cylindrical cantilevers
- Captive flight
of Bullpup B, 31-2-202
environment, of missiles on B-52,
28-1-187
vibration of airborne weapons during,
35-7-157
- Captive tests, see Static firing tests
- Catenary horns, see Acoustic test
facilities
- Cavitation in hydraulic systems, 35-3-161
- Centaur vehicles, separation shock,
35-6-331
- Centrifuges, see also Launch-phase
simulator
combined environmental tests with,
27-3-135, 145
using whirl tower for testing, 30-5-51
- Channels (ducts of varying cross-section),
shock attenuation in, 32-2-188
- Chapman-Jouguet detonation equations,
34-3-311
- Charge density, overpressure related to,
35-6-99
- Charge weight vs crater radius, 32-2-38
- Charpy tests of steel bars, 28-4-273
- Chemical explosions
nuclear detonation simulation by,
27-1-85
shock waves from, 28-3-59
- Chi-square distribution to gain confidence
levels of PSD estimates, 29-4-189
- cis-hyperbolic transforms, dynamic
beam solutions by, 35-3-81
- Coherence in random analysis, 35-7-101
- Combat Operations Center, design,
32-1-177
- Combined environmental tests, 30-5-61
to avoid weapon failures, 35-3-227
with centrifuge, 27-3-135, 145
chamber for physiological testing,
30-5-68
effect of order on reliability, 26-2-33
experience in, 25-1-92
facility for, 27-3-192, 28-4-131
on Holloman track, 31-2-194
philosophy, 27-3-152, 165
preliminary study, 25-2-79
survey, 27-3-111
temperature-vibration
induction heaters in, 33-3-141
on integrated circuits, 35-2-197
propane furnace used in,
33-3-153
techniques, 33-3-137, 153
temperature control for,
34-5-149
of Thor guidance section, 27-3-128
- Combined environments
failure example and failure phe-
nomena, 26-2-1
simulation, 27-3-165
synergetic effects, 35-2-97
- Combined random-sinusoidal vibration
tests
analysis, 31-3-211
problems, 33-3-101
- Command Center, hard site, 32-1-177
- Complex modulus of viscoelastic mate-
rial 35-7-213
- Complex structures
modal analysis, 30-5-168

- Complex structures--Continued**
response to vibration, 31-2-86
- Complex-wave tests**
common procedures, 27-2-103
for quality control, machine for,
27-3-65
- Component failures, qualification vibration test in study, 27-2-98**
- Component functional profiles, failure testing to obtain, 29-4-247**
- Component tests vs systems tests, 31-2-273**
- Computers, see also Analog computers and Digital computers**
analysis of vibration data by,
35-4-193, 223
in shock design, 34-1-27
for triaxial accelerometer, 35-4-55
- Confidence intervals for standard deviations, 29-4-291**
- Confidence limits for failure stress data, 29-4-275**
- Coning as source of gyro error, 26-1-43**
- Contained equipment, see Packaged equipment**
- Containers, see also Reusable containers and Shipping containers**
design of isolators for, 30-3-87
dynamic testing, 34-4-263
lightweight design, 34-4-275
for Nike-Zeus missile, design,
30-3-250
specifications related to, 30-3-57
testing, reliability in, 34-4-263
- Control loop and structural resonance, dynamic coupling between, 35-3-169**
- Control point investigation, 35-2-183**
- Control signal, filtering, 33-3-226**
- Corporal missile components, vibration test data, 26-2-16**
- Correlation, see also Crosscorrelation characteristics, of vibration environment, 35-2-49**
of damage due to vibration, 33-3-113
of random-sine fatigue data,
33-2-279
and spectral analysis of time-varying data, 26-2-237
studies, of failure modes, 27-2-142
system, in study of noise propagation paths, 33-2-305
techniques, mobility of structures by,
35-7-101
- Correlograms of sound pressure levels, 28-4-177**
- Corten-Dolan hypothesis, explanation, 25-2-236**
- Cosmic radiation, see also Radiation in space, 30-5-105**
- Coulomb damped systems in shock motion analysis, 33-2-198**
- Coupling, see Crosscoupling and Dynamic coupling**
- Crack propagation in fatigue, 35-3-57**
- Craters**
from nuclear detonation
depth prediction, 32-1-60
radius vs charge weight, 32-2-38
throwout, 32-1-28
in rock models, 29-3-173
scaling of dimensions, 32-2-38
from surface blast, 29-3-1, 32-1-91
surface rarefaction model for,
32-1-49
- Creep**
and fatigue at elevated temperature,
effect of atmosphere on, 26-2-287
of nickel and nickel-chromium alloys, 26-2-288
of soils, 32-2-107
- Critical frequency in propellant burning, 26-2-209**
- Critical speed of cylinder subjected to pressure front, 26-2-193**

- Critical stress, failure probability related to, 29-4-274
- Critical wind velocity, in study of cylindrical cantilever, 26-2-180
- Crosscorrelation, see also Correlation function, in vibration data analysis, 33-2-286
impulse, signal detection using, 35-4-105
techniques
for acoustic surveys, 26-2-314
of data analysis, 28-4-177
- Crosscoupling in multiple shakers, 35-2-85
- Cross-motion
analysis, 27-4-54
and equalization accuracy, standards, 33-3-219
in mechanical vibrators, 33-3-107
- Cross-power spectral density, see also Power spectral density
analog computer in study, 35-4-223
in modal analysis, 33-2-141
- Crosstalk, see Cross-motion
- Crushable structures, see also Yielding structures and Honeycombs
energy absorption, 29-4-50
- Crushing, see Dynamic crushing
- Crystal accelerometers, see Piezoelectric accelerometers
- Cumulative fatigue damage, see also Fatigue damage
in cantilever beams, application to structures, 31-3-32
criteria for application, 25-2-236
to develop vibration program, 27-2-129
in environmental testing, 27-4-95
equivalent sine test obtained from, 34-2-137
Miner's hypothesis, 25-2-229
Palmgren-Miner theory, 33-2-279
prediction during vibration testing, 34-2-137
by random and harmonic inputs, 33-3-165
random and sinusoidal vibration in study of levels, 30-4-128
from random loading, 29-4-253
from random shock excitation, 35-3-141
by shock excitation, 35-3-57
in structures, 34-2-159
theories, 34-5-55
from vibration, 25-1-165, 25-2-200, 33-3-113
for vibration criteria specification, 27-2-129
in vibration tests, 31-2-29, 33-3-159
- Curie point of nickel, 26-2-125
- Cushioning
characteristics
analog computer in study, 31-2-257
measurement, 25-2-144
design, 35-5-193
drop test machine for, 30-3-87
factor, in study of shock mounts, 28-4-79
materials
to absorb aerial delivery energy, 25-2-305
bound hair, characteristics, 25-2-324
characteristics, 30-3-57, 261
dynamic tests, 30-3-66, 100
molded hair, characteristics, 30-3-252
Resilo-Pak, 30-3-76
stress law in study, 28-4-65
stress-strain curves, 25-2-327
for parachute delivery, 30-3-261
with polyurethane foam, design, 31-2-265
practices, survey, 30-3-57
for shock isolation, 30-3-66
systems for aerial delivery, design, 30-3-276
- Cycling and dwell vibration, damage potential, 33-3-113
- Cylinders
deflection, D'Alembert's principle and virtual work principle in study, 26-2-185
lift and drag on, 26-2-147
metal, cushioning characteristics, 25-2-305

Cylinders—Continued
subjected to pressure front, critical speed, 26-2-193
two-dimensional, drag coefficients for, 28-3-48

Cylindrical cantilevers, critical wind velocity, 26-2-180

Cylindrical shells
structural analysis, 35-3-1
subjected to pressure front, rotationally symmetric motion, 26-2-185

D

D'Alembert's principle
in evaluating response, 31-3-39
and virtual work principle in study of cylinder deflection, 26-2-185

Damage, see also specific types such as Cumulative fatigue damage, Equivalent damage, and Shock damage
from combined environments, 25-2-79
correlated with service failure, 27-4-86, 88
correlation between sine and random excitation, 27-2-139
criteria
of ships, 28-1-128
single highest peak as, 35-6-1
of water entry shock, 26-2-28
curves, vs explosive yield, 28-3-223
failure surface in study, 25-1-165
fatigue in relation to, 25-2-227
from ground shock, 28-3-242
from rail shipment, 30-3-1
from random vibration, probability, 35-5-99
scabbing due to blast wave, 32-1-91
simulation of effects, 31-2-26
by submicrosecond pulses, 28-2-66

Damping, see also specific forms such as Aerodynamic damping, Extensional damping, and Structural damping
with additives, vibration response controlled by, 30-4-153
in Atlas/Agema, 34-5-120
characteristics of isolators, 33-4-127
in constrained laminates, 35-7-239
delay angle technique in studies, 35-5-159

effect on response of structures to random pressure, 31-3-55
effect on vibration and shock, 30-2-66
factors
of cantilever beams, 25-2-291
determination, 33-2-264
of liquid propellants, 30-4-75
at joints, 33-4-189
for machinery foundations, design, 34-5-205
and mass influence on structural response, 28-4-15
materials, characteristics, 34-5-155
matrix, from modal properties, 35-2-10
in nonlinear vibration, 25-2-264
properties of aluminum by resonance-dwell technique, 34-5-177
of road vehicles, 30-3-222
for shipboard shock, 28-3-190
in shock isolation systems, 32-3-74
of soil, 29-3-126
in spacecraft panels, 33-2-60
work due to, 30-4-128

Data acquisition
in field environment, 31-2-49
and instrumentation of dynamic environments, 34-3-110
in missile environment by tape recording, 35-1-29
of shipboard vibration, 33-1-71
of shock and vibration, 31-3-254

Data analysis, see also Random data analysis
crosscorrelation techniques, 28-4-177
digital computer in, 30-4-19
of dynamic signals, 28-4-208
by "dynastic" system, 25-2-117
filter bandwidth effect on, 29-4-113
panel on, 31-3-320
of road vibration, 35-5-57
sampling techniques applied to flight data, 34-4-107
by statistical techniques, 25-2-129
survey, 28-4-157
systems, for shock data, 28-4-197
of transportation environments, 35-5-115
of vibration data, 25-1-151, 31-2-49, 31-3-225

Data capsules, recoverable, design, 28-4-120

- Data exchange programs
 ENVANAL, 31-3-276
 FARADA, 31-3-261
 FBMWS, 31-3-261
 IDEP, 31-3-261
 on natural environments, 31-3-278
 for reliability data, 31-3-261
- Data reduction, see Data analysis
- DC bias of driver coil, 35-6-111
- Deceleration by hydraulic retardation,
 25-2-157
- Decision theory in study of vibration,
 31-2-88, 35-5-307
- Deflection, see Antennas, Cylinders, and
 Displacement
- Delay lines for time compression,
 35-4-218
- Design, see specific types such as Me-
 chanical design or items being designed
 such as Structures
- Design approval tests of Gemini space-
 craft, 35-2-139
- Design criteria
 for hardened sites, 28-1-7
 measured data in support, 31-2-98
 for missile containers, 30-3-257
 safety margin compared to, 34-1-98
 for shock resistant equipment, 34-1-5
 shock spectra as, 32-3-23
 for Surveyor spacecraft, 35-3-95
 for vibration test fixtures, 34-5-259
- Design margin evaluations
 of Bulbup missile, 31-1-83
 at Naval Missile Center, 33-4-209
- Destroyers, see Ships
- Detonations, see Gas detonations and Nu-
 clear detonations
- Detuning, effect in coupled vibrating sys-
 tems, 29-4-226
- Digital analyzers vs analog analyzers,
 35-4-193
- Digital computers, see also Computers
 in analysis of aerospace structures,
 34-2-121
 for beam vibration studies, 25-2-272,
 34-2-69
 in data analysis, 30-4-19
 in design, 34-2-93
 of aerospace structures,
 34-2-113
 for environmental data analysis,
 28-4-208
 in fatigue studies, 31-3-32
 in mechanical impedance studies,
 35-7-109
 in missile support, 30-1-108
 natural frequencies and mode shapes
 studied by, 29-4-307
 in nonlinear vibration studies,
 34-2-85
 Pogo problem studied by, 34-2-177
 in random excitation studies,
 35-7-101
 response of structures by, 34-2-101
 in shock analysis, 27-1-92, 33-2-173
 in shock and vibration data studies,
 31-3-225
 shock spectra by, 34-4-60
 in structural vibration studies,
 34-2-27
 in submarine motion studies, 29-1-32
 for transient data handling, 28-4-197
 used with Myklestad's method,
 33-4-161
 for vibration data analysis, 33-1-71,
 35-4-151
 vibration modes studied by, 35-7-145,
 197
 vibration test, 34-2-239
- Digital recording systems
 response of structures using,
 35-4-181
 at Rocketdyne, 34-3-81
- Digital sampling rates, requirements for,
 28-4-208
- Dirac impulse in analysis of shock spec-
 tra, 28-1-130
- Displacement from acceleration trans-
 ducer, 35-4-1
- Displacement gages
 slide wire, 25-2-146

- Displacement gages—Continued
in study of nuclear detonation,
29-3-145
using linear variable differential
transformers, 34-4-103
- Dissociated gases, characteristics,
25-2-70
- Distortion
in transient data, compensation for,
35-4-231
in vibration testing, 33-3-195
- Domes
buried, exposed to nuclear blast,
29-3-188
structural design, 28-1-63
- Double force programmer for shock test-
ing, 35-6-149
- Double integration, instrumentation for,
in study of shipboard shock, 35-4-1
- Drag brakes as source of vibration,
27-1-133
- Drag coefficients for two-dimensional
cylinders, 28-3-48
- Drive rods
characteristics, 27-4-10
mathematical analysis, 25-2-98
in temperature chambers, 27-3-130
- Driver coils, dc bias, 35-6-111
- Drone XQ-5, see XQ-5 drone missiles
- Drop height
indicator for package shock re-
corder, 25-2-110
shock design curve for, 30-5-164
shock recorder to measure, 27-4-132
- Drop test shock machines, see Shock test
machines
- Drop tests
design formulas for, 28-4-79
facilities at University of Texas,
25-2-144
of packaged equipment, 25-2-332,
30-3-76
- response of equipment to shock from,
35-1-101
rotational, shock isolation for,
28-4-79
simulation of impact environments
by, 29-4-43
- Duffing springs in analog computer,
33-3-198
- Duhamel's integral
in analysis of vibration, 28-4-15
in study of shock waves, 29-3-115
- Dust
from cork, in study of vibration
modes, 27-2-221
influence on pressure measurements,
28-1-21
- Dwell test philosophy, 33-3-203
- Dynamic absorbers in shock reduction,
35-5-147
- Dynamic analysis
for container design, 34-4-275
matrix-force method, 34-2-121
structural models and influence co-
efficients in, 34-2-159
- Dynamic analyzers for evaluation of re-
connaissance systems, 30-5-61
- Dynamic characteristics
internal, of structures, measurement,
35-4-11
of model of launch-phase simulator,
35-3-207
of soil, use of x-ray in study, 32-2-86
of solid propellant, 33-4-171
- Dynamic coupling between structural
resonance and control loop, 35-3-169
- Dynamic crushing of honeycomb struc-
tures, energy absorption by, 35-5-169
- Dynamic environments
design of electronic equipment for,
34-1-131
design techniques related to, 34-2-279
instrumentation and data acquisition
for, 34-3-110

Dynamic environments—Continued
of launch vehicles, prediction,
34-3-101
measurement of force vs displacement,
25-2-151
of personnel carrier, 35-5-115
prediction, 28-4-20
of pressure hull, 33-1-57
of rail transportation, 30-3-16
of Saturn vehicles, prediction,
33-2-72
of Shillelagh missiles, 34-1-85
shock tubes in simulation, 35-1-81
in transportation, 34-4-243

Dynamic excitation
response of rocket structure to,
35-3-1
structural response to, 30-2-66
vibration of multilayer shells under,
35-3-27

Dynamic models
for impulsive environments, 35-6-285
of NORAD building, 32-3-88
scaling laws for, 31-3-3

Dynamic pressure
accelerometer sensitivity to,
31-3-183
in fatigue studies, 35-6-141
in random vibration studies, 33-1-15
related to flight vibration, 33-1-1
resulting from nuclear detonation, vs
burst height, 28-1-17

Dynamic response, see Response

Dynamic systems, response to transients,
29-1-103

Dynamic tests
of containers, 34-4-263
of cushioning materials, 30-3-66, 76,
87, 100
of structures, theory, 35-2-1

E

Earth sciences, information on, 31-3-278

Earthquakes
motion, related to ground shock,
29-3-157
response spectra, 33-1-35
shock spectra from, 28-1-44

ECHO satellites, 33-2-47

Ejection

forced, of stores from high-speed
aircraft, 25-1-99
launch, of Bullpup B, 31-2-202

Elastic impact, see also Impact
simulation of response due to,
33-2-230

Elastic materials

mechanical properties, 35-6-30
pressure waves in, 32-3-146

Elastic models

stiffness matrix in study, 35-3-149

Elastic structures, see also Flexible structures

response to random vibration,
25-2-281
strain gages used on, for transient
loads, 33-3-63

Elastic systems

coupled, response, 35-3-15
simple, with nonlinearity, response,
33-4-133
transient response, 33-2-195,
35-3-187

Electrical analogs

in study of mechanical systems,
26-2-203
in sweep-random tests, 34-5-67

Electrodynamic shakers, see Vibration exciters

Electromagnetic loudspeakers, see Acoustic test facilities

Electron tubes, see Vacuum tubes

Electronic components

acoustic tests on, 30-4-114
designed for high shock, 34-2-153
effect of noise environment on,
25-2-31

Electronic equipment

in acoustic environment, evaluation,
35-3-259
design
for dynamic environment, 34-1-131

- Electronic equipment—Continued**
 design—Continued
 for vibration environment, 27-2-73
 in gunfire environment, 34-4-191
 military, TREE related to, 30-1-8
 printed-circuit boards, prediction of natural frequency, 35-7-137
 radiation effects, 30-1-8, 34
 response
 to nuclear blast, 29-2-50
 to propeller excitation, 34-4-119
 ruggedness data, 33-3-48
 thermal evaluation, 31-2-38
 transient nuclear radiation effect on, 28-3-182, 30-1-43
- Emissivity of black glyptal enamel,** 28-4-202
- Endurance tests in specifications,** 34-4-142
- Energy absorption**
 of crushable structures, 29-4-50
 devices for
 characteristics, 30-3-261, 290
 hydraulic, design, 25-2-157
 using tubular blanks, 30-3-331
 by dynamic crushing, 35-5-169
 materials for
 for aerial delivery, 25-2-305
 for packaging, 25-2-324
- Energy dissipation in vibration damper using viscoelastic suspension,** 35-7-213
- Energy distribution in half-space under nuclear blast,** 32-2-124
- Energy methods**
 noise transmission prediction by, 33-2-13
 sound induced vibrations predicted by, 31-3-12
- Ensolite, cushioning characteristics,** 25-2-324
- Enthalpy, see Stagnation enthalpy**
- ENVANAL, see Data exchange programs**
- Environmental criteria, statistical analysis,** 29-4-274
- Environmental data**
 acoustic and vibration, instrumentation for, 25-2-117
 in design, panel session on, 33-4-219
 digital computer in analysis, 28-4-208
 shock and vibration tests from, 31-2-25
 in support of design criteria, 31-2-98
 on underground shock, 28-3-269
- Environmental engineering and reliability,** 33-2-1
- Environmental factors related to specification requirements,** 31-2-287
- Environmental tests, see also Combined environmental tests**
 damage accumulation in relation to, 27-4-95
 philosophy, 29-4-66
 planning, 35-3-240
 problems, 25-2-67
 of production equipment, 25-2-170
 of reentry vehicles, 30-1-199
 requirements for ground support equipment, 35-3-235
 standardization, 31-2-34
- Environments, see also specific environments such as Dynamic environments, Launch environments, and Vibration effects on piezoelectric accelerometers, 26-2-106**
 future problems in, 31-2-7, 21
 prediction, panel discussion on, 33-2-161
 of Saturn, program for, 30-4-1
 in vicinity of nuclear detonation, 26-1-1
- Equalization**
 accuracy, and crosstalk, standards, 33-3-219
 fixture design related to, 34-5-221
 by hybrid systems, 31-2-164
 new method, 27-2-121
 problems in study of vibration test procedures, 34-5-1
 for random tests, 35-2-147, 183
 for sine-random tests, 33-3-101
 of vibration exciters, 33-3-109
- Equations of motion**
 of cylinders subjected to blast, 28-3-81

Equations of motion—Continued
of damped vibration absorbers, 28-4-57
of horizontal isolation systems, 28-3-22
Lagrangian, 25-2-245
of missile shock motion, 30-1-115
of nonlinear suspension systems, 30-3-194
for packaged items, 31-2-263
of road vehicles, 30-3-243
of simple elastic systems, 30-3-138
of yielding structures with step input, 26-2-221

Equations of state, in soil studies, 29-3-76

Equipment
design

fragility curve in study, 25-2-191
to withstand ground shock, 28-1-75, 34-2-279
for vibration, 25-1-120
failure, effect of noise on, 27-2-178
reliability vs testing time, 26-2-46
response to drop test shock, 35-1-101
shock hardening, 32-3-23

Equivalence

of acoustics and vibration, 30-4-103
of random and sine testing, 30-4-128
of random vibration tests, 27-4-101

Equivalent damage in study of vibration tests, 35-5-37

Errors, see Phase errors and Slope errors

Escape shafts, concepts, 32-1-130

Estimating techniques, statistical correlation in, 28-4-1

Experiments, statistical design, 26-2-34

Explosions, see Chemical explosions, Underwater explosions, and Nuclear detonations

Explosive devices, see Pyrotechnic devices

Explosive gases, shock testing with, 34-3-311

Explosives

damage from
due to blast at Operation Cross-roads, 29-2-50
due to underwater explosion, 29-1-5
factors which affect, 28-1-56
ground shock using, 35-6-83
impulse loading by HE, 34-1-111
shock design for submarines under attack by, 34-1-53
shock from
barrel test in simulation, 34-3-267
effect on materials, 28-2-66
shock generation by blast from, 34-1-111
shock testing with, 35-6-69
simulation of effects on parked aircraft, 28-2-59
tests, on submarine hulls, 28-1-147
TNT
overpressure from, 28-1-27
shock waves from, 28-3-59
yield, vs damage curves, 28-3-223

Exponential sweep rates, response of single-degree-of-freedom systems to, 33-2-296

Extensional damping, slide rule for, 35-7-239

F

F-3H aircraft, 25-1-127

F-4 aircraft, 34-2-261, 35-7-157

F-5A aircraft, 34-4-191

F-8U aircraft, 25-1-127

F9F aircraft, 25-1-127

F11F aircraft, 25-1-127

F101 (Voodoo) aircraft, 26-1-1

F-106 aircraft, 33-2-34

F-111 aircraft, prediction of vibration levels in, 33-2-34

Failure life curves for complex equipment, 27-4-108

- Failure surfaces**
 concept, 25-2-191
 in damage studies, 25-1-165
 in study of laboratory tests, 31-2-25
- Failures, see also specific types such as**
Component failures and Service failures
 in acceptance tests, 33-3-183
 analysis
 in laboratory tests, 33-3-191
 of missile components, 33-2-1
 and "test-to-failure" in reliability program, 33-3-189
 in combined environments, 26-2-1
 criteria, related to shock pulses, 35-6-229
 in design, 25-1-194
 induced, tests applied to reliability, 33-4-209
 in lamps, criteria, 35-3-125
 from noise, 27-2-183
 phenomena
 classification, 25-2-172
 from fatigue, 25-2-200
 hypothesis, 25-2-227
 probability, related to critical stress, 29-4-274
 tests, to obtain component functional profile, 29-4-247
 transportation environment effect on, 27-4-106
 types, 27-4-113
 from vibration tests, 34-1-131
- Falcon missiles, checkout equipment for,**
 25-1-120
- Failout, see Nuclear fallout**
- FARADA, see Data exchange programs**
- Fatigue, see also Acoustic fatigue**
 cantilever beam in tests, 29-4-4
 characteristics, in study of random tests, 33-3-159
 criteria
 vibration test levels using, 34-5-55
 work of internal damping as basis for, 29-4-218
 designing for, 27-4-113
 dynamic pressure in studies, 35-6-141
 failure phenomena due to, 25-2-200
 machine for testing in elevated temperature and vacuum, 26-2-290
 random loading effect on properties, 28-4-171
 in relation to damage, 25-2-233
 types of tests for, 27-4-123
 viscoelastic damping and hysteretic damping in study, 26-2-298
- Fatigue damage, see also Cumulative fatigue damage**
 random vibration equivalence based on, 27-4-101
- Fatigue data**
 of aluminum alloy, 25-2-47, 204; 35-5-271
 on aluminum specimens, 35-5-307
 of copper, 35-3-113
 for steel, 25-2-213, 35-5-271
 of titanium alloys, 25-2-208
- Fatigue failures**
 from random excitation, 35-3-125
 Shanley's hypothesis, 35-3-58
 in test development, 35-5-37
 in vibration tests, 33-3-159
- Fatigue life**
 under random loading, 35-2-21
 of structures, prediction, 34-2-159
- FBMWS, see Data exchange programs**
- Fiber metallurgy, noise and vibration control with,** 35-7-261
- Fiberglass**
 cushioning characteristics, 25-2-324
 overlays, under acoustic loading, 25-2-18
- Field data**
 related to mechanical impedance, 33-3-179
 test levels from, 29-4-359; 33-3-159, 179, 211
 vibration analysis, 31-2-202
- Field environments**
 data recording in study, 31-2-49
 random vibration tests related to, 31-2-164
 simulation, panel discussion on, 27-4-85
- Field handling conditions**
 Impact-O-Graph in study, 25-2-103

Field handling conditions—Continued
shock transducers in study, 25-2-110

Filter bandwidths, effect on data analysis,
29-4-113, 183; 33-2-273

Filtering

of control signal, 33-3-226
recursive, digital shock spectrum by,
33-2-173

Filters

comb, in vibration analysis, 29-4-179,
33-2-259
multiple, in random testing, 27-2-121
spectrum analysis using, 33-2-273

Fingerprinting in study of vibration sensi-
tivity, 27-2-98

Fixtures

attachment by vacuum technique,
31-2-189
bolted, locking devices for, 34-5-273
comments on, 27-4-43
design, 34-5-279
related to equalization, 34-5-221
providing thermal insulation,
34-5-267
in study of bending modes of solid
propellant rocket motors,
34-1-381
for vibration test
AVCO, characteristics, 27-4-26
basic problems, 27-4-32
design, 27-4-7, 20; 34-5-259, 267
from laminated materials,
34-5-227
for Saturn S-IV, 34-5-243
examples, 27-4-10
integrated castings for uses with
slip tables, 34-5-231
magnesium, 30-4-199
materials for, 27-4-38
stands for use in temperature
chambers for AGREE tests,
33-3-149
for static firing of rocket engines,
28-4-165
for three-plane testing, 27-3-71

Flame inhibitor, effect on sound pressure
level, 25-2-15

Flash x-ray in study of blast waves,
32-2-86

Flexible structures, see also Elastic
structures

conduits, design, 32-2-92
isolation, 27-1-27

Flexure stabilization of reaction vibrator,
33-3-107

Flight shock, Fourier spectrum, 33-3-85

Flight vibration

airjet noise generator simulating,
34-2-213
of Bullpup B, 31-2-202
data on, compared with vibration
survey of Thor vehicle, 33-2-47
of drone XQ-5, 26-2-7
dynamic pressure related to, 33-1-1
of Gemini spacecraft, data on,
35-7-67
of Hawk missiles, 26-1-33
of Hound Dog missiles, 28-4-195
instrumentation for, 30-1-152
of Nike-Zeus missiles, 31-1-21
of Polaris, 29-1-117
prediction, 33-1-1
of RB-50 aircraft, 31-2-216
of Sea Slug missiles, 30-1-149
of Sergeant missiles, 26-1-61
of Skybolt missiles, 33-3-231
of Sparrow and Hawk due to motor
ignition shock, 29-1-92
static firing compared with, 25-1-67
of Talos missiles, 30-1-165
telemetry, 26-2-96, 31-3-150

Floating platforms

evaluation of shock isolators on,
35-5-187
for shock tests, 29-1-12; 30-1-88,
140; 33-2-150

Floor systems, isolation, 28-3-22

Flow, see also Supersonic flow
of incompressible fluids, supercriti-
cal Reynolds number in study,
26-2-147

Flow experiments, instrumentation,
26-2-151

Flow fields, random disturbances in,
26-2-278

Fluctuating pressure, see Boundary layer
noise

- Fluid films, see Oil films
- Fluid media, blast waves in, 32-2-1
- Fluid modulation, vibration exciter using, 30-5-12
- Fluid-solid interface, response to pressure shock, 32-2-1
- Foamed plastics
characteristics, 25-2-305, 30-3-261
and vermiculite, shock mitigating characteristics, 32-3-12
- Foams, see Polyurethane foams, Polyvinyl chloride, and Rubber foams
- Footings, see also Foundations
design under blast loading, 32-3-176
response to impulsive loads, 32-3-188
- Force-controlled vibration tests, 33-3-211
accelerometer locations, 35-2-183
in application of mechanical impedance, 34-5-45
progress report on, 35-2-117
- Force gages, see Piezoelectric force gages
- Force inputs in resonance detection, 27-2-93
- Force limited test levels, see Force-controlled vibration tests
- Force limiters used in shock tests, 34-3-282
- Force transmissibility, see also Transmissibility
in spacecraft structures, 35-7-205
- Forced excitation of normal modes, 35-2-1
- Forcing functions, see also Arbitrary forcing functions and General forcing functions
thrust gage response to, 26-2-88
- Foster's theorem
in study of mechanical systems, 26-2-202
in study of mobility, 30-2-8
- Foundations, see also Footings and Machinery foundations
elastic, vibration modes of beam on, 26-2-187
and piping, vibration interaction, 29-4-307
for protective structures, 29-3-275
- Fourier series
analog computer in evaluation, 35-6-213
in basic study of random motion, 26-2-316
- Fourier spectra
of common shocks, 35-6-249
of flight shock, 33-3-85
of pulse shapes, 35-6-224
residual shock spectra related to, 29-4-408
of transient loading, 35-6-265
- Fourier transforms
computation of frequency spectra, 28-4-214
for obtaining transfer function, 25-2-253
in study of panel vibration, 26-2-280
- Fracture, see Brittle fracture
- Fracture stress of materials, 28-2-74
- Fragility
of contained equipment, 25-2-334
using environmental surfaces, 25-1-174
determination of level, 28-1-78
- Fragility curves in study of equipment design, 25-2-191
- Frangible joints, see also Joints
mechanical shock from, 33-4-63
- Free-field phenomena, comments on, 29-3-89
- Free-free beams, see Beams
- Free-free vibrations
of Saturn, 30-4-40
test using air-bearing support, 34-5-115

Free play
of springs, analog computer in study,
33-4-133
used as vibration isolator, 27-1-110

Free vibrations of sandwich plates with orthotropic cores, 35-3-9

Frequency, see also Critical frequency and Multiple frequency
response of vibrating system to variations in, 29-4-197
trends, in missile flight, 33-2-137

Frequency response, Ritz averaging method to obtain, 33-4-133

Friction, temperature change due to, 31-1-81

Friction damping, see also Damping devices for, for vibration isolation, 35-5-179
in mounting system, 30-1-184

Fuel tanks
clustered, vibration analysis,
33-2-131
of space vehicles, propellant behavior in, 30-4-75

Fuses, see Mechanical fuses

G

Galerkin process in study of model analysis, 26-2-280

GAM-87A missiles, 29-4-274

Gamma radiation, see Nuclear radiation

Gas detonations
to obtain blast wave, 35-6-69
theory, 34-3-311

Gas springs, see Pneumatic springs

Gemini spacecraft, 33-1-15, 33-3-97, 35-6-105
design approval tests, 35-2-139
flight vibration data, 35-7-67
pyrotechnic shock, 35-6-265
vibration studies on inertial platform for, 34-2-253, 35-7-55

General forcing functions, see also Forcing functions
shock spectra for, 33-2-211

Glass, see Silica glass

Ground motion, see Ground shock

Ground shock
air induced, shock spectra, 32-2-169
analog computer in study, 29-3-353
analysis, 28-3-1
damage, 28-3-242
earthquake motion related to,
29-3-157
equipment design to withstand,
28-1-75, 34-2-279
from explosions, 29-3-57, 35-6-83
instrumentation for, 26-1-9;
29-3-145, 157
isolation from, 28-1-84, 32-1-131,
34-1-163
models in study, 29-3-169
motion correlated with overpressure,
28-2-38
from nuclear detonations, 27-1-14;
28-1-34; 28-2-38; 28-3-1, 269;
29-3-305
and crater depth, prediction,
32-1-60
and fallout, 32-1-15
isolation from, 28-2-20
prediction of effects, 29-3-30
response to, 32-3-88, 33-1-41
of missiles, 28-3-216, 31-2-119
of structures, 29-3-100
of underground structures,
29-3-324
spectra, 28-1-66; 32-3-3, 74
waves, from nuclear detonation,
28-1-14

Ground support equipment
environmental testing, 35-3-235
shock isolation, 28-2-20
vibration tests, 34-5-255

Guidance, see also Inertial guidance and Inertial platforms
astroinertial, vibration problems,
35-3-169
system, vibration effects on, 27-2-67

Guided missiles, see also Missiles
data exchange, 31-3-261

Guided missiles--Continued
noise environment, 31-2-123
testing program for, 27-2-59

Guillemin's impulse method of obtaining
transfer function, 25-2-253

Gunfire environment
acceleration, 34-2-153
i. aircraft, 34-2-261
prediction, 34-4-191
for ASROC launcher, 28-1-181
on ships, 26-1-71, 34-4-115
shock spectra, 34-1-85, 35-6-249

Gyros
coning as a source of error, 26-1-43
drift due to vibration, 25-2-274
isolator design for, 30-1-167
mathematical analysis of forces,
25-2-276
vibration effects on, 26-1-43,
27-2-147

H

Half-sine pulses, see Shock pulse

Handling, see Rough handling and Field
handling conditions

Hardened sites, see also Silos
for Blue Streak, 28-2-8
command center, 32-1-177
design, 27-1-16, 32-1-153
of antennas for, 29-3-224,
32-1-76
to resist nuclear detonation,
28-1-63, 29-2-17
equipment design, 34-1-163
shock at, Air Force approach to,
28-1-7
shock isolation, 28-3-175
system, shock test program for,
29-3-348

Hardtack, see Operation Hardtack

Harmonic motion, see Vibration

Harmonic response to nonlinear vibration,
25-2-258

Hawk missiles, flight vibration, 26-1-33,
29-1-92

Heat sources, pyrotechnic, 27-1-143

Heat transfer in missiles, 26-1-19

Heaters, see Induction heaters

HiBex missiles, vibration environment,
35-7-25

High altitude tests, captive test stand for,
25-1-84

High explosives, see Explosives

High impact, see also Impact
design for, 35-3-243
response to shock, 31-2-245

High impact shock machines, see also
Shock test machines, 30-1-131
characteristics, 29-1-12
modifications, 33-1-49
mounting assembly, 27-1-116

High Mach numbers, measurement of im-
pact pressure at, 26-2-120

High shock loads, see also Shock loads
designing mechanisms for, 34-2-153
spacecraft equipment for, 35-3-243

High temperature
calibration of accelerometers at,
33-3-19
effect of atmosphere on creep and
fatigue at, 26-2-287
induction heater for vibration tests
at, 33-3-19
and vacuum, fatigue testing machine,
26-2-290
vibration tests at, 33-3-153

Highways, see Roads

Holloman track, see Supersonic test
tracks

Honeycombs, see also Crushable struc-
tures and Yielding structures
in aerial delivery, 34-4-269
aluminum, in sandwich panels,
35-2-131
characteristics of materials,
29-4-46, 30-3-261, 33-2-235

Honeycombs—Continued
crushing, 35-5-169
paper, characteristics, 25-2-305,
30-3-276
sandwich, under acoustic loading,
25-2-18
in study of impulsive impact,
35-6-149

Hot war environments, weapon system
survival in, 28-1-125

Hound Dog missiles
flight vibration, 28-4-195
MIL-E-5272 specification applied to,
28-1-187

Hulls, see also Pressure hulls
of destroyers, vibration, 35-7-119
motion, from Taylor's theory,
34-1-14

Humping, see Railroads

Hydraulic fluid, electric field sensitive,
35-2-157

Hydraulic programmers used with drop
test shock machines, 34-3-335

Hydraulic retardation, deceleration by,
25-2-157

Hydraulic systems subjected to shock,
design, 35-3-161

Hyge shock testers, see also Shock test
machines
improvements, 34-3-365
with increased force, 34-3-291
reverse firing, modifications to,
33-3-81
simulation of near-miss shock with,
28-1-175
test method with, 34-3-275
for water-entry simulation, 27-3-87

Hypersonic flight
noise environment of vehicle in,
28-4-48
plasma jet for simulating vehicle
reentry, 27-2-22
simulation by wind tunnel, 27-2-40

Hypervelocity guns in study of reentry,
27-2-14

Hysteretic damping, see also Damping
in study of fatigue, 26-2-298

I

ICBM, see Ballistic missiles

IDEP, see Data exchange programs

Impact, see also Elastic impact and High
impact
of aerial delivery system, 34-4-269
on hard targets, response of missiles
to, 34-1-141
of micrometeoroids, damage from,
30-5-92
pressure measurement at high Mach
number, 26-2-120
of railroad cars
analog computer in study,
30-3-173
data on, 35-5-87
shock produced by, 35-5-49
speed, 31-3-94
response to shock from, 21-2-224
simulation, by drop test, 29-4-43
wave, propagation in sand, 29-3-75

Impact-O-Graph in transportation shock
study, 25-2-103

Impedance, see also Mechanical impedance
and Transfer impedance
automatic instrumentation, 34-3-3
design methods for structures,
34-1-67
measurements
on linkages, 34-3-123
on machinery, 33-4-17
recommendations, 34-3-57
in self-induced vibration,
34-3-101
techniques for studying response of
structures, 34-3-139
in vibration testing, 31-2-236

Impedance head, description, 30-2-18

Impulse, see also Dirac impulse
as criterion of damage, 26-2-28
measurement, 26-2-76
reflected, measurement, 28-3-81

Impulsive loads, see also Shock loads
dynamic modeling of structures for,
35-6-285

Impulsive loads—Continued
by high explosives, 34-1-111
honeycomb material in study,
35-6-149
response to
of footings, 32-3-188
of multidegree system, 35-3-27
in ship vibration study, 35-2-221
simulation, by pyrotechnic devices,
35-1-81
structural response to, 35-6-265

Index of severity, see Severity index

Induction heaters
in combined high temperature-
vibration tests, 33-3-19, 141
using vibration power amplifier,
33-3-141

**Inertia variation, effects on vibration re-
sponse, 35-3-15**

**Inertial guidance, see also Guidance
accelerometer response, 34-4-81**

**Inertial platforms, see also Guidance
for Gemini spacecraft, vibration
studies on, 34-2-253, 35-7-55
power spectral density for, 35-4-121
vibration qualification, 35-5-261**

**Influence coefficients and structural
models in dynamic analysis, 34-2-159**

**Input control, see Force-controlled vi-
bration tests**

**Integrated circuits, combined tests on,
35-2-197**

Integration, see Double integration

**Interferometers, see Microwave equip-
ment**

IRIG telemetry standards, see Telemetry

**Isolators, see specific types such as
Shock isolators and Vibration isolators**

J

Jet aircraft
prediction of vibration in, 33-2-34
test criteria for equipment, 34-4-137

Jet engine noise
environment, 25-2-10, 31
response of structures to, 28-4-177
sound power level from, 30-4-168
sound pressure spectra, 26-2-295
spectra, 33-3-237
of T-38 aircraft, 28-4-20
of YJ-79, 28-4-177

**Joints, see also Bolted joints and Frangi-
ble joints**
in metal structures, vibrational en-
ergy losses at, 33-4-189

Jump phenomena, 25-2-260
resonance test in study, 34-2-19

Jupiter missiles, 27-1-5
proposed acoustic test on, 26-2-308

K

Karman vortex, see Von Karman vortex

**Kinematic analysis of bar linkages,
34-3-123**

L

Lagrangian equations of motion, 25-2-245

Laminates
constrained, damping in, 35-7-239
design of vibration test fixture from,
34-5-227

**Lamoen's phase plane method of transient
analysis, 33-2-195**

Lance missiles, Pogo problem in, 35-1-41

**Lasers, accelerometer calibration using,
35-4-33**

Lattice vibration problems, 35-3-73

**Launch-abort environment, measurement,
34-4-73**

Launch environments
acoustic, of boosters, prediction,
33-2-89
simulation at lift-off, 35-2-75
of TOW missile, 34-1-153

- Launch-phase simulator, see also Centrifuges
dynamic characteristics of model, 35-3-207
- Launch vehicles, see also Missiles
acoustic environment, prediction, 25-2-10, 33-2-89, 34-3-101
response of propulsion system components during captive firing, 34-2-107
response to vibration, 31-2-236
suspension system for vibration testing, 35-2-191
- Life environment of Titan reentry vehicle, simulation, 30-1-199
- Life test for random vibration, 35-3-125
- Lift-off, see Launch environment
- Light gas guns, see Hypervelocity guns
- Lighthill's parameter in study of acoustic power, 28-4-23
- Liquid propellants
behavior in tanks of space vehicles, 30-4-75
damping factor, 30-4-75
loading system, shock effects on, 32-3-115
- Liquid springs
in design of isolation system, 26-1-106, 29-1-21
as shock absorber, characteristics, 30-1-119
in shock tests, 35-6-23
to support missile, 30-1-108
- Loading, see Dynamic excitation
- Log-log sweep, analysis, 29-4-197
- Logarithmic converters, division by, 29-4-191
- Logarithmic sweep
analysis, 29-4-197
response of structures to vibration from, 35-2-231
- Logistic environment, effect on missile reliability, 27-4-106
- LOLEX system of air delivery, 34-4-269
- Loop analysis of missile structure, 26-1-51
- Loudspeakers, see Acoustic test facilities
- Low aspect ratio wings, see Wings
- Low-level flight, vibration environment, 34-3-169
- Low pressure, characteristics, 25-2-70
- Low temperature characteristics of cushioning materials, 30-3-100
- Lumped spring method for beam vibration, 25-2-267
- Lunar landing, conditions, 35-3-95
- M**
- Mach numbers, see High Mach numbers
- Machinery foundations
damped, design, 34-5-205
on ships, design of mounts for, 35-5-227
- Machinery installations by mechanical impedance, 34-1-67
- Magnesium alloy, characteristics, 33-4-141
- Magnetic fields
characteristics, 25-2-70
effect on accelerometers, 33-3-1, 11
- Magnetostriction for pressure transducers, Wertheim and Villari effects, 26-2-123
- Mariner spacecraft, noise-induced vibration, 35-7-31
- Mass
and damping influence on structural response, 28-4-15
effect on vibration frequency, 31-2-216
- Material damping, see also Damping in vibrating structures, 34-5-177

- Materials**
ballistic pendulum in study of characteristics, 33-4-141
explosive shock effect on, 28-2-66
- Mathematical models**
of airborne exterior lamps, 33-4-161
of aircraft wings, 33-2-221
of Lance missiles, 35-1-41
of missile structures, 34-2-177
of missile-tower systems, 31-2-98
of mobile missile systems, 33-2-230
of nonlinear structures, 35-7-197
of resonant burning, 26-2-209
of satellite structures, 34-2-27
of Saturn structures, 34-2-197, 35-3-149
of spacecraft structures, 35-3-95
in transient response study, 33-2-158
of vehicles, 35-5-71
- Mathieu equation in study of beam stability, 28-3-30**
- Matric computer, description, 29-4-403**
- Matrix, see Stiffness matrix**
- Matrix analysis**
by force method, 34-2-121
iteration, in vibration analysis, 29-4-233
of steady-state vibration, 34-3-139
of structures, 34-2-101
- Mauler missiles, acoustic environment, 30-1-189**
- Mechanical design**
of drag brakes, 27-1-133
and reliability, 27-4-113
of shock test fixtures, 27-1-116
- Mechanical fuses**
analysis and selection, 26-2-215
radiation effect on, 30-1-8
- Mechanical impedance**
in acoustic tests, 25-2-37
analytical determination, 30-2-8
applications, 30-2-29, 34-3-9
computation techniques for, 35-7-109
concept, 33-2-8
development, notes on, 34-3-1
field measurements related to, 33-3-179
- force-controlled vibration tests in application, 34-5-45
in laboratory tests, 33-3-211
machinery installation by, 34-1-67
measurement, 33-4-55
automatic, 31-3-134
instrumentation for, 30-2-18, 31-3-134
problems, 33-4-59
Round Robin evaluation of effects of technique on, 34-3-37
tutorial discussion, 34-5-15
modal studies by, 34-3-59
multidimensional, 34-3-27
with phase data, 31-3-127
of railway shipments, 30-3-1
in rocket motor dynamics studies, 29-4-13, 34-3-75
Round Robin evaluations, 34-3-3
shear modulus of viscoelastic materials by, 35-7-267
shipboard vibration applications, 33-4-1, 55
of shipping containers, 25-2-336
of spacecraft structures, 31-2-236, 34-3-15
in structures, 28-4-15
by correlation techniques, 35-7-101
tutorial session on, 30-2-1
in vibration isolation studies, 30-2-43
in vibration testing, 33-3-211; 33-4-17, 47; 34-5-221; 35-2-117
- Mechanical properties of elastic materials, 35-6-30**
- Mechanical systems, Foster's theorem in study, 26-2-202**
- Mercury-Redstone vehicles, vibration environment, 30-5-132**
- Mercury spacecraft, 33-1-15**
vibration testing, 30-5-97
- Metal bellows, dynamic characteristics, 35-3-107**
- Meteoric particles**
characteristics, 25-2-70
impact damage, 30-5-92
in space, 31-2-17
- Microcircuits, random tests on, 35-2-197**
- Micrometeoroids, see Meteoric particles**

- Microphones**
 for boundary layer noise measurements, 33-3-73
 characteristics, 33-3-73
- Microphonics**
 in electronic equipment, 34-2-129
 from noise, 25-2-34
- Microwave equipment**
 interferometers, vibration measurements using, 35-4-23
 sensitivity to vibration, 34-2-129
- Miner's hypothesis**
 of cumulative damage, 25-2-229
 in equivalent test, 34-2-137
 explanation, 25-2-236, 27-4-95
- Minuteman missiles, 30-3-16, 173;**
 31-3-102; 33-2-89; 33-3-27; 34-3-59
 breathing mode, 34-1-181
 sound pressure level in silo, 29-1-65
 transportation tests, 30-1-211
- Missile silos, see Silos**
- Missile-tower system, mathematical model, 31-2-98**
- Missiles, see also Launch vehicles and specific missiles**
 boundary layer noise, 28-4-32
 components
 protection from acoustic environment, 25-1-1
 test program for, 27-3-152
 test on rocket sleds, 27-3-13
 containers
 design criteria for, 30-3-257
 rough handling tests, 30-3-250
 design problems due to axial oscillation, 33-4-179
 environment, 28-4-208
 tape recording in, 35-1-29
 failure rates, 35-3-227
 flight, frequency trends, 33-2-137
 launcher
 mobile, for Polaris, 31-1-51
 shock due to underwater explosion, 26-1-100
 longitudinal vibration in system, 35-1-41
 mathematical models, 29-3-353, 34-2-177
 mobile system, mathematical model, 33-2-230
 models, vortex spoilers on, 26-2-171
 multiple-tank, vibration analysis, 29-4-233
 near-miss environment effect on, 27-1-5
 noise levels, 30-5-37, 31-3-27, 33-3-236
 at lift-off, prediction, 34-4-123
 during silo launch, 30-4-187
 noise sources, 30-4-163
 reliability
 logistic environment effect on, 27-4-106
 prediction, 26-2-39
 response to ground shock, 28-3-216
 sound pressure level, 31-3-27
 spring-mounted, shipboard launching, 29-1-32
 stability, Nyquist diagram in study, 26-1-56
 structure, response to environmental loads, 35-3-1
 supersonic, vibration test program, 28-4-189
 support, digital computer in study, 30-1-108
 support system, model, 29-1-19
 suspension, shock response of non-linear system for, 30-3-194
 transporter, vibration analysis, 30-3-243
 vibration
 probability of survival in, 26-2-39
 sources, 30-4-163
 summary, 29-4-339
 telemetry, 26-2-96
- Mobile sites, 28-1-4**
- Mobility, see Mechanical impedance**
- Modal analysis, see also Modal properties**
 autocorrelation function in, 33-2-140
 of beam on elastic foundation, 26-2-187
 of complex structures, 30-5-168
 cross-power spectral density in, 33-2-141
 digital computer for, 35-7-197
 of elastic beams, 34-1-172
 by lumped spring method, 25-2-267

- Modal analysis—Continued
 - by mechanical impedance, 34-3-59
 - of metal bellows, 35-3-107
 - phase separation technique for, 29-4-30
 - to predict response of structures, 34-2-11
 - of resonant beam with structural damping, 35-7-231
 - of response of multi-degree-of-freedom spring-mass system, 31-3-39
 - of tower, 31-2-98
 - vibration component analyzer in, 29-4-38
- Modal density in study of structural vibration, 31-3-12
- Modal patterns, see Mode shapes
- Modal properties, see also Modal analysis
 - damping matrix from, 35-2-10
 - of stiffened rings, digital computer in analysis, 35-7-145
- Mode shapes
 - of cantilever beams, 34-2-93
 - determination, 33-2-264
 - digital computer in study, 29-4-307
 - of free-free beam, 35-2-225
 - of missiles, 29-4-233
 - of Saturn, 30-4-30, 40, 61
- Mode transmission factors in analysis of vibration, 28-4-15
- Model analysis
 - Galerkin process in study, 26-2-280
 - scaling of data, 35-7-1
- Model tests
 - for noise prediction, 34-4-123
 - in nuclear explosions, 35-1-13
 - to obtain acoustic output, 29-4-351
 - with sand, 28-3-113
 - of Saturn SA-1, 30-4-30
 - in simulation of reentry, 27-2-14
 - for structural stiffness determinations, 28-1-155
 - vibration environment compared with, 30-4-61
- Models, see also Dynamic models, Elastic models, and Mathematical models
 - of Nimbus spacecraft, vibration studies, 33-2-57
 - of Saturn SA-1, vibration characteristics, 30-4-30
 - of spacecraft, docking tests, 33-3-97
- Modes, see Accordion modes, Bending modes, Modal analysis, and Normal modes
- Modulus, see Complex modulus, Modulus of elasticity, and Shear modulus
- Modulus of elasticity
 - for beam deflection, 35-7-261
 - dynamic test of plexiglas, 28-1-168
 - of soil, 28-3-269
 - vs temperature for nickel, 26-2-120
- Momentum calculations related to impact, 34-1-147
- Multi-axis tests
 - vibration, 31-2-172
 - device for, 27-3-71
 - mathematical analysis, 27-3-83
- Multi-degree-of-freedom systems, see also Two-degree-of-freedom systems
 - response
 - to impulsive loads, 35-3-43
 - to random excitation, 34-2-47, 35-3-21
 - to shock, 31-3-39
- Multi-mass systems, response equations for, 34-2-210
- Multiple frequency, vibration testing with, 35-2-107
- Multipoint control
 - and force limitation of vibration tests, 33-3-211, 213; 35-2-165, 183
 - random excitation with, 35-2-49
- Multi-resonant systems, transmissibility, 26-2-203
- Munson test course
 - description, 26-2-61
 - simulation, 33-4-83
 - vehicle environment on, 26-2-49
 - vibration tests related to, 31-2-64
- Murray's theory of underwater shock, 34-1-13

Myklestad's method
for beam vibration, 25-2-267
in study of electrical structures,
33-4-161

N

Natural environments
characteristics, 25-2-70
data exchange on, 31-3-278

Natural frequencies
changes, 35-2-107
digital computer in study, 29-4-307
of fixed-base systems, 34-3-95
by lumped spring method, 25-2-267
of missiles, 29-4-233
pressure effects on, 35-2-131
of printed-circuit boards, prediction,
35-7-137
of ship hulls, 33-4-29

Natural vibration modes, see Modal
analysis

Naval mounts, general purpose, 34-1-37

NBS calibration service for vibration
transducers, 27-4-127

Near-miss environment
analysis, 28-3-190
effect on missiles, simulation by
plasma jet, 27-1-5
problems, 27-1-1
shock tests of Tartar missiles,
28-1-175

Neoprene rubber, characteristics,
30-3-106

Nickel
Curie point, 26-2-125
modulus of elasticity vs tempera-
ture for, 26-2-120
and nickel-chromium alloy, rupture
life and creep rate, 26-2-288

Nike-Tomahawk missiles, vibration tests
on, 35-2-117

Nike-Zeus missiles
container design for, 30-3-250
review of shock and vibration
programs, 31-1-21

Nimbus spacecraft, vibration studies of
scale model, 33-2-57

Nixon's slope method of obtaining trans-
fer function, 25-2-253

Nodal patterns of aerodynamic stabilizer
by dusting, 26-2-16

Nodes and antinodes in study of vibration
data, 33-3-211

Noise, see also specific types such as
Acoustic noise, Boundary layer noise,
and Jet engine noise
from ball bearings, 34-4-165
control, with fiber metallurgy,
35-7-261
in electron tubes due to vibration,
25-2-294
equipment failure produced by,
27-2-178
fatigue due to, 30-4-140
isolation, in ship structures, theory,
26-2-201
isolators, transfer impedance,
34-3-135
monitoring, submarine silencing by,
34-1-79
panel design with respect to, 25-1-42
propagation paths, correlation sys-
tem in study, 33-2-305
reduction
effect of acoustic resonance on,
35-5-240
in military vehicles, 34-2-271
spacecraft modeling for,
35-5-235
by viscoelastic materials,
34-5-211
of restrained missile firing, 25-1-52
in silos, 29-4-326
sources, in supersonic flight, 28-4-48
structural response to, 25-2-45
transmission
by energy methods, prediction,
33-2-13
through structures, 33-2-26
in vacuum tubes, 30-4-114
and vibration
correlation, 33-2-84
relationship, 27-2-211

Noise generators, see Acoustic test
facilities

- Noise spectra, see Acoustic spectra
- Noise test facilities, see Acoustic test facilities
- Noise tests, see Acoustic tests
- Nomograph to obtain rms values, 34-2-228
- Nonlinear damping, see also Damping
influence on probability distribution, 35-7-194
of panels, 26-2-296
in shock absorbers, 30-1-119
- Nonlinear dynamics
deformation of panels, 26-2-296
effects, designing mechanisms for, 34-2-145
examples, 34-2-145
phenomena in resonance test, 34-2-19
- Nonlinear oscillators, response to random excitation, 35-7-191
- Nonlinear springs
in design of Polaris support, 29-1-19
response of simple elastic system with, 33-4-133
in shock mitigation, 27-1-30
vibration resulting from, 25-2-259
- Nonlinear structures
mathematical models, 35-7-197
vibration testing, 33-3-195
- Nonlinear systems
analog computer in study of shock spectra, 35-6-197
for missile suspension, shock response, 30-3-194
shock spectrum technique used for, 35-7-253
- Nonlinear vibration
digital computer in study, 34-2-85
equations, 27-4-1
survey, 25-2-258
- NORAD
Combat Operations Center design, 32-1-177
dynamic model of building, 32-3-88
- Normal mode shapes, see Mode shapes
- Normal modes
analysis
of structural response, 35-5-144
in study of shock motion, 30-1-94, 116
forced excitation, 35-2-1
- Nose shapes, buffeting related to, 33-2-54
- Nova missiles, 33-2-89
- Nozzle diameters vs thrust, 31-3-31
- Nuclear blast
buried arches and buried domes exposed to, 29-3-188
characteristics of wave from, 32-2-154
data from, 28-1-27
design of underground structures to resist, 28-1-63
effects
on aircraft, 26-1-1
on underground structures, 32-3-139
energy distribution in half-space under, 32-2-124
model studies in, 35-1-13
protection from, 28-2-1
protective structures under, 32-3-205
response of electronic equipment to, 29-2-50
simulation by explosive, 35-6-83
soil testing by simulator, 28-3-146
vulnerability of ships to, 29-1-48
- Nuclear depth charges
shock spectra from, 30-1-108
- Nuclear detection satellites, shock in, 34-3-259
- Nuclear detonations
air blast from, measurement, 32-2-141
close-in phenomena, 32-1-15, 64
cratering due to, 32-1-28, 60; 32-2-38
deep shelters related to, 28-3-223
displacement gage in study, 29-3-145
dynamic pressure resulting from, 28-1-17
effects, 27-1-6, 14
on ships, 26-1-76, 27-1-45
on tunnels, 29-3-112

- Nuclear detonations—Continued**
 environment in vicinity, 26-1-1
 gamma intensity following, 28-3-182
 ground shock from, 28-1-14, 34;
 28-2-38; 28-3-1, 269; 29-3-305;
 32-1-15
 isolation from, 28-2-20
 prediction, 32-1-60
 hardsite design to resist, 29-2-17
 height-of-burst curves related to,
 32-1-64
 instrumentation for, 28-1-46
 overpressure due to, 28-3-242
 pressure-time data from, 28-3-99
 response of underground structures
 to, 32-1-91
 shock pressures in tunnels due to,
 28-3-14
 shock spectra, 32-1-108
 simulation
 by chemical explosives, 27-1-85
 of radiation environment,
 28-3-159
 submarine motion due to, 26-1-79, 106
 underwater, shipboard shock from,
 27-1-61
 vulnerability of aircraft to, 28-2-59
 wave fronts in earth due to, 29-3-57
- Nuclear fallout, 29-1-48, 32-1-15**
 transient effects in electronic equip-
 ment due to, 28-3-182
- Nuclear power plants, shock isolation**
 systems for, 30-3-211
- Nuclear pulse propulsion of ORION vehi-
 cles, 34-1-111**
- Nuclear radiation, see also Radiation**
 effects
 analog computer in study,
 30-1-43
 on electronics and fuses, 30-1-8
 gamma, intensity following nuclear
 detonation, 28-3-182
 in study of pulsed radiation, 28-3-154
 transient, effect on electronic equip-
 ment, 28-3-182, 30-1-43
- Nuclear tests**
 FISHBOWL, 32-1-6
 NOUGAT, 32-1-6
- Nuclear weapons**
 effects, research requirements on,
 32-1-6
- ground shock effect, 27-1-14
 shock environment from, 28-2-20
- Nylon rope, characteristics, 30-3-211**
- Nyquist diagrams in study of missile**
 stability, 26-1-56
- O**
- OAQ satellites, 31-2-236, 34-5-115**
 isolation of instruments, 34-3-185
 vibration test procedures for,
 31-2-77
- Octave-band analysis technique, 31-3-240**
- OGO spacecraft, response to acoustic**
 loading, 34-5-125
- Oil-film tables, see Auxiliary vibration**
 tables
- Oil films**
 characteristics for slippery tables,
 27-4-69
 in design of auxiliary vibration
 tables, 27-4-65
 slider, theoretical study, 27-4-46
- Operation Crossroads**
 base surge and fallout from, 29-1-48
 damage due to blast at, 29-2-50
- Operation Hardhat, results, 32-1-91**
- Operation Hardtack, 28-1-27, 43, 49, 63,**
 93; 28-2-20
 underwater explosions, 27-1-61
- Operation Plumbob, 28-1-43, 63, 93;**
 28-2-20; 28-3-252; 29-3-145
- Operations Center, see Combat Opera-**
 tions Center
- Orbital environment**
 simulation, 27-3-199
 vibration in, effects on scientific in-
 struments, 35-7-87
- ORION vehicles, nuclear pulse propulsion,**
 34-1-111
- Orthotropic cores, free vibrations of sand-**
 wich plates with, 35-3-9

Oscillation, see Vibration

Oscillators, response to random input,
29-4-10, 35-6-3

Overload protection during vibration test,
33-3-79, 34-5-93

Overpressure

and blast testing, 35-1-81
and charge density, 35-6-99
vs distance, 28-3-223

effects

on shallow arches, 32-3-159
on soil and rock, 32-2-124
on underground structures,
28-3-36

in footing design study, 32-3-176
ground motion correlated with,
28-2-38

height-of-burst charts for, 32-1-64
from low yield explosions, 28-1-27
from nuclear detonations, 28-3-242
reduced, probability, 29-3-299
reentry during, 35-6-55
from TNT explosions, 28-3-59
in tunnels, 28-3-14, 129

P

Package cushioning, see Cushioning

Package shock recorders, see also Shock
recorders

Impact-O-Graph, 25-2-103
shock transducers for, 25-2-110

Packaged equipment

drop tests, 30-3-76
equations of motion for, 31-2-263
fragility, 25-1-174, 25-2-334
response to random motion, 30-3-122
trends in isolation, 30-3-57
vibration standard for, 30-3-30

Packaging

energy absorbing materials for,
25-2-324
of heavy fragile equipment, 34-4-275
panel session on, 30-3-339
specifications
review, 30-3-122
survey of vibration requirements
in, 30-3-27
techniques for high shock, 34-2-153

Palmgren-Miner theory of accumulated
fatigue damage, 33-2-279

Panels

absorption coefficients, 33-4-195
aerodynamic and structural damping
in, 26-2-278
design with respect to noise, 25-1-42
nonlinear deformation and damping,
26-2-296
response to multiple random excita-
tion, 26-2-278
sandwich, vibration in vacuum,
35-2-131
stresses in, due to pressure blast,
34-2-261
vibration
boundary layer noise in,
26-2-278
of Nimbus spacecraft, 33-2-57
predictions, 33-2-26

Paper honeycombs, see Honeycombs

Parabolic cusp pulse, see Shock pulse

Parachute delivery, see also Aerial
delivery

analog computer in study, 33-2-230
characteristics, 25-2-305
cushioning for, 30-3-261
by extraction, 30-3-317
shock associated with, 30-3-290
telemetry clevis in study,
30-3-327

Parachute reentry, see Reentry

Parachute tests, whirl tower for,
30-5-51

PCM telemetry system, see Telemetry

Pegasus satellites, response of structure
to vibration, prediction, 34-2-27

Pershing missiles, 29-4-30
road test of vehicles, 33-4-83

Phase errors in measurement of random
processes, 35-4-139

Phase measurements in vibration testing,
31-3-127

- Phase plane method, see Lamoen's phase plane method
- Phase separation technique in study of vibration modes, 29-4-30
- Physiological tests, combined environment chamber for, 30-5-68
- Piezoelectric accelerometers
 effect of acoustic field on, 26-2-114
 environmental effects on, 26-2-106
 in Snark environment study, 25-2-117
 temperature and other effects on, 26-2-90
 zero shift in, 29-4-377
- Piezoelectric force gages
 measurement of vibration environment by, 34-4-45
 used with shock tube, 28-3-48
- Piezoresistive accelerometers
 design and characteristics, 26-2-102
 for shock measurements, 35-4-17
- Piezoresistive strain gages in force transducers, 34-4-45
- Piping
 acoustic waves from, 35-3-161
 design, 32-3-115
 and foundation, vibration interaction, 29-4-307
 networks, shock analysis, 27-1-92
- Plasma jets
 in hypersonic flight studies, 27-2-36
 near-miss simulation by, 27-1-5
 stagnation enthalpy, 27-2-22
- Plates
 deflection analysis, 26-2-134
 ribbed, sound-induced vibration, 31-3-24
 sandwich, with orthotropic cores, free vibrations, 35-3-9
 vibration, nodal lines, 34-5-211
- Pneumatic springs
 air springs, for support of test item, 35-2-191
 design, 28-4-131
 equations of motion, 27-3-18
 for shock tests, 34-3-282
 vibration isolation by, 35-5-217
- Pogo problem
 in Lance missiles, 35-1-41
 in Thor, 34-2-177
- Polaris missiles, 28-4-101, 34-1-27
 launcher
 design, 26-1-106
 mobile, 31-1-51
 shock isolation, 29-1-19
 shock mounts for, 31-2-265, 33-1-38
 support systems
 design, 30-1-108
 test program, 27-1-123
 transients in environment, 31-2-144
 vibration test levels for evaluation, 29-1-110
- Polyethylene, characteristics, 30-3-106
- Polyurethane foams
 characteristics, 25-2-324, 30-3-100, 31-1-62, 32-3-12, 35-5-193
 in cushion design, dynamic properties, 31-2-265
 in sandwich panels, 35-2-131
 stress-strain curves, 28-3-122
- Polyvinyl chloride
 characteristics, 30-3-106
 foams, cushioning characteristics, 25-2-324
- Power, see Thermal power
- Power spectra, see also Acoustic spectra
 of lift and drag forces on cylinder, 26-2-160
 and probability distributions, significance, 28-4-171
 of rocket noise, 33-2-95
 of terrain profile, 30-3-13
- Power spectral density, see also Cross-power spectral density
 and amplitude distribution, wave analyzer in study, 26-2-231
 analysis of vibration data, 29-4-183
 by computer methods, 35-4-193
 concept, 33-2-8
 definition, 26-2-262, 31-3-56
 of inertial measurement unit, 35-4-121
 of road, 35-5-71
 slope error, 35-4-135
 of vibration level, 31-3-211

- Prediction, see environment or effect predicted**
- Pregnant Guppy, transportation by, 33-4-117**
- Pressure, see specific types such as Air pressure, Dynamic pressure, and Low pressure**
- Pressure effects**
on damping of vibrating structures, 34-5-197
on natural frequency, 35-2-131
- Pressure gages**
magnetostriction for, 26-2-123
for measuring blast phenomena, 28-1-19
without surface orifice, 26-2-120
- Pressure hulls**
dynamic environment, 33-1-57
shock wave pressure at, 34-1-53
- Pressure pulses**
effect on accelerometers
panel stresses due to, 34-2-261
response of fluid-solid interface to, 32-2-1
shock excursion of ship machinery from, 34-3-129
test facility for producing, 35-6-141
- Pressure tanks to calibrate stress gages, 29-3-338**
- Pressure-time data from nuclear detonation, 28-3-99**
- Pressure waves**
in elastic materials, 32-3-146
from underwater explosions, 25-1-185
- Primacord used in shock tests, 35-6-69, 83**
- Probability density**
of combined random and sine input, 29-4-162
functions, graphical representation, 27-2-197
normal and Rayleigh, 25-2-233
of reliability, 35-5-307
- Probability distribution**
nonlinear damping influence on, 35-7-194
and power spectra, significance, 28-4-171
- Procurement system in United Kingdom, 27-2-61**
- Production approval procedures in England, 27-2-59**
- Profilometers, roughness by, 30-3-8**
- Progressive wave tubes as testing facilities, 27-2-175**
- Propane furnaces used in combined tests, 33-3-153**
- Propellants, see Liquid propellants and Solid propellants**
- Protective structures**
in Air Force, 28-1-1
arches for shelters, 28-3-252
construction details, 29-2-7, 27
deep, survival, 32-1-123
design, 28-1-93, 28-2-8, 28-3-269, 32-3-115
analysis, 28-3-36
of lined cavities, nuclear blast effects on, 32-3-133
to resist nuclear blast, 28-1-63
entrance systems to, 32-1-138
feasibility study, 28-3-223, 233
foundations for, 29-3-275
nuclear blast effects on, 32-1-91, 32-3-205
problems, 28-1-121, 28-2-1, 32-1-153
by proven components, 29-3-289
related to costs and capabilities, 29-3-299
resistance, theory, 29-3-126
response, 29-3-100
to blast loading, 32-3-220
to ground shock, 29-3-324
role in defense, 32-1-12
shelters related to nuclear detonation, 28-3-223
shock isolation, 28-3-113; 32-3-74, 88
of contents, 32-3-1
shock spectra, 28-1-75

Protective structures—Continued
 shock tube in study, 32-3-220
 soil dynamics related to, 29-3-93
 stresses near, 32-2-55
 survey of high level, 29-2-1
 vulnerability, 28-3-242

Proximity spectra, evaluation of shock motion by, 35-6-229

Pulse control with shock programmer, 34-3-335

Pulse generators for shock testing, 29-4-96

Pulse jets, acoustic facility, 27-2-192

Pulse reactors, characteristics, 28-3-171

Pulse shapes
 from air gun, 29-4-84
 effect on displacement, 30-3-302
 effect on shock loads, 32-3-12
 Fourier spectra, 35-6-224
 by mechanical shock machines, 35-6-209
 from shock machines, 35-6-23

Pulsed radiation, see Radiation

Push rods, see Drive rods

Pylons, analysis of design, 28-3-210

Pyroelectric effects on accelerometers, 33-3-1, 9; 35-4-37

Pyrotechnic devices
 separation shock by, 33-4-63, 73; 34-3-259
 simulation of impulsive environments by, 35-1-81

Pyrotechnic shock
 analysis and test, 35-6-309
 of Centaur vehicles, 35-6-331
 of Gemini spacecraft, 35-6-265
 of Nike-Zeus missiles, 31-1-21
 from Ranger program, 35-6-309
 shock spectra, 34-3-268; 35-6-163, 249, 315
 simulation, 33-4-78, 34-3-267

Pyrotechnics, simulation of aerodynamic heating by, 27-1-143

Q

Qualification tests, see also Acceptance tests and Quality control tests
 of aircraft components, 29-4-246
 resonance dwell testing in, 33-3-203
 of Snark missile, 27-2-67
 spacecraft vibration related to, 35-2-203
 vibration
 of inertial equipment, 35-5-261
 in study of component failure, 27-2-98

Quality control tests, complex wave machine for, 27-3-65

Quartz lamps, characteristics, 27-1-149

Quick-look techniques
 of data reduction, 30-4-16
 of vibration data analysis, 29-4-179

R

RB-50 aircraft, flight vibration, 31-2-216

RB-66 aircraft, 25-2-39

Radiant heat combined with vibration, 26-1-24

Radiation, see also Cosmic radiation and Nuclear radiation effects
 on electronic equipment, 28-3-182, 30-1-34
 of spectral wavelengths, 30-5-125
 of particles in space, 31-2-16
 prediction, 28-1-115
 pulsed
 experiments with, 30-1-34
 nuclear radiation facility in study, 28-3-154
 simulation
 of nuclear detonation, 28-3-159
 test facilities for, 30-1-24

Radiosonde transmitters, effects of environmental testing on, 25-2-79

Radomes, hydrodynamic impact, 28-4-141

Railroad cars
 coupling, simulation, 30-3-173
 impact speed, 31-3-94
 motion analysis, 30-3-1

- Railroads, see also Impact and Transportation: environment
 damage resulting from shipment on, 30-3-1
 environment
 data on, 31-3-81, 94
 field measurements, 33-4-99
 survey, 35-5-1
 humping
 ramp test to simulate, 30-3-174
 shock, 26-2-49, 35-5-49
 shock spectra, 30-3-138
 tests of shock-mounted equipment, 30-3-211
 roughness, of test track, 27-3-46
 transportation on
 dynamic environment, 30-3-16
 shock and vibration data from, 33-4-99
- Rain erosion, during sled test, 31-2-194
- Random data analysis, digital techniques in, 33-2-286
- Random equalization, see Equalization
- Random excitation, see Random vibration
- Random forces due to fluid flow, 26-2-165
- Random noise, see Acoustic noise
- Random pressure field
 response of damped structures to, 31-3-55
 scaling laws in study, 34-2-1
- Random processes
 nonstationary spectra, 34-2-37
 phase errors in measurement, 35-4-139
- Random shock, cumulative damage due to, 35-3-141
- Random vibration
 analysis, 31-3-211, 33-2-286, 34-2-37, 35-4-121
 coherence in, 35-7-101
 comb filters in, 33-2-259
 filter bandwidth effect in, 33-2-273
 principles, 29-4-183
 real-time, 31-3-232
 characteristics, 29-4-106
 data
 analysis, 31-3-195
 short-duration nonstationary, analysis, 29-4-126
 usefulness, 29-4-113
 combined narrow- and broadband tests, 35-2-33
 cumulative fatigue damage due to, 29-4-253
 damage due to, 33-3-165, 35-5-99
 in damage level study, 30-4-128
 of damped beam, 35-3-45
 deflection due to, 26-2-315
 digital computer in study, 35-7-101
 dynamic pressure in study, 33-1-15
 effect on fatigue properties, 28-4-171
 equivalence, based on fatigue damage, 27-4-101
 equivalent, to predict internal structural environment, 29-4-243
 fatigue from
 in cantilever beams, 31-3-32
 data on, 31-3-32
 in structures, 35-5-271
 fatigue life under, 35-2-21
 Fourier series, in basic study, 26-2-316
 of Gemini, 35-2-142
 introduction to, 25-2-177
 lifetime evaluation for, 35-3-125
 measurement techniques, 31-3-111
 with multipoint control, 35-2-49
 with multiple shakers, 35-2-85
 philosophy, 35-3-89
 prediction, 33-2-86
 reliability improvement by, 35-3-227
 response to, 25-2-180, 249; 30-2-66; 31-2-164; 33-3-162; 34-5-103
 of elastic structures, 25-2-281
 of multi-degree-of-freedom systems, 34-2-47, 35-3-21
 of multisupported beams, 35-3-45
 of oscillators, 29-4-10, 35-6-3, 35-7-191
 of packaged items, 30-3-122
 of panels in flow field, 26-2-278
 of two-degree-of-freedom systems, 28-4-232
 simulation
 pitfalls in, 34-5-1
 by shock testing, 35-6-1
 state of the art, 27-2-137
 sinusoidal substitutes for, 28-4-114, 29-4-1

- Random vibration—Continued
 and sinusoidal vibration, 33-3-101
 analysis of combination, 29-4-153
 correlation of data on fatigue
 from, 33-2-279
 damage correlation between,
 27-2-139
 equivalence, 29-4-218, 34-2-137
 space requirements for, 26-2-315
 statistical representation, 33-1-1,
 34-4-148
 structural response to, 34-2-51
 tests, see also Combined random-
 sinusoidal vibration tests
 for analysis of stress cycle am-
 plitude, 25-1-117
 at Boeing Company, 27-2-103
 broadband
 derivation of equivalent
 sweep random test to,
 34-5-78
 sweep-random test compared
 with, 34-5-67
 equalization for, 33-3-101,
 35-2-183
 equivalence of long-duration low-
 intensity and short-duration
 high-intensity, 27-4-101
 fatigue characteristics in study,
 33-3-159
 at Lockheed, 27-2-113
 on microcircuits, 35-2-197
 multiple filters in, 27-2-121
 narrow-band, 25-1-110, 34-5-13
 related to field environment,
 31-2-164
 specifications for isolators,
 29-4-106
- Randomness testers for acoustic signals,
 33-2-286
- Ranger spacecraft
 multipoint control for vibration test-
 ing, 35-2-165
 separation shock in, 35-6-309
 transonic vibration, 35-2-75
- Rankine-Hugoniot equations
 curves for silica glass, 29-3-76
 in study of shock waves, 28-3-69
- Rayleigh distribution of modulated
 sinusoid, 28-4-118
- Reactor compartment, model tests,
 28-1-155
- Reactors, see Pulse reactors
- Reciprocity calibrations, 34-4-21
 errors in, 33-3-49
- Reconnaissance systems, dynamic ana-
 lyzer for evaluation, 30-5-61
- Recording systems, see Digital recording
 systems
- Rectified torque, definition, 35-5-263
- Redstone missiles, 27-1-5, 27-2-1
 proposed acoustic tests on, 26-2-308
 self-induced vibrations, 26-2-184
 service life, simulation, 27-3-182
- Reed gages, discussion, 25-2-189
- Reentry
 during overpressure, 35-6-55
 environment
 simulation, 33-3-137, 141, 153
 of space vehicles, 31-2-18
 flight of ballistic missiles at, 27-2-1
 heating due to, 27-1-143
 hypervelocity gun and model in study,
 27-2-14
 illumination, spectra, 27-2-20
 parachute, aerial recovery, 33-3-63
 simulation, instrumentation for,
 27-2-10
 vibration data on ballistic missiles
 during, 35-7-9
 vibration during, prediction, 35-7-9
- Reentry vehicles
 acoustic data, 35-7-9
 hypersonic simulation, 27-2-22
 noise, 35-7-19
 RFD II, 34-5-45
 Titan, simulation of life environment,
 30-1-199
- Regression analysis in combined tests,
 25-2-79
- Regulus missiles, 25-1-1, 27-1-27
- Relay spacecraft, 34-3-19
- Reliability
 analysis of test data, 27-3-165
 of Bullpup missiles, 31-1-83
 considerations in vibration test re-
 quirements, 34-4-147

Reliability—Continued

- in container testing, 34-4-263
- data, exchange programs for, 31-3-261
- effect of order of environment on, 26-2-33
- and environmental engineering, 33-2-1
- improvement, by random vibration, 35-3-227
- induced failure tests applied to, 33-4-209
- and mechanical design, 27-4-113
- of missiles
 - logistic environment effect on, 27-4-106
 - prediction, 26-2-39
- nomograph for vibration tests, 27-2-64
- probability density, 35-5-307
- in production vibration tests, 25-2-174
- in study of vibration test levels, 33-3-183
- of systems, vibration control for, 29-4-241
- vs testing time, 26-2-46
- tests, data processing in, 33-3-189
- vibration tests in estimating, 33-3-189

Resilient mounts, see Shock isolators and Vibration isolators

Resonance

- acoustic, at low frequency, 35-5-235
- buildup during log sweep, 35-2-231
- change due to free play, 27-1-110
- detection, force input in, 27-2-93
- instrumentation for, 35-4-11
- of rocket motor by mechanical impedance, 34-3-59
- of systems as function of vibration test parameters, 34-5-145
- tests, in study of jump phenomena, 34-2-19

Resonance-dwell technique

- damping properties of aluminum by, 34-5-177
- in qualification tests, 33-3-203

Resonant beams, see Beams

Resonant burning in solid propellants, analysis, 26-2-209

Resonant chambers, see Acoustic test facilities

Resonant frequency, see Natural frequencies

Response

- of cantilever beam to shock, 26-2-75
- of complex structure to vibration, 31-2-86
- of components to impact shock, 31-2-224
- control, in vibration testing, 34-5-93
- of damped spring-mass system to modulated sinusoidal vibration, 28-4-117
- of damped structures to random pressure, 31-3-55
- of digital accelerometer to vibration, 34-4-81
- dynamic
 - of cantilever beams, 35-3-81
 - of multi-spring-mass systems, equations for, 34-2-210
- of dynamic systems to transients, 29-1-103
- of elastic components, analog computer in study, 34-2-107
- of elastic structures to vibration, prediction, 34-3-83
- of elastically coupled systems, 35-3-15
- of electronic equipment to nuclear blast, 29-2-50
- of equipment
 - to drop-test shock, 35-1-101
 - to high impact shock, 31-2-245
 - to random vibration, 26-2-319
 - to sweep frequency, 31-2-30
- of flight vehicles to vibration, prediction by models, 31-3-1
- of fluid-solid interface due to pressure shock, 32-2-1
- of footings to impulsive loads, 32-3-188
- of free-free beam to sinusoidal excitation, 29-4-32
- human, to vibration, 34-4-173
- of launch vehicles and spacecraft, 31-2-236
- missile suspension system to shock, 30-3-194
- of missile system to elastic impact, mathematical model, 33-2-230
- of missiles
 - to ground shock, 28-3-216
 - to hard-target impact, 34-1-141
 - to random vibration, 25-2-180
 - to vibration, damping additive to control, 30-4-153

Response—Continued

of multi-degree-of-freedom systems

to impulsive loads, 35-3-43

to random vibration, 34-2-47,
35-3-21

to shock, 31-3-39

of multisupported beam to random
loading, 35-3-45

of OGO spacecraft to acoustic load-
ing, 34-5-125

of oscillator to random vibration,
29-4-10, 35-6-3, 35-7-191

of packaged items to random vibra-
tion, 30-3-122

of panels

to acoustic field, prediction,
31-3-63

to multiple random vibration,
26-2-278

of propellant loading system to shock,
32-3-115

of resilient mounts under shock load-
ing, 35-5-187

of rocket components to vibration,
prediction, 35-3-21

of rocket structures to environmental
loads, 35-3-1

of satellite structures, prediction,
34-2-27

of ship machinery to shock pressure
pulse, 34-3-129

of shipboard equipment to underwater
explosions, 28-1-130, 34-1-5

of shipping containers, prediction,
35-5-49

of ships to vibration, 33-4-29

of simple elastic system with non-
linearity, 33-4-133

of single-degree-of-freedom systems
to arbitrary forcing function,
26-2-199

to exponential sweep rates,
33-2-296

of single mass-spring system,
30-4-97

of solid propellant structures to vi-
bration, 33-4-171

of spherical mass in cushioning,
28-4-65

of structures

to acoustic excitation, 25-2-45,
30-4-188, 33-2-77

by analog computers, 33-2-216

to blast loads, 28-3-233, 311;
35-6-285

by digital computer, 34-2-101

by digital data recording sys-
tem, 35-4-181

to dynamic excitation, 30-2-66

to earthquakes, 29-3-157

to fluctuating pressure, 34-2-11

to ground shock, 33-1-41

impedance techniques in study,
34-3-139

to impulsive loading, 35-6-265

to jet engine noise, 28-4-177

to log-sweep vibration, 35-2-231

mass and damping influence on,
28-4-15

normal-mode theory, 35-5-144

to random and sinusoidal vibra-
tion, 34-5-103

to shock, 27-1-107

to sinusoidal sweep, data analy-
sis, 35-4-151

to stochastic excitation, 34-2-51

by superposition techniques,
35-7-197

to vibration, prediction, 33-2-26

of submarines to underwater shock,
33-1-64

to sweep random tests, 31-2-164

of systems

to random vibration, 33-3-162

to sinusoidal vibration, 31-3-127

of Talos missiles to shock, 33-2-150

of Titan missiles to ground shock,
31-2-119

transient

of elastic systems, 33-2-195,
35-3-187

of free-free bars, 35-5-147

mathematical model, 33-2-158

of two-degree-of-freedom systems
to random vibration, 28-4-232

of underground structures, 29-3-100

to blast loads, 32-3-220

to ground shock, 29-3-324,
32-3-88

to nuclear detonation, 32-1-91

of vibrating system to frequency
variations, 29-4-197

of yielding structures to shock load-
ing, 30-3-302

Response spectra

analog computer for study, 35-6-41

of earthquakes, 33-1-35

for shock, 35-6-163

analysis, 28-4-277

of Athena booster, 35-6-353

of spacecraft structure, 35-6-331

- Response spectra—Continued
for shock—Continued
testing to, by electrodynamic
shaker, 35-6-41
- Reusable containers, see also Containers
rough handling tests, 30-3-165
shaker attachments for, 34-5-255
- Reverberant chambers, see Acoustic test
facilities
- Reynold's number
graph, 26-2-172
supercritical
in study of flow of incompressi-
ble fluids, 26-2-147
vortex discharge at, 26-2-147,
180
- Rings
segments, stiffness matrix for,
35-7-149
stiffened, modal characteristics,
35-7-145
- Ritz averaging method to obtain frequency
response, 33-4-133
- RMS g level, calculation, 27-2-111
- RMS values of vibration spectra, graphi-
cal method of obtaining, 34-2-225
- Road noise of tracked vehicle, 30-1-193
- Road tests
of mobile launchers, 31-1-61
of Pershing missile vehicles, 33-4-83
of rocket motors, 30-1-211
- Road vehicles
acceleration spectral density, 34-1-90
damping, 30-3-222
equations of motion, 30-3-243
trailers, transportation environment,
30-3-240
transports, dynamics, 31-3-102
- Roads, see also Rough roads
conditions, influence on truck vibra-
tion, 30-3-36
paved, vibration environment of
vehicles on, 33-4-95
- roughness
criteria, 31-3-108
power spectral density, 35-5-71
vibration from, data analysis, 35-5-57
- Rock
cavities in, stress distribution near,
32-2-55
dynamic strength, 29-3-136
modeling, 29-3-169
overpressure effects on, 32-2-124
stress in, due to blast, 32-2-8
- Rocket engines
acoustic field, 31-2-123, 31-3-27
acoustic noise, scaling of data,
34-4-123
acoustic power spectra, 33-2-95
apparent weight, 34-5-45, 35-2-117
characteristics, mechanical imped-
ance in study, 34-3-75
component response to vibration,
prediction, 35-3-21
liquid-fueled, sound pressure level,
25-1-8
resonance, by mechanical impedance,
34-3-59
road test, 30-1-211
solid-fueled, fixtures in study of
bending modes, 34-1-181
static firing, test fixture for,
28-4-165
transport, 35-5-87
vibration
mechanical impedance in study,
29-4-13
in static stand, 28-4-168
test, 33-3-27
X-248, 28-4-165
- Rocket motors, see Rocket engines
- Rocket-propelled sleds, see also Super-
sonic test tracks
missile component testing on,
27-3-13
pneumatic vibration isolators on,
27-3-18
velocity generator for tests with,
35-6-47
vibration environment, 27-3-1, 30
- Rocket vehicles, see Missiles

Rotors
unbalance in, reduced by force-cancelling system, 33-4-149
vibratory stresses in blades, 35-2-263

Rough handling
statistical sampling plan in study, 25-2-103
tests
of missile containers, 30-3-250
of reusable containers, 30-3-165

Rough roads, see also Roads
shock environment, 26-2-49
truck environments on, 35-5-21

Round Robin evaluations of mechanical impedance, 34-3-3, 37

Rubber, see also Acrylonitrile rubber and Neoprene rubber
in shock tests, 35-6-23

Rubber foams, cushioning characteristics, 25-2-324

S

Safety criteria in vibration tests, 31-1-74

Safety factors, see Safety margins

Safety margins
compared to design criteria, 34-1-98
and environmental criteria, statistical analysis, 29-4-274
in test programs, 27-3-155, 28-4-225

Sage Missiles, description of Canadian facility, 29-2-7

Sampling rates, see Digital sampling rates

Sampling techniques applied to flight data, 34-4-107

Sand
bearing characteristics, 28-3-146
impact wave propagation in, 29-3-75
model tests using, 28-3-113

Sandwich panels, see Panels

Sandwich plates, see Plates

Satellites, see specific satellites such as ECHO, Nuclear detection satellites, and Scientific satellites

Saturn missiles, 34-2-159
bending modes, 33-2-131
bending vibration, 30-4-61
dynamic environment, prediction, 33-2-72
environmental program, 30-4-1
equipment for, test philosophy, 30-4-22
launch facility acoustic environment, prediction, 33-2-89
low-frequency vibration, 34-2-197
S-IB, mathematical model, 35-3-149
S-IV
design of fixtures for, 34-5-243
transportation environment, 33-4-111
sloshing problem in, 30-4-75
sound pressure level at static firing, 33-2-113
structure, mathematical model, 34-2-197
thrust build-up, 30-4-85
vibration levels, measured vs predicted, 33-2-102

Sawtooth pulse, see Shock pulse

Sawtooth shock machines, see Shock test machines

Scaling
of blast distance data, 28-3-81
constants, for buildings, 32-3-88
of crater dimensions, 32-2-38
laws
for dynamic models, 31-3-3
for shock tests, 35-1-13
in study of random pressure field, 34-2-1
of model data, 35-7-1
of models for acoustic tests, 30-4-140
of rocket engine noise data, 34-4-123

Scanning rates, influence on data analysis, 29-4-183

Scientific satellites, space environment, 30-5-75

Sea Slug missiles, flight vibration environment, 30-1-149

- Seismic instruments in study of ground motion, 29-3-157
- Seismic velocity of blast waves, 29-3-305
- Sensitivity, see also Accelerometers of instruments to vibration, 35-7-87 transverse, measurement, 35-4-73
- Separation shock, see Pyrotechnic shock
- Sergeant missiles, vibration environment, 26-1-61, 27-1-133
- Service failures, damage correlated with, 27-4-86, 88
- Servo control of isolator systems, 27-3-18
- Servo systems, analysis, 26-2-138
- Severity index related to shock, 35-5-133
- Shakers, see Vibration exciters
- Shanley's hypothesis of fatigue failure, 35-3-58
- Shaped charges
shock environment from, 35-6-331
to simulate nuclear detonation, 27-1-85
- Shear modulus
from torsional oscillation, 35-7-261
of viscoelastic materials by mechanical impedance, 35-7-267
- Shells, see also Cylindrical shells liners, hoop stresses in, 32-3-139 multilayer, vibration under dynamic loads, 35-3-27 structure, interaction with soil, 29-3-126
- Shelters, see Protective structures
- Shillelagh missiles, dynamic environment, 34-1-85
- Shipboard equipment
shock design analysis, 28-1-130, 30-1-92
shock design criteria for, 30-1-142
shock tests, 34-1-5
vibration spectra, 33-1-44
- Shipboard shock, 33-1-49
in damage studies, 25-1-194
damping in study, 28-3-190
design inputs for equipment subject to, 30-1-92
integration in study, 35-4-1
prediction, 34-1-13
progress in study, 34-1-1
shock spectra, 33-1-35
simulation, 30-1-80
survey of problem, 30-1-65
from underwater explosions, 26-1-84; 30-1-65; 35-1-1, 101
from underwater nuclear detonations, 27-1-61
- Shipboard vibration, 26-2-56, 34-4-115
analysis, 34-4-205
data acquisition, 33-1-71
data analysis, 33-2-243
electronic equipment response to, 34-4-119
instrumentation for, 34-4-1
mechanical impedance applied to, 33-4-1
response to, 33-4-29
simulation, 27-3-102
survey, 29-1-39
techniques of impulsive loading in study, 35-2-221
- Shipping containers, see also Containers design approach to, 25-2-332 instrumentation, 33-3-57 prediction of response, 35-5-49 for Terrier missile, 30-3-185
- Ships
accelerations on, instrumentation to measure, 34-4-205
acoustic radiation from, prediction, 26-2-206, 34-3-129
cargo, on-board vibration, 34-4-205
carriers, Essex Class, 29-1-39
damage criteria, 28-1-128
destroyers
Class DD692, 29-1-39, 35-7-119
hull vibration, 35-7-119
environment
data on, 31-3-81
related to missiles, 26-1-71, 94
survey, 35-5-1
hulls, natural frequencies, 33-4-29
launching of spring mounted missiles from, 29-1-32

Ships—Continued

motions

- analysis, 34-4-1
- effect on missile launching, 29-1-32
- from nuclear detonations, 26-1-76
- from shock, 33-1-49
- vibration environment due to, 26-1-94
- noise control on, mechanical impedance techniques in analysis, 33-4-55
- NS Savannah, 33-4-29
- shock loading on, 25-1-185, 26-2-56
- shock mounts on, 31-2-245; 34-1-37, 47
- shock spectra for design, 30-1-96
- shock tests, 29-1-5, 30-1-80
- S.S. Wolverine State, 34-4-205
- stowage systems on board, requirements, 28-3-190
- structures
 - damping, 33-4-43
 - full-scale shock testing, 27-1-45
 - theory of vibration and noise isolation in, 26-2-201
- survey of shock problem on, 30-1-65
- USS Boston, 25-1-185, 26-1-94
- USS Canberra, 26-1-94
- USS Edson (DD 946), 29-1-5
- USS England, 35-1-101
- USS Fullam, 30-1-65, 33-1-49
- USS Galveston (CLG 3), 29-1-5
- USS Gyatt, 26-1-84, 94
- USS Killen (DD 593), 33-1-49
- USS Midway (CVA 41), 29-1-5
- USS Norfolk, vibration environment, 28-1-181
- USS Okinawa (LPH-3), 33-4-29
- USS Outpost (AGR 10), 34-4-1
- USS Trout (SS 566), 29-1-5
- vulnerability, 35-1-23
 - to nuclear attack, 29-1-48
- weapons on, shock protection, 27-1-27

Shock, see also specific types such as

Ground shock and Pyrotechnic shock analysis

- design improvements by, 34-1-27
- digital computer for, 33-2-173
- by graphical techniques, 33-2-195
- indeterminate, 30-5-155
- normal-mode, 30-1-94, 116
- of piping networks, 27-1-92
- of road vehicles, 30-3-229
- at Sandia Corp., 34-4-55

analyzer

- design, 28-4-277
- spectral, 29-4-138
- attenuation
 - in channels, 32-2-188
 - with passive elements, 35-5-147
 - by yielding structures, 26-2-215
- design for, 25-1-194
 - computers in, 34-1-27
 - of cushioning systems for aerial delivery, 30-3-276
 - mechanisms, for high-shock loads, 34-2-153
 - of hydraulic systems, 35-3-161
 - of lined underground cavities, 32-3-133
 - models in, 33-1-64
 - of package cushioning, 35-5-193
 - of shipboard equipment, 28-1-130; 30-1-92, 142
 - of spacecraft equipment for high impact, 35-3-243
 - for submarines under explosive attack, 34-1-53
- duration, effects, 30-5-165
- evaluation by proximity spectrum, 35-6-229
- factor, description, 35-1-28
- hardening of equipment for, 32-3-23
- measurements, piezoresistive accelerometers for, 35-4-17
- from motor ignition
 - of Athena booster, 35-6-353
 - flight vibration of Sparrow and Hawk due to, 29-1-92
- of Nike-Zeus missile, review of program, 31-1-21
- nomograph, 31-2-231
- in parachuted loads, 30-3-290
- reduction
 - by aerodynamic spoilers, 32-2-151
 - on board submarines, 34-1-1
- reflections on technology, 33-2-8
- requirements, present and planned, 30-1-131
- resistance
 - design criteria of equipment for, 34-1-5
 - evaluation, 28-2-20
- response analyzers, description, 29-4-138
- severity measured by shock spectra, 25-2-230
- simulation by electrodynamic shaker, 31-2-144, 33-3-85
- at spacecraft docking, 35-6-105

Shock—Continued

- on submarine under attack, 33-1-57
- terms, definitions, 35-6-181
- from underwater explosions,
 - 26-1-84, 28-1-130, 34-1-13
 - effect on submarines, 26-1-106,
 - 28-1-147, 33-1-64
 - instrumentation, 28-1-46
 - in vehicles, 31-3-301
- Shock barges, see Floating platforms
- Shock damage, 32-3-1
 - compatibility factor in study,
 - 25-1-194
 - potentials, 35-6-163
 - on shipboard, 25-1-194, 30-1-65
 - on submarines, 28-1-148
 - from underwater burst, 27-1-65
- Shock data
 - acquisition, 31-3-254
 - analysis, 25-2-253, 28-4-197
 - from Athena booster, 35-6-353
 - digital computer in study, 31-3-225
 - error correction, 35-4-231
 - from land shipments, 33-4-99
 - for military vehicles, 30-3-36
 - panel discussion on, 28-4-256
 - from pyrotechnic devices, 33-4-73,
 - 35-6-331
 - of railroad humping and rough roads,
 - 26-2-49
 - reduction, from Saturn vehicle,
 - 30-4-16
 - signature of railcar impact, 30-3-138,
 - 35-5-49
 - on test track, 27-3-10
 - from water impact, 35-7-77
- Shock isolation
 - active, 35-5-203
 - of buried structures, 28-3-113
 - characteristics, of vermiculite and foamed plastics, 32-3-12
 - in containers, 34-4-275
 - factor, in study of cushioning, 28-4-65
 - of flexible structures, 27-1-27
 - of floor systems, 28-3-22
 - from ground shock, 32-1-131,
 - 34-1-163
 - due to nuclear detonation,
 - 28-2-20
 - of ground support equipment, 28-2-20
 - at hard bases, 28-3-175
 - of missiles, 32-3-74
 - optimum, 35-5-203
 - in package cushioning, 30-3-66
 - of packaged equipment, trends in,
 - 30-3-57
 - philosophy, 27-1-40
 - of Polaris, 29-1-19
 - for rotational drop test, 28-4-79
 - of satellite instruments, 34-3-185
 - in ships, 25-1-185
 - of structure contents, 32-3-1
 - systems for
 - charts for characteristics,
 - 28-3-190
 - liquid spring in design, 26-1-106,
 - 29-1-21
 - for nuclear power plant, 30-3-211
 - of Thor hardened sites, 28-1-84
 - in tunnels, 29-3-310
 - of underground structures, 28-3-113;
 - 32-3-74, 88
 - with vibration isolators, 34-3-177
 - with viscous damping, 35-5-217
- Shock isolators, see also Air bags
 - characteristics, 30-3-194
 - coupled-compression, 29-4-299
 - design, 31-2-245, 35-5-133
 - rational approach to, 34-3-157
 - elasticity in drop tests, 28-4-79
 - liquid spring, characteristics,
 - 30-1-119
 - optimum, analysis, 35-5-203
 - panel discussion on, 30-5-143
 - for Polaris, design, 31-2-265,
 - 33-1-38
 - problems, approximate analysis,
 - 28-4-65
 - response, 35-5-187
 - for ships, 34-1-37, 47
 - toroidal, shock tests, 34-1-111
 - toroidal springs, characteristics,
 - 35-5-243
 - travel due to random excitation,
 - 26-2-315
- Shock loads, see also High shock loads and Impulsive loads
 - accelerometer characteristics under,
 - 35-6-328
 - cumulative damage caused by, 35-3-57
 - on ICBM, 29-3-353
 - response to
 - of resilient mounts, 35-5-187
 - of yielding structures, 30-3-302
 - on ships, 25-1-185

- Shock loads—Continued
 strain gages on elastic structures
 for measurement, 33-3-63
 in tunnels due to nuclear detonation,
 28-3-14
- Shock mounts, see Shock isolators
- Shock pulse
 Bode diagrams, 35-6-214
 failure criteria related to, 35-6-229
 generators for shaker shock tests,
 34-3-360
 half-sine and parabolic cusp, shock
 spectra, 31-2-233, 34-3-223
 index of severity in study, 35-5-133
 produced by electrodynamic vibrator,
 28-4-101
 sawtooth
 instrumentation and shock test-
 ing related to, 28-4-218
 shock spectra, 25-2-137,
 34-3-223, 35-6-229
 shaping by double force method,
 35-6-149
 spectra from step pulses, 35-6-193
 square wave, produced by air shock
 wave, 28-4-94
 submicrosecond, damage produced
 by, 28-2-66
 tolerances for, 35-6-173
 triangular, produced by air gun,
 29-4-84
- Shock recorders, see also Package shock
 recorders
 for drop height measurement,
 27-4-132
 for ground transportation, 30-3-111
 Sandia development, 27-4-135
 for transportation hazards, 33-3-57
 in transportation tests, 35-5-33
 USAERDL development, 27-4-134
- Shock response, see Response
- Shock specifications, 31-2-224
 difficulty of defining realistic input,
 28-1-130
 for underwater explosions, 35-1-23
 using acceleration pulses, 35-6-173
 using spectra, 35-6-185
 WS-107A-2, 25-2-137
- Shock spectra, 34-3-211
 analog computer in analysis,
 33-2-182, 35-4-129
 from analyzer, 28-4-277
 concept, 33-2-8
 for design, vs ordinary spectra,
 28-1-130
 as design criteria, 32-3-23
 digital, by recursive filtering,
 33-2-173
 by digital computer, 28-4-197,
 34-4-60
 Dirac impulse in analysis, 28-1-130
 of earthquakes, 28-1-44, 29-3-162
 elementary considerations, 34-3-211
 for general forcing function, 33-2-211
 graphical computation, 25-2-188
 of ground shock, 28-1-66; 28-3-216;
 29-3-324; 32-2-169; 32-3-3, 74
 during gunfire, 34-1-85
 of half-sine pulse, 31-2-233, 34-3-223
 mathematical analysis, 25-2-142
 as measure of shock severity,
 25-2-230, 35-5-142
 measurement, 26-1-9
 in nonlinear systems
 analog computer in study,
 35-6-197
 technique, 35-7-253
 from nuclear explosions, 28-1-34,
 28-2-20, 30-1-108, 32-1-108
 of parabolic cusp pulse, 31-2-233
 with peaks and notches, 35-6-192
 practical variations, 34-3-223
 of pyrotechnic shock, 33-4-67;
 34-3-268; 35-6-163, 315
 of railroad humping, 30-3-138
 residual, related to Fourier integral
 spectra, 29-4-408
 at Sage facility, 29-2-24
 of sawtooth pulse, 25-2-137, 34-3-223
 of seismic explosions, 29-3-305
 for ship and submarine design,
 30-1-96
 of shipboard shock, 33-1-35
 from shock machines, 30-1-136;
 32-3-30, 38; 35-1-101
 simulation on electrodynamic shak-
 ers, 33-3-85
 from step pulses, 35-6-193
 from surface explosions, 28-3-1
 theory and application, 25-2-183
 for Titan hard base design, 28-3-272
 of torpedo water entry, 26-2-26
 of TOW missile, 34-1-153
 transients defined by, 35-6-249
 of truck environment, 35-5-24
 of underground structures, 28-1-75,
 29-3-124

Shock spectra—Continued
of underwater explosions, 26-1-89,
27-1-67, 30-1-65, 34-1-13

Shock test facilities

air gun for, 29-4-84, 35-6-119
air shock tube, 28-4-94
barge for, 30-1-88
cantilever beam for, 28-4-87
design, 35-3-243
fixtures for
characteristics, 27-4-26
mechanical design, 27-1-116
floating platforms, 29-1-12, 30-1-140,
33-2-150
sand-drop impact used in, 29-4-43
shock-shaker for, design, 30-5-12
shock tubes
conical shock waves from,
28-3-123
for loading of soils, 29-3-40
piezoelectric force gage used
with, 28-3-48
protective structures studied by,
32-3-220
for simulation
of blast effects, 28-3-123
of dynamic environment,
35-1-81
to simulate railcar impact, 30-3-138
sling shot water entry, 26-2-21
underwater explosions used in,
29-1-12

Shock test machines, see also High impact
shock machines and Hyge shock testers
calibration, 28-4-218
characteristics, 35-6-209
drop test
hydraulic programmer used with,
34-3-335
for package cushioning, 30-3-87
hand held, 34-3-329
mechanical, pulse shapes by,
35-6-209
programmer, 34-3-335
sand-drop, 29-4-43
modifications, 35-6-11
sawtooth, development, 25-2-137
shock springs for pulse shaping on,
35-6-23
slingshot, shock cord for, 35-6-11
spectra, 30-1-136, 33-1-42

Shock tests

of Atlas silo, 29-3-348

double-force programmer for,
35-6-149
by electrodynamic shakers, 28-4-101;
29-4-96; 33-3-85; 34-3-345;
35-6-41, 111, 163
with explosive gases, 34-3-311
with explosives, 35-6-69
of full-scale ship structures, 27-1-45
and instrumentation related to saw-
tooth pulse, 28-4-218
from measured environments,
31-2-25
methods, related to test specification,
31-2-224
optimum selection, 31-2-88
philosophy, 27-1-3
of Polaris system, 30-1-108
Primacord in, 35-6-83
response spectra in, 35-6-163
scaling laws for, 35-1-13
of shipboard equipment, 34-1-5
on ships and submarines, 29-1-5,
30-1-80
simulated deck for, 35-1-1
for simulation
of random vibration, 35-6-1
of reentry, 35-6-55
of sonar transducers, 35-1-23
specification, 31-2-224
with acceleration pulses, 35-6-173
by shock spectra, 35-6-185
of toroidal shock absorbers, 34-1-111
with vibration systems, 34-3-355
x-ray testing in, 35-1-81

Shock tubes, see Shock test facilities

Shock waves, see also Blast waves
in air, square wave shock by,
28-4-94

analysis, 28-4-277
from chemical explosions, recording
by optical systems, 28-3-59
from conical shock tubes, 28-3-123
Duhamel integral in study, 29-3-115
pressure from, at pressure hull,
34-1-53
propagation
analysis by Rankine-Hugoniot
equations, 28-3-69
in soils, model for study,
35-5-321
through materials, 35-3-73
in rock, 29-3-136
in soils, 28-3-1; 29-3-57, 100

- Shock waves—Continued
time-of-arrival detector for,
32-2-141
from underwater explosion, 33-1-57
- Signal detection using impulse crosscorrelation, 35-4-105
- Silencing, see Submarines
- Silica glass, Rankine-Hugoniot curves for, 29-3-76
- Silicon, piezoresistive effect, 26-2-102
- Silicone foam, characteristics, 30-3-106
- Silos, see also Hardened sites
acoustical measurements in, 29-1-65
for Atlas, 28-2-33
and cribs, design, 28-3-216
door for, dynamic analysis, 29-3-332
hardening, 28-1-84
launch from, missile noise during,
30-4-187
noise in, 29-4-326
for Titan, shock isolation in, 32-3-74
- Simulation, see effect or environment simulated
- Single-degree-of-freedom systems, response to exponential sweep rates, 33-2-296
- Sinusoidal vibration
advantages, 33-3-195
dwell and cycling, damage potential, 33-3-113
matrix methods in study, 34-3-139
modulated
Rayleigh distribution, 28-4-118
response to, 28-4-117
multiplication of signals, 35-2-113
and random vibration
analysis, 29-4-153
damage correlation, 27-2-139,
30-4-128, 33-2-279, 33-3-165
equalization for tests, 33-3-101
equivalence, 27-2-142, 29-4-218
equivalent test for, 34-2-137
response to, 34-5-103
response to, 31-3-127
during sweep, 35-4-151
of free-free beam, 29-4-32
substitute for random vibration,
28-4-114, 29-4-1
sweep rate, 28-4-225, 35-2-231
testing of nonlinear structures by,
33-3-195
work performed during sweep,
29-4-218
- Sirens, see Acoustic test facilities
- Skybolt missiles
flight vibration, 33-3-231
prediction techniques applied to,
33-3-231
- Slamming of ships, 34-4-205
- Slippery tables, see Auxiliary vibration tables
- Slope errors of power spectral density, 35-4-135
- Sloshing in Saturn vehicle, 30-4-75
- S-N curves
of aluminum alloys, 25-2-47;
29-4-256; 34-2-159, 267
of MIL-S-16113B material, 25-2-238
of steel, 29-4-223, 256; 34-2-159
- Snark missiles, 25-2-191, 27-2-67,
28-4-20
acoustic environment, 25-2-117,
27-2-185
acoustic tests, 31-3-1
sound pressure level, 28-4-25
vibration environment, 25-2-117
- Soil
bearing capacity, 32-3-188
displacement
induced by air blast, 29-3-145
above yielding structures,
28-3-36
dynamics, related to protective construction, 29-3-93
effect of viscosity on, 32-2-107
elasticity effect on stress waves,
32-2-107
equations of state, 29-3-76
of tuff, 29-3-1
models in study of shock propagation,
35-5-321
modulus of elasticity, 28-3-269

- Soil—Continued
 overpressure effects on, 29-3-192, 32-2-124
 particle velocity for tuff, 32-2-1
 radiographic observation of phenomena, 32-2-86
 shock waves in, 29-3-57, 100
 stress-strain characteristics, 29-3-57, 96, 305
 stress waves in, 32-2-107
 instrumentation to measure, 28-3-87; 29-3-57, 338
 testing
 by nuclear blast simulator, 28-3-146
 by shock tube loading, 29-3-40
- Soil-structure interaction
 of arches under blast loading, 32-3-159
 of shells, 29-3-126
- Solar radiation
 simulation, 30-5-125
 in space, 30-5-105
- Solid propellants
 accelerometer embedment in, 33-3-27, 34-1-203
 analysis of resonant burning in, 26-2-209
 for ASROC missiles, testing, 31-1-74
 dynamic properties, 33-4-171
 flow, interaction with vibration, 35-1-41
- Sonance, definition, 26-2-210
- Sound pressure levels
 acceleration produced by, 25-2-1
 on aircraft structures, effect, 25-2-18
 of B-52 aircraft, 28-4-1
 correlograms, 28-4-177
 effect of flame inhibitor on, 25-2-15
 of large missiles, survey by cross-correlation techniques, 26-2-314
 of liquid-fueled rocket engines, 25-1-8
 in Minuteman silos, 29-1-65
 of missiles, 30-5-37, 31-3-27, 33-3-236
 in Regulus I missile, 25-1-3
 of Saturn at static firing, 33-2-113
 of Snark missiles, 28-4-25
 spectra of jet engine, 26-2-295
 of Tartar missile, 25-1-60, 29-1-79
 from underground launch of missile, 29-4-351
- Space chambers
 simulation problems in, 27-3-209, 30-5-105
 survey, 30-5-1
- Space environment
 aging effect in, 30-1-55
 characteristics, 30-5-105
 of scientific satellites, 30-5-75
- Space vehicles, see Spacecraft
- Spacecraft, see also specific spacecraft such as Gemini spacecraft and Mariner spacecraft
 design factors for, 35-5-271
 docking
 shock during, 35-6-105
 tests with models, 33-3-97
 engine-structural coupling in, 33-4-179
 equipment, for high shock, 35-3-243
 modeling for noise reduction, 35-5-235
 orbital vibration effects on experiments, 35-7-87
 propellant behavior in tanks, 30-4-75
 response to vibration, 31-2-236
 shock in, by explosive devices, 34-3-259
 simulation of environment, 31-2-12
 structures
 damping in, 34-2-16
 design for vibration and acoustics, 33-4-201
 force transmissibility in, 35-7-205
 mathematical model, 35-3-95
 mechanical impedance, 31-2-236, 34-3-15
 shock response spectra, 35-6-331
 testing, 33-3-195
 vibration in, 30-4-163
 transportation environment, 35-5-21
 vibration
 prediction, 29-4-336, 33-1-15, 35-2-79, 35-7-67
 related to qualification testing, 35-2-203

- Spalling**
 analysis of threshold, 28-2-79
 theory, 29-3-227
 related to explosive shock,
 28-2-72
 in tunnels, 29-3-175
- Sparrow missiles, 25-1-1**
 flight vibration due to motor ignition
 shock, 29-1-92
- Spatial correlation in acoustic tests,**
 31-3-63
- Specification requirements**
 environmental factors related to,
 31-2-287
 from field data, 33-3-211
 of inertial equipment, 35-5-261
 measured vibrations related to,
 31-2-49, 33-3-179
 in United Kingdom, 34-1-131
 using response spectrum, 35-6-163
 from vibration data, 33-3-179
 vibration measurements translated
 to, 33-3-159
- Specifications, see also Standards, Shock
 specifications and Vibration specifi-
 cations**
 JAN S-44, 28-4-87
 MIL-C-172c, 34-3-177
 MIL-C-26861, 30-3-66
 MIL-E-1, 25-2-292
 MIL-E-4970, 31-2-64
 MIL-E-5272, 25-2-170
 applied to Hound Dog missiles,
 28-1-187
 MIL-E-5400, 25-2-221
 MIL-P-116, 34-4-261
 MIL-P-7936, 34-4-261
 MIL-S-901, 29-1-5
 MIL-S-901B, 27-1-116
 MIL-S-901C, 30-1-131, 35-1-1
 MIL-STD-167, 31-1-1, 34-5-145
 MIL-STD-810, 34-4-263, 35-5-129
 background, 31-2-34
 MIL-T-18404, 26-2-27
 MIL-T-23103 (WEP), background,
 31-2-38
 philosophy, 25-2-67
 problems, 34-4-133
 panel discussion, 31-2-287,
 34-4-153
 of random vibration tests for iso-
 lators, 29-4-106
- related to containers, 30-3-57
 vibration data to develop, 34-4-137
 for vibration tests, 33-3-203,
 34-4-200
 writer's viewpoint, 27-4-92
- Spectra, see specific types such as Fou-
 rier spectra, Proximity spectra, and
 Shock spectra**
- Spectral analysis**
 airborne instrumentation for,
 31-3-150
 and correlation of time-varying data,
 26-2-237
 spectrograms
 of complex waves, 27-2-140
 showing three-dimensional plot
 of missile noise, 25-2-117
 using filters, 33-2-273
- Spectral analyzers**
 for acoustic data, 31-3-240
 evaluation, 25-1-159
 for shock environment, 29-4-138
- Spectral synthesizers for acoustic testing,**
 27-2-219, 31-2-123
- Spoilers**
 aerodynamic, to reduce shock loads,
 32-2-151
 vortex, on missile models, 26-2-171
- Springs, see specific types such as Liquid
 springs, Nonlinear springs and Pneu-
 matic springs**
- Stability, see Beams**
- Stable platform**
 effect of random vibration on,
 27-2-147
 motions, mathematical analysis,
 27-2-147
- Stagnation enthalpy of plasma jet, 27-2-22**
- Stagnation pressure of hypersonic body,**
 27-2-23
- Standards, see also Specifications**
 for data acquisition, 31-3-254
 for environmental testing, 31-2-34
 of equalization accuracy and cross-
 talk, 33-3-219

- Standards—Continued**
 for shock tests, 35-6-173
 of vibration tests, 33-3-200, 203, 219
- Static analysis, matrix-force method,**
 34-2-121
- Static firing tests**
 compared with flight vibration,
 25-1-67
 of missiles
 facility for, 25-1-79
 noise, 25-1-52
 of rocket motors, test fixture for,
 28-4-165
 for Saturn, 30-4-6, 85
 sound pressure level at, 33-2-113
 stand for
 for high-altitude testing, 25-1-84
 with soft mount, 25-1-79
 of Titan missile, 31-2-9E
 of weapons systems, 27-3-52
- Statistical analysis**
 of combined environmental testing,
 27-3-152
 data reduction by, 25-2-129
 of electron tube test data, 25-2-293
 of environmental criteria and safety
 factor, 29-4-274
 in estimating techniques, 28-4-1
 of experiments, 26-2-34
 of rough handling, 25-2-103
 of spectral density function, 26-2-257
 of vibration data, 29-1-120, 29-4-120,
 31-3-195, 33-1-1, 34-4-148
- Steel**
 and aluminum, S-N curve, 29-4-256
 brittle fracture, 28-4-273
 fatigue curves for, 35-5-271
- Stiffness matrix**
 for ring segment, 35-7-149
 in study of elastic model, 35-3-149
- Storage temperatures in the world,**
 31-3-278
- Strain gages**
 on elastic structures to measure
 transient loads, 33-3-63
 to obtain vibration modes, 25-2-283
- Strain rate, effect on yield stress,**
 33-4-141
- Strain sampling as measure of environ-
 ment severity, 25-2-221**
- Stress, see also Critical stress**
 analysis, of structures, 34-2-167
 concentration
 in rock cavities, 32-2-55
 in vibration specimens, 35-5-271
 power spectra, related to fatigue life,
 29-4-253
 in rock due to blast, 32-2-8
 rupture curves for stainless steel,
 27-2-3
 in soil, instrumentation to measure,
 29-3-338
 near underground shelters, 32-2-55
 waves
 propagation in locking media,
 29-3-30
 in soil, 32-2-107
- Stress law in study of cushioning mate-
 rials, 28-4-65**
- Stress-strain**
 analysis at tunnel boundary, 29-3-112
 characteristics of soil, 29-3-96
 curves
 of cushioning materials,
 25-2-315, 327
 dynamic measurement, 25-2-144
 for polystyrene foam, 32-3-12
 of polyurethane foam, 28-3-122
 for soil, 29-3-305
 for vermiculite concrete, 32-3-12
 relationships of soils, 29-3-57
- Strouhal's number, graph, 26-2-172**
- Structural analysis**
 of cylindrical shells, 35-3-1
 of Pegasus, 34-2-27
 sonic testing in, 31-2-181
 of truss structure, 34-2-113
- Structural damping, see also Damping**
 modal response of resonant beam
 with, 35-7-231
 in panels, 25-2-48, 26-2-278 —
 in ships, 33-4-43 —
 in spacecraft, 34-2-16
- Structural design**
 for acoustic environment, 25-1-42
 of AOSO, 35-2-203
 of arches and domes, 28-1-63

Structural design--Continued
severity factor in study, 25-2-221
using viscoelastic laminates,
34-5-205, 35-7-239

Structural feedback
analysis, 26-1-51
equations, 27-4-4
of Saturn, 34-2-197
of Thor, 34-2-177

Structural response, see Response

Structural vibration
digital computer in study, 34-2-27
modal density in study, 31-3-12
in Naval aircraft, 25-1-127
related to acoustic noise, 28-4-1
in space vehicles, 30-4-163

Structures, see also specific types such
as Aboveground structures, Protective
structures, and Aircraft

acoustic tests, 29-4-317
apparent mass, 34-3-84
apparent weight, 34-3-15
design

by impedance methods, 34-1-67
using viscoelastic materials,
34-5-211

dynamic tests, theory, 35-2-1
dynamics, direct stiffness method in
study, 35-3-149

fatigue life, prediction, 34-2-159
ground shock effect on, 29-3-100
internal dynamics, measurement,
35-4-11

metal, vibrational energy losses at
joints in, 33-4-189

mobility, by correlation techniques,
35-7-101

models
in acoustic fatigue studies,
30-4-140
and influence coefficients in dy-
namic analysis, 34-2-159

noise and vibration transmission
through, 33-2-26

resonance and control loop, dynamic
coupling between, 35-3-169
stiffness, model tests to determine,
28-1-155

Thevenin theorem in study, 34-3-79
vibrating

material damping in, 34-5-177
pressure effects on damping,
34-5-197

vibration fatigue in, 30-4-180,
35-5-271

vibration transmission through,
33-2-13

with viscoelastic damping, charac-
teristics, 34-5-155

Subharmonic response of elastic beam,
34-2-19

Submarines, see also Pressure hulls and
Ships

damage, from underwater explosion,
34-1-53

motion
digital computer in study,
29-1-32

from nuclear detonation,
26-1-79, 106

OBDURATE, 34-1-5

response to underwater shock,
33-1-64

shock design for, under explosive
attack, 34-1-53

shock environment while under attack,
33-1-57

shock reduction on board, 34-1-1
shock spectra for design, 30-1-96

shock tests on, 29-1-5, 30-1-80
silencing, by noise monitoring,
34-1-79

SSGN, 26-1-106

ULUA (SS 428), 35-1-23

USS Albacore (AGSS 569), 29-1-39

USS George Washington, 29-1-39

vibration
from maneuvers, 26-1-106
monitoring, 34-1-79
survey, 29-1-39, 31-1-1

Superposition techniques, response of
structures by, 35-7-197

Supersonic flight, noise sources, 28-4-48

Supersonic flow, acoustic level in, 35-7-19

Supersonic test tracks, see also Rocket-
propelled sleds

characteristics, 27-3-1, 13
Holloman track, combined environ-
mental testing on, 31-2-194

SNORT
characteristics, 27-3-30
vibration, 34-2-51

- Surveyor spacecraft, 35-2-49
design loads for, 35-3-95
- Survival, see Weapon systems, survival and Vulnerability
- Suspension systems
design, 31-2-245, 34-3-193
for vibration testing of launch vehicles, 35-2-191
zero spring rate, 33-3-97
- Synergetic effects of combined environments, 27-3-165, 35-2-97
- Systems, see also specific types such as Multi-degree-of-freedom systems, Suspension systems, and Weapons systems
development, testing philosophy, 31-2-137
evaluation, by laboratory tests, 31-2-137
reliability, vibration control for, 29-4-241
resonance, as function of vibration test parameters, 34-5-145
tests
vs component testing, 31-2-273
on dynamic restraints, 27-3-52
- T
- T-38 aircraft, 28-4-20
- Talos missiles, 34-2-213
aerodynamic heating, 26-1-29
flight vibration environment, 30-1-165
response
to hard-target impact, 34-1-141
to shock, 33-2-150
- Tanks, see Fuel tanks and Tracked vehicles
- Tartar missiles, 26-1-51, 94
acoustic environment, 25-1-60, 29-1-79
magazine and launcher, 27-1-110
near-miss shock test, 28-1-175
- Taylor's theory, hull motion from, 34-1-14
- Telemetry
clevis for, in study of parachute delivery, 30-3-327
errors in systems, 34-4-67
of flight vibration, 31-3-150
IRIG standards and FM constant deviation, 34-4-63
of missile vibration, limitations of IRIG standards, 26-2-96
recorders compared with, 35-1-29
standards, for vibration measurements, 34-4-63
systems
PCM, sample rate, 34-4-107
for Saturn, 30-4-1
tutorial discussion, 34-5-15
- Telephone lines
glaze on, 31-3-278
and power lines, von Karman vortex in study, 26-2-178
- Temperature, see High temperature and Low temperature
- Temperature chambers
design of temperature controller for, 34-5-149
for high-altitude simulation, 27-3-199
push rods in, 27-3-130
vibration test stand for use in, 33-3-149
- Temperature measurements by Thermocolor, 26-1-29
- Temperature transients
effects on accelerometer sensitivity, 35-4-37
measurement, 28-4-202
- Terrain roughness measured by profilometer, 30-3-8
- Terrier missiles, 26-1-51, 94
shipping container for, 30-3-185
- Test criteria
for jet aircraft equipment, 34-4-137
from measured data, 34-4-200
- Test facilities, see also Acoustic test facilities and Shock test facilities
blast load generator, 28-1-116
combined environment, 27-3-135, 145; 28-4-131
floating platform used as, 33-2-150
high altitude temperature, 27-3-199
for high temperature vibration tests, 33-3-137

- Test facilities—Continued**
 multi-environment equipment for, 35-2-97
 at NASA Langley, 31-2-12
 for Polaris support system, 27-1-123
 for shock absorbers, 30-1-119
 for simulation of radiation environment, 30-1-24
 for space simulation, 27-3-209
 for vehicles at Aberdeen Proving Grounds, 26-2-61
 water-impact, 28-4-125, 143
- Test programs**
 for guided missiles, 27-2-59
 of hardsite system, 29-3-348
 for missile components, 27-3-152
 for Nike-Zeus missiles, 31-1-21
 of Polaris support systems, 27-1-123
 test-to-failure concept in, 27-3-165
 use of noise in, 27-2-211
 vulnerability concept in, 29-1-110
- Test tracks, see Supersonic test tracks**
- Tests, see also specific types such as**
 Dynamic tests, Environmental tests, and Vibration tests
 on AGE equipment, procedures, 34-5-255
 of developmental systems, philosophy, 31-2-137
 to failure and failure analysis in reliability program, 33-3-189
 fatigue failure in development, 35-5-37
 of feasibility of underground structures, 28-3-233
 with influence coefficients in study of wing vibration, 27-2-90
 levels, from field data, 29-4-359
 in multi-directions, 31-2-172
 panel session on philosophy, 31-2-273
 with pneumatic actuator, 34-3-275
 of randomness, autocorrelation functions in, 31-3-195
 systems, for transportation environment, 33-4-83
 thermal, of electronic equipment, 31-2-38
 underwater explosion, 27-1-45
 of weapons systems, planning, 29-4-66
- Thermal environment of reentry simulation, 27-2-4**
- Thermal insulation, fixtures providing, 34-5-267**
- Thermal power, transducer for, 28-4-202**
- Thermal shock, characteristics, 25-2-70**
- Thermal-vacuum tests**
 techniques, 30-5-1
 of transit satellite, 29-4-52
- Thevenin theorem in study of structures, 34-3-79**
- Thor missiles**
 flight vibration data compared with vibration survey, 33-2-47
 guidance section, combined environmental tests, 27-3-128
 isolation of hardened site for, 28-1-84
 longitudinal oscillation, 34-2-177
- Three-axis tests, see Multi-axis tests**
- Thrust**
 build-up of Saturn vehicle, 30-4-85
 gage, response to forcing function, 26-2-88
 measuring instrument, cantilever beam type, 26-2-75
 vs nozzle diameter, 31-3-31
- Time compression, delay lines for, 35-4-218**
- Time series, trend removal from, 26-2-243**
- Time-varying data, correlation and spectral analysis, 26-2-237**
- Tiros spacecraft, 34-3-22**
- Titan missiles, 28-3-175, 30-1-199, 30-4-187, 31-3-150, 32-3-115, 33-2-89, 34-1-163**
 acoustic environment, 31-3-12, 35-7-1
 acoustic problems of underground launching, 29-4-317
 captive firing, 31-2-98
 prediction of vibration environment, 29-4-327
 response to ground shock, 31-2-119
 self-induced oscillations, 26-2-180

- Titan missiles—Continued
 shock isolation, 32-3-74
 vibration spectra, 33-3-231
- TNT, see Explosives
- Toggle vibrators, equations of motion, 27-3-108
- Toroidal shock absorbers, see Shock isolators
- Torpedoes
 Mk 43, Mod 1, 26-2-22
 sound radiation from, 26-2-206
 water entry, shock spectra, 26-2-26
- Torsional vibration
 of Saturn, 30-4-56, 61
 shear modulus from, 35-7-261
- TOW missiles, launch environment, 34-1-153
- Towers, design for blast resistance, 28-3-210
- Track sleds, see Rocket-propelled sleds
- Tracked vehicles, see also Armored vehicles and Battlefield vehicles
 acceleration spectral density, 35-5-115
 road noise, 30-1-193
 Sheridan tanks, vibration in, 34-1-85
- Tracking filters
 for changing conditions, 35-2-107
 in random tests, 35-2-41
- Tracking rate, frequency error, 35-2-114
- Trailing wire instrumentation in study of missile environment, 25-2-126
- Transducers, see also Accelerometers and Displacement gages
 in development of package shock recorder, 25-2-110
 electro-pneumatic, 31-2-181
 isolated, elimination of ground loops by coupler, 27-3-211
 placement on Saturn vehicles, 30-4-11
 response to applied torque, mounting technique related to, 33-3-13
 for shock velocity, 33-3-57
 sonar, shock testing, 35-1-23
 for thermal power, 28-4-202
- Transfer functions
 analog computer in study, 25-2-253
 Fourier transform method of obtaining, 25-2-253
 Guillemin's impulse method, 25-2-253
 mathematical analysis, 25-2-247
 Nixon's slope method of obtaining, 25-2-253
 transient response of elastic systems by, 35-3-187
- Transfer impedance of isolation devices, 34-3-135
- Transforms, see cis-hyperbolic transforms and Fourier transforms
- Transient data
 analysis, 25-2-253, 34-4-55
 digital computer handling, 28-4-197
 distortion compensation, 35-4-231
- Transient loads, see Shock loads
- Transient response, see Response
- Transit satellites navigational system, thermal-vacuum test, 29-4-52
- Transmissibility, see also Force transmissibility
 automatic plotters, 29-4-191
 of cushioning materials, 30-3-66
 of damped plates, 34-5-166
 of damped single systems, 30-3-227
 of friction damped systems, 35-5-182
 of isolation systems, 35-5-227
 of multi-resonant systems, 26-2-203
 tests
 of Bullpup missiles, 31-1-83
 of missiles, 26-2-10
 with vibration absorbers, 28-4-57
- Transportation environment
 Army position on criteria, 34-4-243
 of containers, 34-4-263
 data analysis, 35-5-115
 definition, 30-3-27
 effect on failure, 27-4-106
 of instrument trailers, 26-2-49
 instrumentation for, 30-3-111, 34-4-255
 laboratory tests from, 35-5-37

Transportation environment—Continued
panel on, 30-3-339
of road trailer, 30-3-240
of rocket motors, data on, 35-5-87
of Saturn missile, 33-4-111
shock
 on commercial carriers,
 34-4-259
 Impact-O-Graph in study,
 25-2-103
 and vibration, 26-2-56, 34-4-243
shock velocity recorder for, 33-3-57
of spacecraft, 35-5-21
survey, 26-2-56
test system for, 33-4-83
tests
 development, 30-3-111
 instrumentation for, 35-5-32, 57
 of Minuteman missile, 30-1-211
of trucks, 30-3-36, 45; 31-1-51
vibration, 34-1-85, 34-4-243
vibration tests, 27-3-189
 basis for specification, 30-3-122
 specifications on, 35-5-129

TREE related to military electronics,
30-1-8

Trucks

transportation environment,
30-3-36, 45; 31-1-51
 data on, 31-3-81; 35-5-37, 57
 field measurements, 33-4-99
 on rough roads, 35-5-21
 shock spectra, 35-5-24
 study, 31-3-102
 survey, 35-5-1
vibration, road conditions influence
on, 30-3-36

Tunnels

adjacent stress, 32-2-55
blast loads in, 28-3-129
design, 28-3-223
distortion due to blast loads, 32-2-92
nuclear detonation effect on, 29-3-112
response to explosions, 32-1-91
in Sage facility, 29-2-11
shock isolation in, 29-3-310
shock pressures in, due to nuclear
 detonation, 28-3-14
shock spectra, 29-3-124
spalling, 29-3-175
survival, 28-3-245
to underground structures, 32-1-138

Turbulence, aerodynamic, as source of
vibration, 31-1-48

Turner's method of obtaining wing vibra-
tion, 27-2-81

Two-degree-of-freedom systems, re-
sponse to random excitation, 28-4-232

U

Underground structures, see Protective
structures

Underwater explosions

damage due to, 29-1-5
 on submarines, 34-1-53
effects
 on ships, 26-1-71, 84; 27-1-45
 on Talos missiles, 33-2-150
missile launcher shock due to,
26-1-100
of Operation Hardtack, 27-1-61
pressure wave, 25-1-185
shipboard shock from, 30-1-65;
35-1-1, 101
shock environment from, 34-1-13
shock response to, 34-1-5
shock specifications for, 35-1-23
shock test facility using, 29-1-12
shock wave due to, 33-1-57
submarine shock from, 26-1-106,
28-1-147

Urethane materials, damping, 35-5-159

V

Vacuum

accelerometer mounts, in vibration
tests, 34-1-181
pumps, for space chambers, 30-5-105
survey of test chambers, 30-5-1
techniques, fixture attachment by,
31-2-189
vibration of sandwich panels in,
35-2-131

Vacuum tubes

noise in, 30-4-114
output due to noise environment,
25-2-34
proposed standard test for, 25-2-292
response to noise, 25-2-63

Vanguard missiles, von Karman vortex forces on, 26-2-171

Vehicles, see also specific types such as Battlefield vehicles, Tracked vehicles, and Trucks

development, instrumentation in, 31-3-167

dynamics, analog computer in study, 30-3-243

environment of Munson test area, 26-2-49

identification, by acoustic techniques, 34-1-103

mathematical models, 35-5-71

military

noise and vibration reduction in, 34-2-271

vibration and shock in, 30-3-36

motion

analog computer in study, 33-4-84

simulation, 30-5-61

personnel carriers, dynamic environment, 35-5-115

predicting vibration levels in, 28-4-1

shock and vibration environment, 26-2-56, 31-3-301

vibration environment on paved roads, 33-4-95

Velocity

change in, of water entry shock, 26-2-28

measurement, by photovoltaic diodes, 35-6-11

Velocity gages used in shipboard shock tests, 29-1-12

Velocity generators, waterjet actuators, for sled tests, 35-6-47

Vermiculite, shock mitigating characteristics, 32-3-12

Vibration, see also specific types such as Flight vibration, Random vibration, and Shipboard vibration

and acceleration combined, 27-3-135, 145

by acoustic coupling, 35-7-31

acoustic environment simulated by, 34-5-83

and acoustics, equivalence, 30-4-103

from aerodynamic turbulence, 31-1-48

of armored vehicles, 35-5-115

of ASROC torpedo motor, 31-1-74

axial, of missiles, design problems due to, 33-4-179

bending, of Saturn vehicle, 30-4-61

at boost phase, prediction, 35-7-25, 31

characteristics

of low aspect ratio wing, 27-2-81

of missile structures, 26-1-51

component analyzer, in modal analysis, 29-4-38

control

with fiber metallurgy, 35-7-261

for system reliability, 29-4-241

critique of simulation, 28-4-157

cumulative damage due to, 25-1-165, 25-2-200

damping

in structures, pressure effects on, 34-5-197

with vibration absorber, 28-4-60

of viscoelastic materials, 35-5-159

design of space vehicle structures

for, 33-4-201

effects

on guidance system, 27-2-67

on gyros, 26-1-43

energy dissipation in damper by viscoelastic suspension, 35-7-213

energy losses from, at joints in metal structures, 33-4-189

equipment design with respect to, 25-1-120

fatigue due to

of cantilever beams, 31-3-32

decision theory in study, 35-5-307

in structures, 30-4-180

feedback, analog computer in study, 35-1-41

fragility, in design of equipment, 25-2-191

human response to, 34-4-173

interaction, of foundation and piping, 29-4-307

levels

in F-111 aircraft, prediction, 33-2-34

of large missiles, 25-1-67

in vehicles, prediction, 28-4-1

logarithmic sweep, response of structures to, 35-2-231

longitudinal

in missile system, 35-1-41

of Thor booster, 34-2-177

Vibration—Continued

- low-impedance coupler, 27-3-211
- low-level, measurement, 27-4-79, 34-5-141
- in low-level flight, 34-3-169
- mass effect on frequency, 31-2-216
- microwave equipment sensitivity to, 34-2-129
- of military vehicles, 30-3-36
- of multilayer shells under dynamic loads, 35-3-27
- and noise, correlation, 33-2-84
- of plates and boxes, effect of varying altitude on, 30-5-116
- predicted, vs measured vibration, 33-2-102, 33-3-231
- prediction, 35-5-310
- probability of survival of missiles in, 26-2-39
- problem, in astroinertial guidance, 35-3-169
- program, of Nike-Zeus missile, review, 31-1-21
- radiant heat combined with, 26-1-24
- reduction
 - in military vehicles, 34-2-271
 - vibration absorber in, 33-4-149
- response of vibrating systems to frequency variations, 29-4-197
- rocket component response to, prediction, 35-3-21
- of Saturn
 - characteristics of scale model, 30-4-30
 - at low frequency, 34-2-197
 - prediction, 30-4-24
- self-induced
 - impedance measurements in study, 34-3-101
 - of Titan and Redstone missiles, 26-2-180
- sensitivity
 - fingerprinting in study, 27-2-98
 - of instruments to, 35-7-87
- severity, assessment, 26-2-259
- technology, reflections on, 33-2-8
- of Titan, prediction, 29-4-327
- transient, ballistic pulsers in study, 35-2-221
- transmission
 - through structures, 33-2-13, 26
 - by viscoelastic layers, 34-5-99
- transonic
 - prediction, 35-7-3
 - of Ranger spacecraft, 35-2-75

- Vibration absorbers, see also Vibration isolators
 - active, rotor unbalance reduced by, 33-4-149
 - damped, equations of motion, 28-4-57
 - response to white noise, 28-4-232
 - for ships, design, 33-4-1

- Vibration analysis, 25-1-151
 - of accordion mode, 35-3-107
 - accuracy, 29-4-113
 - of cluster beam, 33-2-131
 - of combination of random and sinusoidal vibration, 29-4-153
 - component analyzer in, 33-2-264
 - by computers, 35-4-193
 - of field data, 31-2-202
 - on inertial platform for Gemini, 35-7-55
 - by mechanical impedance techniques, 33-4-17
 - of missile transporter, 30-3-243
 - of multiple-tank missile, 29-4-233
 - by Rayspan analyzer, 26-1-33
 - of scale model of Nimbus spacecraft, 33-2-57
 - of Sergeant flight, 26-1-61
 - of SNORT test track, 34-2-51
 - of stresses in rotor blades, 35-2-263
 - using autocorrelation function, 33-2-305

Vibration data

- acquisition, 31-3-254
- analysis, 26-2-231, 31-2-49, 33-1-71
 - by computer, 29-4-126; 31-3-225; 35-4-151, 193, 223
 - crosscorrelation function in, 33-2-286
 - design improvements by, 34-1-27
 - quick-look technique, 29-4-179
 - on ships, 33-2-243
- analyzer for, 31-3-232, 240
- from Athena booster, 35-6-353
- on ballistic missiles during reentry, 35-7-9
- environmental specifications developed from, 31-2-49, 33-3-179, 34-4-137
- of HiBex missiles, 35-7-25
- in laboratory tests, 33-3-159
- from land shipments, 33-4-99
- levels for Saturn launch vehicle, 33-2-102
- of Mercury-Redstone vehicles, 30-5-132

Vibration data--Continued

nodes and antinodes in study, 33-3-211
nonstationary, analysis techniques, 33-2-259
panel discussion, 28-4-256
power spectral density analysis, 29-4-183
of ramjet vehicle, 26-2-7
reduction, for Saturn vehicle, 30-4-16
in Regulus I missiles, 25-1-4
of rocket-propelled sleds, 27-3-30
of Sergeant missiles, 26-1-61, 27-1-133
of ships, 26-1-94, 29-1-39, 34-4-115
of Snark missiles, 25-2-117
from solid propellant motor, 26-1-61
statistical techniques in study, 29-4-120, 31-3-195
of submarines, survey, 29-1-39, 31-1-1
of supersonic track sleds, 27-3-1
of Thor vehicles, comparison during prelaunch and flight, 33-2-47
in transportation media, 26-2-56
of vehicles on paved roads, 33-4-95
wave analyzer in analysis, 25-1-159
for wheeled vehicles, 30-3-45

Vibration exciters

attachments for portable cases, 34-5-255
characteristics, 30-3-122
 in random testing, 27-2-121
 of thrusters, 30-5-4
electrodynamic
 design, 25-2-65
 shock testing by, 28-4-101; 29-4-96; 31-2-144; 33-3-85; 34-3-345, 355; 35-6-41, 111, 163
equalization, 33-3-109
hydraulic, broadband, 35-2-157
mechanical, crosstalk in, 33-3-107
mounting, 27-4-79
multiple, random excitation with, 35-2-85
natural frequency determination by, 34-3-95
for quality control tests, 27-3-65
reaction, flexure stabilization, 33-3-107
simulation of acoustic noise by, 33-3-125
with toggle mechanisms, 27-3-101
using fluid modulation, 30-5-12

Vibration isolation

of buildings, 27-4-79
with control of angular alignment, 30-1-178
friction damping for, 35-5-179
mechanical admittance in study, 30-2-43
of packaged equipment, trends in, 30-3-57
on rocket-propelled sled, 27-3-30
of satellite instruments, 34-3-185
in ship structures, theory, 26-2-201
systems
 for aircraft, 34-3-169
 transmissibility, 35-5-227
with viscous damping, 35-5-217

Vibration isolators, see also Vibration absorbers

coupled-compression, 29-4-299
design for gyros, 30-1-167
focused on center of gravity, 34-3-193
free play used as, 27-1-110
with low shock amplification, 34-3-177
not mounted at center of gravity, 33-4-127
pneumatic, for rocket-propelled sleds, 27-3-18
pneumatic springs, 35-5-217
requirements for, 34-1-37
for shipboard use, 34-1-47
specification of random tests for, 29-4-106
transfer impedance, 34-3-135

Vibration measurements, see also Telemetry

by force transducers, 34-4-45
by microwave interferometer, 35-4-23
on Saturn vehicles, 30-4-11
of Snark environment, 25-2-117
translated to specification tests, 33-3-159
tutorial discussion, 34-5-15
unattended recorder for, 34-4-1

Vibration modes, see Modal analysis

Vibration response, see Response

Vibration specifications

comments on, 27-4-43
for missiles, 31-1-83
for packaging, survey, 30-3-27
for Saturn SA-1, 30-4-24

- Vibration specifications—Continued
for Snark missiles, 27-2-68
in transportation, 30-3-122, 35-5-129
- Vibration spectra
derivation of charts, 33-1-35
graphical method of obtaining rms values, 34-2-225
from hybrid computer, 35-4-193
of shipboard equipment, 33-1-44
of Titan missiles, 33-3-231
- Vibration test fixtures, see Fixtures
- Vibration tests, see also Force-controlled vibration tests
aerodynamic heating combined with, 25-1-92
control devices used in, 34-5-93
of Corporal components, 26-2-16
damage prediction during, 31-2-29, 34-2-144
deflections due to, measurement, 34-4-103
derivation, 28-4-1
design of bolted joints for fixtures, 34-5-273
development, panel sessions on, 29-4-359
effect of detuning in coupled systems, 29-4-226
failure analysis in, 33-3-191, 34-1-131
of ground equipment, 34-5-255
at high temperature, 33-3-153
induction heater for, 33-3-19
horizontal
 fixture design, 34-5-231, 262
 oil film table for, 25-2-93, 27-4-46, 31-2-303
of large packages, test facility for, 30-5-4
of launch vehicles, suspension system for, 35-2-191
levels
 reliability program in study, 33-3-183
 using fatigue criteria, 34-5-55
from measured environments, 31-2-25, 33-3-159
mechanical impedance simulation in, 33-4-47
of Mercury capsule, 30-5-97
with multiple frequency, 35-2-107
multipoint control, 33-3-211, 35-2-165
on Munson test course, 31-2-64
of nonlinear structures, distortion in, 33-3-195
optimum selection using decision theory, 31-2-88
parameters, effect on system resonance, 34-5-145
phase measurement in, 31-3-127
philosophy, 27-4-1; 28-4-157, 225; 29-4-241
of Pojaris, levels for, 29-1-110
procedures
 equalization problems in study, 34-5-1
 for OAO satellites, 31-2-77
for production
 criteria for, 25-2-174
 of electronic equipment, 25-2-170
 termination points, 25-2-175
program
 design evaluation by, 34-2-239
 from fatigue damage data, 27-2-129
 for gyros, 27-2-147
 on Saturn test vehicles, 30-4-40
 for supersonic missiles, 28-4-189
protection circuits for, 33-3-79
quasi-sinusoidal, 28-4-114
in reliability estimation, 33-3-189
of rocket engines, 33-3-27
shock used for, 34-3-253
specification, 30-1-162; 33-3-179, 203, 219; 34-4-200
 reliability considerations in, 34-4-147
 for shipping containers, 25-2-337
systems for
 equalization, 33-3-109
 shock testing with, 34-3-355
 use at very low levels, 34-5-141
techniques, mechanical impedance in study, 34-5-221
in three axes, 27-3-71, 31-2-172
transmission of force by viscoelastic layers, 34-5-99
of transportation environment, 27-3-189; 30-3-122; 35-5-37, 129
types, 28-4-225
vacuum drive pad in, 34-1-181
very high level, 35-7-25
- Vibration transducers
calibration, 27-4-127, 34-4-13
calibrators for, 33-3-45
survey of problems with, 26-2-90

Villari effect in study of magnetostriction, 26-2-123

Virtual work principle in study of cylinder deflection, 26-2-185

Viscoelastic damping, see Viscous damping

Viscoelastic materials
characteristics, 34-5-110
design of structures using, 34-5-211
laminated, in structural design, 34-5-205, 35-7-239
shear modulus, by mechanical impedance, 35-7-267
vibration damping, 35-5-159, 35-7-213

Viscous damping, see also Damping
in fatigue studies, 26-2-298
isolation with, 35-5-217
in plates, transmissibility, 34-5-166
in satellites, 34-3-185
in structures, characteristics, 34-5-155

Von Karman vortex
forces, on Vanguard missiles, 26-2-171
in study of telephone and power lines, 26-2-178

Vortex shedding
in design of towers and other structures, 34-2-279
at supercritical Reynolds number, 26-2-147, 180

Vulnerability
of aircraft
to blast, 28-1-56
to nuclear detonation, 28-2-59
concept, to develop test programs, 29-1-110
of electronic equipment to air blast, 29-2-50
to missile attack, 27-1-14
of ship weapons, 28-1-125
of ships, 29-1-48, 35-1-23
from systems viewpoint, 27-1-22
of tunnels, 28-3-245
of underground structures, 28-3-242, 32-1-123

W

Water entry
of radome, 28-4-141
retardation following, 25-2-157
shock
damage criteria, 26-2-28
of data capsule, 28-4-120
instrumentation for, 26-2-23
prediction, 35-7-77
simulation, 27-3-87, 35-6-119
test facilities, 28-4-125, 143

Water impact, see Water entry

Water jet actuators, design, 35-6-47

Wave analyzers
in analysis of vibration data, 25-1-159
in study of amplitude distribution and power spectral density, 26-2-231

Waveforms
analysis, amplitude distributions in, 26-2-271
distortion, analog computer in study, 33-3-195

Weapon systems
captive testing, 27-3-52
combined environmental testing to avoid failures, 35-3-227
concept applied to hardening, 28-1-7
survival in hot-war environment, 28-1-125
test planning, 29-4-66

Wertheim effect in study of magnetostriction, 26-2-123

Whirl towers for parachute testing, 30-5-51

White noise
definition, 25-2-179
effect on gyro drift, 25-2-277
response to, 25-2-249
of vibration absorber, 28-4-232

Williams' method of obtaining wing vibration, 27-2-81

Wind tunnels
prediction of transonic buffeting from data, 34-2-1
spark heating in design, 27-2-40

Wind velocity, see Critical wind velocity

Y

Wings

- aircraft, mathematical model, 33-2-221
- low aspect ratio, vibration characteristics, 27-2-81
- vibration, Williams' and Turner's method of obtaining, 27-2-81

Work, due to damping, 29-4-218, 30-4-128

X

XQ-5 drone missiles, powered flight vibration, 26-2-7

X-rays

- in shock testing, 35-1-81
- in study of dynamic soil behavior, 32-2-86

Yield stress, strain rate effect on, 33-4-141

Yielding structures, see also Crushable structures and Honeycombs

- response to shock loads, 30-3-302
- shock attenuation by, 26-2-215
- soil deformation above, 28-3-36
- with step input, equations of motion, 26-2-221

Young's modulus, see Modulus of elasticity

Z

Zero gravity

- characteristics, 25-2-70
- suspension systems, 33-3-97

Zero shift of piezoelectric accelerometers, 26-2-110, 29-4-377

Part II
Author Index

Shock and Vibration Bulletins
25 Through 35

AUTHOR INDEX

A

Ablow, C. M., 29-3-57
 Abstein, H. T., 35-2-49
 Achter, M. R., 26-2-287
 Adams, E. C., 27-4-46
 Adams, J. L., 35-3-243
 Adkins, A. W., 35-6-41
 Agbabian, M. S., 32-1-123
 Ahlers, E. B., 32-1-28
 Ahroon, T. A., 27-1-22
 Aichroth, W. W., 34-3-259
 Alderson, R. G., 33-2-150
 Alexander, W. M., 30-5-92
 Alfonsi, P. J., 34-5-125
 Allen, R. L., 33-3-27
 Allen, W. N., 30-4-22
 Allgood, J. R., 28-3-252
 Alverson, R. C., 29-3-57
 Anderson, M. T., 27-2-175
 Ankeney, D. P., 27-3-30
 Apfel, R. E., 35-5-235
 Apgar, J. W., 28-4-87,
 31-2-64
 Arcilesi, C. J., 35-3-207
 Arendt, P. R., 30-1-55
 Arnold, A. A., 33-3-149
 Arnold, J., 34-4-55
 Arnold, J. T., 35-7-137
 Aspinwall, D. M., 35-5-307
 Atchinson, C. M., 26-1-84,
 28-1-5, 29-1-5
 Atchison, S. C., 28-4-197
 Augustine, C. F., 35-4-23

Auld, H. E., 32-2-141
 Avery, H. B., 34-4-115

B

Baber, S., 31-2-172
 Bade, W. L., 27-2-22
 Bahringer, N., 35-4-121
 Bailey, F. C., 34-4-205
 Baillie, J. A., 35-6-1
 Baily, R. D., 31-2-64
 Balan, S., 30-1-178,
 34-3-177
 Baldwin, F. L., 25-1-151,
 28-1-181
 Ball, L. W., 33-2-1
 Balwanz, W. W., 27-3-209
 Bangs, W. F., 33-3-195
 Baratta, F. I., 26-2-185
 Barclay, R. G., 26-2-102
 Barkham, J. E., 29-1-110
 Barnes, W. P., 28-4-277,
 29-4-138
 Baron, M. L., 29-3-112,
 32-2-169, 32-3-133
 Barrett, S., 34-5-99
 Barton, M. V., 26-1-9
 Baruch, J. J., 25-2-25
 Baruch, M. J., 34-3-139,
 35-2-203
 Bata, B. T., 34-2-113
 Batten, R. L., 35-6-331
 Bauer, H. F., 30-4-75
 Baugh, R. L., 25-2-170
 Baum, J., 31-2-38

Beam, E. E., 33-2-130
 Beckman, M. R., 26-2-96,
 28-4-157
 Beebe, W., 30-1-211
 Beecher, W. C., 34-5-1
 Bell, A. W., 35-7-191
 Bell, R. M., 27-2-113
 Belsheim, R. O., 26-1-106,
 28-1-130, 29-4-13,
 30-1-92, 30-2-1, 34-3-37
 Benedetti, F. J., 35-6-353,
 35-7-9
 Benfield, W. A., 31-2-98
 Benson, D. A., 32-1-76
 Berger, W. A., 26-1-29
 Bergey, R. L., 34-5-227
 Bernstein, M., 31-2-77
 Beuder, L. R., 34-4-81,
 35-3-169
 Bieber, R. E., 30-4-153,
 31-3-32, 34-2-1
 Bieniecki, H. S., 33-3-137
 Binder, R. C., 34-2-47,
 35-3-227
 Bioletti, C., 27-2-14
 Birukoff, R., 28-3-129
 Bjork, R. L., 29-3-1
 Blackstock, W. J., 32-3-115
 Blake, R. E., 27-4-91,
 28-4-15, 30-2-29, 31-2-88
 35-5-133, 35-5-307
 Blakley, J. W., 30-3-211
 Blanford, E. B., 35-3-235
 Blaschke, T. O., 32-1-177
 Blasingame, W., 35-7-267

Bleich, H. H., 28-4-276
 Blevins, R. W., 29-4-52
 Bloedow, F. H., 32-2-86
 Blowers, L. T., 28-2-8
 Bluhm, J. I., 26-2-185
 Boblett, A. P., 25-1-174
 Bodner, S. R., 33-4-141
 Bogard, L. M., 31-2-194
 Bogart, T. F., Jr., 35-6-197
 Bohan, W. A., 30-1-34
 Boice, W. J., 26-1-29
 Bolds, P. G., 31-2-216
 Bond, D. A., 27-4-38,
 34-4-123
 Booth, G. B., 31-2-164,
 34-5-67
 Boraas, S., 31-2-123
 Borgmeier, R. W., 30-1-211
 Borsos, R. D., 25-2-253
 Bort, R. L., 25-1-185,
 27-1-77, 33-1-64,
 35-1-101
 Bosscher, J. P., 25-1-127,
 27-2-147
 Bouche, R. R., 27-4-127,
 30-2-18, 33-3-45, 34-4-21
 Boykin, T. R., 28-4-232
 Bozich, D. J., 31-3-63,
 35-4-151
 Bradley, W., 26-2-114
 Bramblett, E. K., II, 35-1-41
 Breckenridge, R. A.,
 28-3-252
 Brierly, W. B., 31-3-278
 Broch, J. T., 34-5-67
 Erode, H. L., 29-3-1,
 29-3-89, 32-1-15
 Broding, W. C., 35-6-285
 Brooks, G. W., 29-4-43
 Brooks, R. O., 31-2-224,
 33-2-195, 35-6-23
 Brown, C. R., 30-1-108,
 33-1-35, 34-1-27
 Brown, D., 28-4-208
 Brown, W. H., 30-3-173
 Bruck, L. R., 35-3-207
 Brust, J. M., 33-3-231,
 35-3-169
 Buchmann, E., 29-1-39,
 33-2-243, 34-4-1
 Bull, K. W., 27-4-132
 Bullock, T., 30-4-61
 Burgess, J. C., 25-2-258,
 27-3-1
 Burgwin, S. L., 35-5-261
 Burns, A. B., 31-3-39
 Burns, J. R., 27-4-71
 Burns, R. O., 31-2-21
 Burowick, E. A., 25-1-159
 Burrus, J. C., 35-2-197
 Buschman, A. J., Jr.,
 35-4-55
 Butler, T. G., 25-1-42,
 34-3-253

C

 Cadoret, J. E., 29-4-307
 Callahan, H. L., 32-2-92
 Callahan, J. A., 26-1-1,
 33-1-15, 35-7-67
 Callahan, T. F., 27-1-116
 Calvert, T. R., 33-4-179
 Cameron, J. W., 34-2-271
 Campbell, B. W., 35-7-239
 Carden, H. D., 29-4-43,
 33-2-57
 Carlson, R. L., 35-2-183
 Carmichael, R. F., 30-3-27,
 34-4-191
 Carr, E. A., 28-3-182
 Carr, W. E., 33-1-49
 Carter, E. F., 29-1-1
 Catherine, J. J., 30-4-30
 Chalmers, R. H., Jr.,
 33-3-107
 Chamberlain, J. F., 25-1-1,
 25-2-79
 Champ, S. G., 29-4-113
 Channell, E., 31-3-240
 Charyk, J. V., 27-1-14
 Chaszeyka, M. A., 29-3-76
 Childers, J. C., 35-2-263
 Chinquist, F. A., 35-2-183
 Chittenden, E. W., 27-3-152
 Christensen, W. J.,
 28-3-242
 Christian, D. C., 30-4-85,
 34-2-197
 Christian, J., 27-4-135
 Christopher, G. F., 26-2-39
 Churchill, E., 32-1-153
 Cinelli, G., 35-3-81
 Clack, D. G., 35-2-147
 Clark, R. O., 28-3-14
 Clautice, R., 31-3-240
 Clawson, P. A., 25-2-18
 Clevenson, S. A., 33-2-47,
 35-2-21
 Coble, G. L., 25-1-1
 Coco, R. H., 33-4-127
 Coffin, T., 33-2-102
 Cohen, E., 28-3-269,
 29-3-188, 29-3-233,
 29-3-324, 32-1-138
 Cohen, L., 35-5-159
 Cole, J. N., 27-2-159
 Cole, R., 28-1-48
 Coleman, R. E., 34-3-75
 Collier, R. D., 33-1-71
 Collins, T. G., 30-1-165
 Collopy, F. H., 33-4-127,
 34-2-85, 35-7-77

Comuntzis, M. G., 35-3-243
Colt, J. G., 30-1-199
Condos, F. M., 29-4-327,
35-7-1
Conner, E. R., 31-3-102
Conrad, C. L., 29-4-233
Converse, R. E., 29-1-5
Cook, N. A., 27-4-20
Cooke, B. R., 34-1-163
Cooper, H. F., Jr., 34-2-69
Cooper, J. L., 35-2-165
Copeland, E. H., 34-4-55
Corwin, A., 25-2-110
Costantino, C. J., 32-2-55
Cottle, J. E., 34-2-253
Coulouriotis, J. G., 27-4-26
Cox, H. L., 31-2-98
Cox, L. S., 27-3-87
Craig, R. H., 34-1-131
Crawford, R. E., 32-3-88
Crede, C. E., 25-2-227,
32-3-1
Crosby, S. J., 27-3-145
Cumalat, J. D., 25-2-281
Cummings, J. T., 31-1-1,
33-4-29
Cunny, R. W., 32-3-188
Curtis, A. J., 27-4-101,
28-4-232, 33-1-1, 35-2-33,
35-2-49
Cuthill, R. W., 27-1-5

D

Daiber, J. R., 35-2-139
Daniels, V. R., 27-2-81,
35-3-107
Darby, R. A., 33-4-55,
34-3-129
David, C. V., 34-1-111,
35-5-169, 35-5-243
Davidson, E. N., 30-4-199

Davis, L. I., 27-3-13
Davis, R. B., 35-4-33
Davis, S., 35-2-203
Davis, W. F., 34-2-177
Day, E. A., 34-1-111
DeJong, J., 33-4-161
DeVost, V. F., 34-3-329
Dick, A. F., 28-1-130
Dietrich, C. W., 35-5-235
Dillon, R. S., 27-2-67
DiNapoli, P., 32-1-138
Dinicola, D., 29-4-322
Dixon, G. V., 35-2-191
Dobbs, N., 29-3-324
Dolan, T. J., 25-2-200
Donahue, J. D., 35-2-97
Douglas, J. H., 29-2-27
Dove, R. C., 28-4-65
Dow, R. H., 25-1-8
Dowdy, R. W., 29-3-305
Duberg, J. A., 31-2-12
Dublin, M., 27-4-1
DuBois, W., 27-2-103,
31-3-111
Duckwald, C. S., 33-4-149
Dunbar, L. E., 34-4-41
Durkee, J. W., 28-3-182
Dwiggins, R. D., 27-1-143
Dyer, E. F., 34-4-103
Dyer, I., 25-1-52
Dyrdahl, R. L., 30-3-173

E

Eaton, M. L., 25-2-79
Ebert, J. E., 35-4-23
Eckard, L. D., 29-4-52
Edge, P. M., 27-2-169
Ehrenpreis, D., 33-4-161

Eige, J. J., 30-5-12
Eldred, K. M., 29-4-336,
30-4-163, 31-3-1
Eller, S. A., 35-5-159
Elliott, K. E., 33-4-111
Elmer, G. D., 25-1-185
Elsenheimer, J. F.,
31-3-167
Emens, F. H., 30-4-1
Eng, F. H., 26-2-231
Engelhardt, R. E., 31-3-276
Enochson, L. D., 31-3-195
Ensor, L. C., 33-3-45,
34-4-21
Entres, S. L., 27-2-59
Erkenbrack, J. R., 30-3-250
Eubanks, R. A., 32-3-23,
34-3-157
Eustace, R., 33-4-83
Ezell, W. H., 34-1-79
Ezra, A. A., 26-2-180

F

Fagan, J., 35-6-111
Fairbanks, B., 26-2-75
Fairman, J. H., 30-4-153,
31-3-32
Fallin, E. H., 28-1-84
Farber, J. C., 30-1-211
Farrell, J. W., 30-5-105
Farrow, J. H., 26-2-308
Favour, J. D., 35-4-231
Fay, F. B., 35-3-161
Felgar, R. P., 27-4-113
Ferrario, M. A., 30-4-6
Ferrucci, A. C., 30-1-199
Fiala, W. T., 33-3-73
Filler, W. S., 28-3-123
Fine, A., 27-3-199
Finger, D. W., 34-2-153

Finlayson, F. C., 32-2-151
Fischer, E. G., 28-1-75,
29-1-32, 30-1-108,
33-1-35, 34-1-27
Fisher, G. K., 34-2-51
Flathau, W. J., 28-1-93
Fleming, J. K., 29-1-12
Fletcher, W. F., 31-3-150
Flippin, L. G., 33-3-27,
34-3-59
Flora, J. W., 28-3-159
Floyd, C. J., 35-1-1
Fodge, R. W., 33-3-153
Foley, J. T., 35-5-57
Fontana, R. E., 27-4-106
Forlifer, W. R., 33-2-273
Foundas, G. J., 25-2-31
Fowler, J. R., 31-3-183
Fowler, W. T., 30-3-302
Francis, J. J., 35-7-119
Franken, P. A., 25-1-52,
30-4-187, 31-3-12,
31-3-27
Frarey, J. L., 28-4-189
Fricke, W., 27-2-216,
28-4-48, 31-2-123
Fritch, D. J., 34-4-205
Frohrig, D. A., 35-3-15
Fryling, J. L., 35-4-209
Fuller, J. R., 29-4-253
Fung, Y. C., 26-2-147
Furlong, J. C., 35-7-25

G

Gair, F., 29-3-57
Galef, A. E., 28-4-114,
35-7-191
Gallagher, G. A., 35-6-41
Gammell, L. W., 34-3-59
Ganoung, J. K., 34-2-159

Gardner, E. L., 33-3-79,
34-5-93
Gareau, R., 26-1-71
Gaviller, B., 31-2-123
Geiger, R. C., 26-2-7
Gersch, W., 35-7-101
Gertel, M., 31-2-25,
33-3-57, 35-6-249
Gibbons, J., 31-3-150
Gilbert, F., 32-2-1
Gionfriddo, M. P., 30-3-276
Glaser, R. F., 30-4-85
Goldman, R. L., 26-2-171
Golub, C. N., 34-4-73
Goodman, T. P., 33-4-149
Goodwin, W. L., 34-4-115
Gordon, R. L., 35-4-135
Gorman, R. M., 35-5-227
Gorrell, W. S., 34-5-267
Gourlay, W., 30-3-327
Grabow, G. R., 34-2-253
Grabowski, S. J., 30-3-45
Grabowski, T. J., 30-3-76
Granath, J. A., 29-2-50
Granick, N., 27-2-137,
27-3-135, 34-5-177
Gray, C. L., 30-4-140,
35-4-99
Gray, E. W., 35-6-119
Gray, R. M., 25-2-267
Green, J. H., 26-2-21
Greenwood, W. B., 30-5-28
Gregory, R. K., 35-1-13
Griffin, D. L., 34-4-269
Griffith, E. D., 33-2-291
Griffith, J. W., 29-2-43
Grine, D. R., 29-3-136
Grose, V. L., 27-3-165
Gross, J. E., 34-2-261

Groves, T. K., 28-3-59
Gudis, T. B., 34-4-263
Guilfoyle, T. F., 28-1-175
Gustafson, R. E., 34-4-165
Gwinn, J. T., Jr., 31-2-245,
34-3-185

H

Haas, P. H., 30-1-8
Hager, R. W., 30-3-16,
31-3-102
Haight, N. L., 34-1-85
Hall, B. M., 28-1-84,
29-4-218
Hall, D. B., 34-2-121
Hall, R., 34-1-37
Hall, R. L., 35-5-217
Hall, W. J., 28-1-34
Haltiwanger, J. D., 28-1-63
Hamilton, A. F. W., 28-2-8
Hanes, C. F., 33-3-153
Hankel, K. M., 30-5-17
Hanscome, T. D., 30-1-24
Hansen, W. O., 25-2-93
Hanson, W. C., 27-2-98
Hardy, V., 31-1-1
Harger, W., 30-3-27
Harkin, J. B., 32-2-124
Harlam, Ruth, 28-3-175
Harmen, R. A., 26-2-259
Harris, A. J., 35-7-239
Harris, G., 34-2-93
Harter, R. J., 35-3-95
Harvey, J. R., 35-5-71
Harvey, T. J., 25-2-267
Hasslacher, G. J., 31-2-49,
33-3-183
Hassman, M., 29-3-233
Hausrath, D. A., 34-2-239

Havers, J., 32-3-220
Hawkes, P. E., 33-2-296
Hawkins, F. J., 35-2-107
Hawkins, R. D., 25-2-183,
29-4-299
Head, A. L., 34-2-93
Heinrich, H. G., 25-2-157
Henderson, J. P., 30-5-17,
35-7-213
Henderson, R. L., 35-6-47
Hendrix, J. J., 28-4-131
Henny, C. D., 30-3-66
Henry, J. R., 35-6-285
Heron, D. J., 25-1-1
Herr, R. W., 33-2-57
Herrera, J. G., 35-2-33
Herzberg, R. J., 30-4-153
Hess, R. E., 33-2-230
Heydon, D. A., 34-3-259
Hieber, G. M., 33-3-69
Hieken, M. H., 30-5-97,
35-4-181
Higgins, R. G., 35-3-149
Himelblau, H., 33-3-231,
34-2-225
Hines, D. E., 35-5-271
Hodge, L. W., 31-2-202
Hoffman, A. R., 35-6-309
Holland, R., 35-6-249
Holley, F. J., 34-4-63
Hollingsworth, R. T., 30-5-1
Houbolt, J. C., 26-2-278
Houser, B. C., 25-1-84
Housner, G. W., 29-3-157
Howard, A., 27-4-7
Howard, J. R., 27-3-128
Howell, A. J., 27-2-1
Hoyt, E. D., 30-3-122
Hryhorec, J., 27-4-65

Hubbard, A. L., 27-3-52
Hughes, H. G., 28-3-69
Humphrey, A. J., 25-2-10
Humphreys, J. S., 33-4-141
Hunt, R. M., 26-2-308
Hunter, H. F., 34-2-145
Hutton, F. E., 33-2-264
Hutton, R. E., 28-3-1
Hyde, J. R., 35-7-31
Hymel, N. P., 35-7-145

I

Ikola, A. L., 34-3-267
Ingels, C. R., 26-1-51
Inouye, W. S., 25-2-191
Irving, I. B., 29-4-52

J

Jacobson, M. J., 35-3-9
Jacobson, N. F., 26-1-61,
27-1-133
Jeffrey, A. T., 32-1-153
Jenicek, K. A., 34-5-255
Jennings, F. A., 25-1-159
Jensen, G. A., 25-2-137
Jewell, R. E., 30-4-24,
33-2-26
Jimenez, R., 31-2-38
John, R. R., 27-2-22
Johnson, J. E., 32-3-88
Johnson, O. T., 28-1-56,
28-3-81
Johnston, G. D., 30-4-24,
33-2-102
Jones, B. B., 25-1-44
Jones, J. A., 30-4-16
Jones, J. D., 34-5-115
Junker, V. J., 31-2-34
Juskie, B. R., 32-3-23

K

Kamei, H., 34-3-193
Kaminski, R. K., 27-2-216
Kammer, W. L., 33-2-230
Kampfe, W. R., 35-6-55
Kamps, E. C., 29-4-351
Kaplan, K., 29-3-65
Kaplan, R. E., 34-3-95
Karmioli, E. D., 26-2-39
Karnesky, A. L., 25-2-39
Karplus, H. B., 35-7-261
Kasuba, J. A., 35-5-37
Katz, H., 34-4-137
Kaufman, S., 34-2-121
Kavanaugh, J. J., 25-1-92
Keast, D. N., 29-1-65,
31-3-150
Keefe, J. H., 28-1-17
Keister, G. L., 30-1-43
Keller, A. C., 35-4-105
Kelley, H. K., 32-1-12
Kelley, R. W., 35-3-187
Kelly, R. D., 29-4-126,
35-4-139
Kennard, D. C., 27-4-85
Kennedy, R., 30-3-36,
31-3-81, 34-4-243
Kessler, E. L., 26-2-106,
27-1-110
Kessler, F. M., 29-1-39
Kfoury, N. F., 32-3-74
Kilcullen, A. F., 35-2-221
Kingery, C. N., 28-1-17
Kinnear, P. W., 28-4-189
Kirshman, E. J., 26-2-49,
34-4-63
Kistler, W. P., 35-4-49
Klein, S., 35-3-27
Klinger, R. C., 34-5-141

Koehl, K. F., 34-5-115
Kold, A. W., 30-5-37
Kollodge, M. A., 34-5-141
Kornhauser, M., 26-2-28
Kostyrko, G. J., 33-4-171
Kraft, D. C., 35-5-321
Kratzer, L. H., 26-1-43
Kroeger, R. C., 30-4-103,
31-2-49
Kroell, C. K., 30-3-331
Kuhl, E., 33-3-137
Kuoppamaki, K., 25-1-174,
29-1-110, 35-6-163
Kuzmin, W. R., 26-2-33

L

Lahood, J. W., 33-4-99
Laing, E. B., 29-3-188
Lamoree, M. D., 33-3-203
Lane, D. W., 33-2-173
Lang, A. L., 27-1-27
LaRock, R. I., 30-1-7
Lasselle, R. R., 35-6-141
Lassen, R. H., 28-1-187
Lawrence, H. C., 29-4-106
Lazan, B. J., 26-2-295
Leaumont, W. J., 35-3-149
LeBrun, L. L., 30-3-27
Lee, S. Y., 30-5-155
Leistikow, R. J., 30-3-16
Leslie, F. R., 30-3-66
Leven, B. K., 33-2-305
Lever, S. A., 30-3-222
Levin, N. A., 27-3-192
Lewis, H. O., 28-4-101
Lewis, R. C., 30-5-4
Liber, T., 35-5-203
Lifer, C. E., 33-4-201,
34-2-27

Lincoln, J. W., 27-1-27
Lindner, F. J., 27-4-134
Linton, T. B., 35-6-119
Lipner, N., 35-3-161
Lochner, R. W., Jr.,
35-4-121
Loria, J. C., 32-3-115
Lucy, F. A., 28-2-66
Ludwig, D. L., 35-2-221
Lull, W. R., 27-4-71
Lutz, L. E., 34-5-259
Lynch, T. F., 34-2-177
Lyon, R. H., 31-3-12,
33-2-13, 35-5-235

M

MacLellan, A. D., 34-1-153
Mahaffey, P. T., 28-4-1
Mains, R. M., 25-2-236,
27-4-95, 28-4-225,
28-1-155, 30-2-66,
30-3-1, 33-4-1, 34-5-221
Mair, R. W., 32-1-76
Mangolds, B., 33-3-1,
33-3-69, 35-4-37
Marin, L., 30-4-103
Markstrom, P. F., 26-2-1
Marmont, G. H., 27-1-123
Marnell, P., 35-3-125
Marous, J. J., 33-2-182
Marshall, H. M., 34-1-95
Marshall, J. T., 26-2-259
Marshall, S., 35-6-11
Marshall, S. W., 35-4-105
Martin, S. E., 29-2-10
Mason, F. R., 33-3-63
Mason, G. P., 29-2-17
Mason, H. G., 28-3-87
Masri, S. F., 35-3-57
Matheny, C. E., 26-1-1

Mathews, F. H., 34-3-275,
35-6-149
Matlock, H., 25-2-144,
25-2-305
Matrullo, M., 29-4-191
Mattes, B. L., 28-4-202
Matthews, J. D., 30-5-68
Matthews, L. E., 25-2-79,
27-3-101, 35-3-227
Mauer, R. C., 29-4-96
Mayer, G. M., 35-1-23
Mazur, E. M., 28-4-120
McCabe, W. L., 32-2-169,
32-3-133
McCalley, R. B., 25-2-243,
26-2-215
McCann, W. F., 34-4-259
McClanahan, J. M.,
35-6-111
McClymonds, J. C.,
34-2-159
McCormick, J. W., 30-5-61
McCoy, M. E., 35-3-149
McDonald, D., 33-4-179
McGregor, H. N., 29-4-317,
35-2-97
McIntosh, W. A., 26-1-19
McKee, K. E., 28-3-223,
29-3-275
McKenzie, C. J., 31-2-303
McMillan, W. G., 32-1-6
Mead, D. J., 35-3-45
Melcher, S. R., 28-4-94
Mercurio, S. F., 34-2-101
Merritt, J. L., 28-1-63,
32-1-91
Messner, J. E., 34-3-329
Metzgar, K. J., 30-5-4
Miller, C. A., 29-2-50
Miller, J. A., 27-4-127

Miller, R. W., 29-1-32,
30-1-108, 33-3-13
Miller, W. R., 34-3-345
Mills, R. G., 34-2-27
Minton, A. M., 28-1-1
Miranda, C. X. C. F.,
35-5-321
Mirowitz, L. I., 29-4-241
Mitchell, N. I., 33-2-34
Mixson, J. S., 30-4-30
Moening, C. J., 35-6-353
Molinari, L. A., 35-5-87
Molloy, C. T., 34-3-1
Molnar, A. J., 33-1-35
Monroe, J. P., 25-1-127,
27-2-147
Montgomery, C. D., 26-2-61
Montsma, J., 35-1-29
Moody, R. C., 29-4-183
Moore, E. H., 28-1-187,
28-4-131
Morgan, S. P., 29-3-224
Morgenthaler, G. W.,
35-3-73
Morrisey, J. H., 28-3-210
Morrison, T. G., 28-1-7,
29-3-126
Morrow, C. T., 25-2-332,
27-2-211, 28-4-171,
29-4-226, 33-2-8, 35-4-11
Morse, B. E., 25-1-60
Morse, R. E., 35-2-231
Moulton, J. F., 32-1-64
Mow, C. C., 32-2-169,
32-3-133
Moy, T. K., 31-1-51
Mulcahy, E. L., 33-3-141
Munson, R. L., 30-3-185
Murfin, W. B., 31-3-127,
35-7-197, 35-7-253
Murphy, K. M., 28-4-131

Murphy, R. W., 27-3-30
Murray, H. L., 33-3-183
Murray, T. R., 34-2-177
Mustain, R. W., 25-2-117,
27-2-185, 28-4-20,
29-4-274, 30-2-43,
33-2-72, 34-5-15
Muster, D. F., 27-4-88
Mustin, G. S., 28-4-79,
30-3-122, 35-5-193
Myers, W. H., 34-4-263

N
Nachbar, W., 26-2-209
Neidhart, G. L., 32-2-124
Nelson, D. M., 27-3-30
Nelson, D. W., 29-4-179
Nelson, F. C., 35-7-231
Nelson, J. E., 25-2-274
Nelson, L., 27-4-65
Nestler, D. E., 35-7-19
Neubert, V. H., 27-1-92,
29-4-307, 35-5-147
Nevius, H. E., 33-2-34
New, J. C., 30-5-75
Newmark, N. M., 28-1-34,
28-1-63, 28-1-121, 29-2-1,
32-1-91
Newton, J. D., 35-2-85
Nichols, R. P., 27-3-182
Niechniedowicz, F. E.,
34-2-101
Nielsen, N. N., 35-2-1
Noble, E. C., Jr., 35-6-331
Noiseux, D. U., 33-3-125
Noonan, E. F., 26-1-106,
29-1-63, 31-1-1
Noonan, V. S., 35-2-139,
35-6-265
Noonan, W. E., 35-6-265
Nuckolls, C. E., 35-2-117

Nutt, D. A., 30-1-149

O
O'Connor, C., 30-5-51
Oestreicher, H. L., 27-2-159
O'Hara, G. J., 28-1-130,
30-1-92
O'Hearne, C. S., 34-3-123,
35-3-89
Oleson, M. W., 35-4-1
Oliva, R. M., 34-5-93
Oliver, R. E., 29-1-12
Olson, M. W., 25-1-110,
28-4-165
Olson, W. C., 28-3-81
On, F. J., 33-4-47, 34-3-27
Ornstein, M. P., 30-5-125
O'Rourke, J. D., 29-4-233
Osgood, C. C., 34-3-15,
35-7-205
Ostergren, S. M., 35-6-185
Otera, J. M., 29-4-325
Ottati, F. A., 35-1-81
Otts, J. V., 34-5-45,
35-2-117

P
Padget, G. E., 27-1-110
Painter, G. W., 33-3-85,
34-4-45, 35-4-129
Pakstys, M., 34-1-13
Paladino, A. R., 35-7-119
Palmer, E. W., 33-1-57,
34-1-53
Palmisano, F., 30-4-114,
35-6-209
Panariti, V. M., 27-3-71
Parker, A. V., 29-4-197
Parkin, B. R., 29-3-75
Parmenter, W., 35-7-157
Parnes, R., 32-3-133

Parr, A. A., 34-1-27
 Parry, H. J., 28-4-177,
 33-3-85, 35-4-129
 Parsons, D. W., 34-1-85
 Partington, R. L., 30-3-16
 Patterson, J. D., 28-3-81
 Paul, V. R., 33-4-63
 Paulson, W. E., 35-5-1
 Pearson, J., 35-2-191
 Pechter, L. S., 34-3-193
 Peck, J. C., 29-1-19
 Pelke, D., 34-4-191
 Pelletier, A. R., 33-3-101
 Perls, T. A., 26-2-90,
 27-3-211, 27-3-215
 Perret, W. R., 29-3-145
 Perri, J. G., 34-2-279
 Perry, E. S., 32-3-12
 Petak, L. P., 34-3-95
 Peterson, J. D., 27-3-65
 Peterson, R. S., 30-3-243
 Petes, J., 28-1-46
 Peverly, R. W., 31-3-254,
 33-2-89
 Pheilan, R. M., 34-3-291
 Phillips, C. O., 30-5-116
 Piersol, A. G., 31-3-195
 Pitsker, J. R., 29-4-326
 Pittman, R., 33-2-216,
 34-2-261
 Plunkett, R., 25-2-67,
 30-2-8
 Poeth, D. F., 35-5-147
 Pollock, S., 31-3-261
 Pomonik, G. M., 35-5-115
 Poole, H. A., 27-3-18
 Pope, M. D., 27-3-145
 Pope, S. E., 26-2-323
 Porzel, F. B., 32-1-49
 Powell, C. A., Jr., 35-2-131
 Powell, R. G., 27-2-159
 Pradko, F., 34-4-173
 Priem, L. A., 33-3-97
 Pruett, R. G., 26-1-1
 Pulgrano, L. J., 31-2-236,
 34-3-83, 34-3-177
 Pullen, C. L., 33-2-286
 Pursifull, L. J., 26-2-56,
 34-4-255
 Putukian, J. H., 34-5-83
 Pyke, D. L., 35-5-147

Q

 Quan, H. L., 25-1-1

R

 Rader, W. P., 35-2-97
 Raelson, V. J., 35-7-261
 Ramboz, J. D., 35-4-73
 Randall, R. L., 35-4-223
 Randolph, J. E., 35-6-309
 Rasmussen, G. S., 28-2-20
 Ray, J. M., 35-3-235
 Read, J. R., 34-2-239
 Rector, R. H., 30-3-138
 Reed, J. R., 34-4-13
 Rees, D. W., 34-1-103
 Reisler, R. E., 28-3-99
 Remaley, C. W., 25-2-1
 Remmers, G. M., 34-3-37
 Resco, J. M., 25-1-120
 Reynolds, J. R., 35-5-87
 Rice, J. E., 33-4-95,
 35-5-129
 Rich, H. L., 25-1-185,
 27-1-61, 30-1-61, 34-1-1
 Richards, D., 34-2-213
 Rinehart, J. S., 29-3-169
 Ringstrom, T., 28-4-15
 Ripperger, E. A., 25-2-144,
 25-2-305, 30-3-261,
 30-3-302, 32-3-12
 Ritter, A. P., 25-1-67
 Roach, C. D., 30-3-8
 Robbins, C. D., 31-2-189,
 33-3-19, 33-3-141,
 35-2-147
 Roberge, H. J., 33-4-73
 Roberts, P. V., 26-1-33,
 29-1-92
 Roberts, W., 30-4-163,
 31-3-1
 Robertson, K. D., 34-4-275
 Robinson, D. C., 33-4-29
 Robinson, L. L., 27-2-175
 Robinson, R. A., 35-2-263
 Rockwell, D. W., 35-4-73
 Rogers, J. L., 33-3-189
 Rogers, O. R., 30-5-37
 Rona, T. P., 27-2-129
 Root, L. W., 33-2-279,
 34-5-55, 35-6-11
 Roscoe, A. J., III, 35-7-267
 Ross, J. A., 27-2-121
 Rouchon, R. A., 35-6-163
 Rountree, R. C., 34-4-81
 Ruegg, R. G., 31-2-1
 Rule, E., 27-3-215
 Russell, J. R., 34-3-335
 Ruzicka, J. E., 34-5-155
 Rybacki, J., 33-4-73
 Ryden, C. V., 31-1-83,
 33-4-209

S

 Sackett, L., 35-6-11
 Safford, F. B., 25-2-191
 Salisbury, H. M., 29-3-348

Salter, J. P., 33-3-211
 Samborsky, A. M., 34-5-145
 Sandler, I. J., 31-3-211
 Sardella, G., 34-2-107
 Sauer, F. M., 28-2-38,
 29-3-57
 Saunders, H., 35-7-19
 Savage, R. J., 35-7-87
 Scavullo, M. A., 34-5-197,
 35-6-141
 Schauer, H. M., 27-1-85
 Schell, E. H., 25-2-103,
 33-2-182, 34-3-223,
 35-6-229
 Schiffer, R. A., 35-7-31
 Schjelderup, H. C., 25-2-39,
 29-1-19
 Schlachman, B., 27-3-87
 Schleicher, R. L., 25-1-99
 Schloss, F., 34-3-3
 Schlue, J. W., 35-5-21
 Schmid, B. L., 25-1-79
 Schmidt, W. E., 31-2-257
 Schock, R. W., 35-5-1
 Schoenemann, P. T.,
 31-3-232, 33-2-259
 Schoenster, J. A., 35-2-191
 Scholl, W. A., 25-2-70
 Scholz, D., 33-3-109
 Schuler, S. C., 30-3-87
 Schultze, D. P., 28-1-48
 Schwabe, H. J., 31-2-144
 Schwartz, E. S., 25-2-292
 Schwartz, J. I., 33-4-17,
 34-4-165
 Schwartzbart, H., 35-7-261
 Scialdone, J. J., 35-5-49
 Seefeld, D., 35-7-55
 Seely, R. E., 34-5-149
 Sefing, R. J., 30-3-257
 Selig, E. T., 28-3-36
 Serbagi, R., 34-2-85
 Serbin, H., 31-3-55,
 32-2-188
 Setterlund, G. G., 26-2-315
 Sevin, E., 28-3-22, 35-5-203
 Sevy, R. W., 30-5-12
 Shackson, R. H., 31-3-94
 Sharpe, D., 35-7-101
 Shatz, B., 31-2-77
 Shenkman, S., 28-3-113,
 32-3-176
 Shilling, W. K., III, 35-4-193
 Shipley, W. S., 26-1-61,
 27-1-133
 Short, R. D., 35-5-187
 Short, W. W., 28-3-69
 Shropshire, P. H., 28-1-125
 Sievers, R. H., 28-3-233,
 29-3-289
 Sigmon, W. M., Jr.,
 34-3-311, 35-6-69
 Siller, J. F., 35-6-105
 Silver, A. J., 30-5-139,
 34-4-133
 Simmons, L. C., 31-3-94
 Simon, H. P., 30-3-8
 Simun, R. R., 30-3-243
 Sinkinson, A. W., 34-2-137
 Siple, P. A., 31-2-7
 Sissom, B. D., 26-2-61
 Sisson, G. N., 29-3-93
 Sivinski, H. D., 29-4-84
 Skillas, C. W., 25-2-177
 Skingle, C. W., 35-2-107
 Skoog, J. A., 26-2-315
 Skudrzyk, E. J., 26-2-201
 Slates, E. F., 31-1-74
 Slifer, L. W., 28-3-48
 Smart, T. E., 34-4-55
 Smiley, R. F., 28-2-59
 Smith, E., 32-3-12
 Smith, E. B., 33-2-89
 Smith, F. A., 35-7-9
 Smith, J. E., 31-3-134,
 34-1-67, 35-7-109
 Smith, K. W., 28-4-1,
 33-3-159
 Smith, L. G., 34-5-243
 Soboleski, E., 33-3-113
 Soper, W. G., 28-4-65
 Sorensen, A., 27-4-32,
 27-4-44, 27-4-46
 Sowers, J. D., 35-3-149,
 35-7-145
 Spence, H., 25-2-221,
 28-4-57
 Spitz, S. L., 28-4-141
 Spring, R. W., 34-3-169
 Squire, W., 28-4-48
 Stagner, J. R., 29-3-338
 Stahle, C. V., 29-4-30,
 34-4-147
 Stamm, N. E., 33-3-97,
 35-6-105
 Stathopoulos, G., 34-3-329
 Steiner, R., 35-2-21
 Stephens, D. G., 34-5-197,
 35-2-131
 Stern, J. E., 34-5-177
 Stern, P., 30-3-194
 Stern, R. K., 30-3-57
 Stevens, C. D., 28-3-190
 Stevens, G. W. H., 30-3-290
 Stewart, D. A., 31-1-21,
 35-5-271
 Stibor, G. S., 34-3-59
 Stoll, J. P., 29-4-153
 Stone, J. S., 28-1-7
 Strandrud, H. T., 35-2-157
 Stras, J., 35-6-83

Strike, R., 30-1-189,
34-2-129
Strohm, W. E., 32-3-188
Stronge, W. J., 34-2-51
Strother, F. P., Jr.,
35-7-137
Stroud, V., 30-1-119
Stuart, R. M., 34-3-365
Sudey, J., 34-4-107
Suellentrop, F. J., 27-3-215
Sugamele, J., 35-3-259
Sulit, R. A., 29-1-48
Sullivan, J. R., 25-1-194,
27-1-45, 30-1-131
Sundberg, G. G., 34-2-129
Surosky, A. E., 30-3-111
Swalley, R. F., 32-3-205
Swatosh, J. J., 28-3-129
Switz, R. J., 35-3-95

T

Tait, J. N., 33-3-113
Tarr, A. L., 28-4-273
Tate, M. B., 34-1-141
Taylor, C. H., 25-2-55
Taylor, D. B., 30-1-165
Taylor, G. A., 35-2-107
Taylor, W. J., 28-3-14
Taylor, W. R., 33-3-19
Telles, S., 34-3-139
Tereniak, W. B., 33-2-47
Thomas, C. E., 31-2-216
Thomas, D. R., 29-4-191
Thomas, E. V., 34-5-205,
35-7-267
Thompson, J. N., 25-2-144,
25-2-305, 30-3-261,
32-3-12
Thomson, G. R., 28-4-87
Thorn, R. P., 34-5-211

Thorne, L. F., 33-3-81
Thornton, E. A., 35-5-187
Thrall, G. P., 34-2-37
Tierney, W. S., 31-3-183
Tinling, N. G., 35-5-115
Todaro, A. F., 33-2-211
Tolle, E. A., 27-3-135
Tolleth, F. C., 34-5-231
Tolley, W. B., 30-3-100
Tomlin, D. D., 30-4-11
Tomlinson, J. R., 28-3-154
Towle, R. W., 27-3-211
Towsend, J. R., 27-1-1,
28-1-4

Trapp, W. J., 26-2-295
Triandafilidis, G., 35-6-83
Triolo, J. J., 28-3-48
Trotter, W. D., 29-4-1
Trudeau, A. G., 30-1-1
Trudell, R. W., 33-4-111
Truesdale, W., 32-3-220
Trummel, M. C., 35-2-75
Tso, W. K., 34-2-19
Tsui, E. Y. W., 30-3-194
Tuckerman, R. G., 33-2-243
Tugwood, T. A., 34-1-47
Turk, D. C., 30-3-317
Turnbow, J. W., 25-2-144,
25-2-305

Turner, T. E., 27-2-40
Turney, R. L., 34-5-115
Tustin, W., 27-3-111

U

Ungar, E. E., 33-4-189

V

Vaccaro, J. J., 35-3-21
Vaile, R. B., 29-3-299

VanHouten, J. J., 29-1-79,
31-3-181, 33-3-73
Van Vliet, C. J., 34-5-145
Varga, R. J., 35-2-49
Vatz, I. P., 34-3-101
Vernier, B. R., 25-1-165
Vigness, I., 27-4-43,
27-4-85, 33-3-179,
34-3-211, 35-6-173
Villasenor, A. J., 34-3-253
Viner, J. G., 35-2-221
Vogler, G. J., 28-1-147
Volz, W. A., 30-1-119,
31-2-265
vonGierke, H. E., 27-2-159
Vortman, L. J., 32-2-38
Voss, H. M., 35-7-25

W

Wagnon, W., 30-4-22
Wall, W. E., 35-4-17
Wallerstein, L., Jr.,
35-5-179
Walsh, H. R. J., 29-3-40
Wang, E. H., 28-2-1
Warnaka, G. E., 34-5-211,
35-7-239
Waterman, L. T., 29-4-218,
30-4-128
Waters, R. F., 27-4-79
Watson, C. E., 30-4-40
Watts, G. A., 34-2-11
Waymon, G. R., 34-4-137
Weathersbee, D. L.,
31-1-74, 35-7-157
Webb, R. M., 28-3-252
Weidlinger, P., 29-3-30
Weissmar, S., 28-3-269,
29-3-324
Welch, E., 28-3-113
Wells, R. W., 29-4-96

Welton, H. R., 30-3-27
Wenk, E., 32-1-1
West, L. R., 34-1-181
Wheeler, R. W., 33-2-216
Whipple, C. R., 32-3-159
White, C. R., 28-3-146
White, J. P., 35-1-29
White, R. W., 30-4-163,
31-3-1
Whiting, R. B., 29-2-8
Whitman, R. V., 32-2-107
Wiedermann, A. H.,
29-3-100
Wiener, F. M., 31-3-27
Wignot, J. E., 33-3-203
Wilby, E. F., 35-3-45
Wilhold, G. A., 30-5-132
Williams, E. F., 27-4-136,
30-5-51
Williamson, H., 29-4-322
Willoughby, A. B., 29-3-65
Wilson, E. J., 31-2-172
Wilson, E. R., 35-2-97

Wilson, L. T., 25-2-324
Winemiller, A. F., 29-3-353
Winston, T., 29-3-338
Winter, R. O., 31-2-98
Winters, J. H., 28-4-57
Wise, R. C., 28-1-27
Wishart, P. B., 30-1-80,
34-1-5
Witchey, A. L., 25-2-55
Witters, R. F., 35-2-33
Wolfe, C. M., 28-3-87
Wood, J. D., 28-3-216
Woodbury, R. C., 28-4-218
Workman, D. R., 34-4-31,
35-4-61
Wrathall, T. R., 26-2-120
Wursche, R. A., 35-5-71
Wyne, R. O., 27-3-182

Y

Yaeger, R. G., 27-4-10,
29-4-66, 31-2-137
Yancey, M. M., 26-2-16

Yando, D. I., 35-2-263
Yao, J. C., 35-3-1
Yee, F., 30-3-165
Yerkes, J. W., 31-3-225
Yorgiadis, A. J., 34-5-99
York, K. C., 26-1-94
Young, F. W., 34-3-355
Young, G. A., 29-3-91
Young, J. P., 33-4-133
Young, M. I., 28-3-210
Youtcheff, J. S., 26-2-39

Z

Zaccor, J. V., 29-3-65
Zagorites, H. A., 28-3-182
Zaid, M., 35-3-125
Zajac, E. E., 29-3-224
Zamparo, O. J., 34-5-273
Zimmerman, J. M.,
26-2-237
Zweig, J. E., 35-6-141
Zwoyer, E., 35-6-83

Part III

Tables of Contents

**Shock and Vibration Bulletins
25 Through 35**

Bulletin 25

Part I

Attendance	xii
Welcoming Address Colonel William H. Bowers	xvii
The Twenty-Fifth Symposium	1

ACOUSTIC ENVIRONMENT AND EXCITATION

Protection of Missile Components from Acoustic Environment D. J. Heron, G. L. Coble, J. F. Chamberlain, and H. L. Quan	1
Sound-Level Measurements on the XLR87-AJ-1 and XLR91-AJ-1 Liquid Rocket Engines R. H. Dow	8
Rib-Plate Structural Problems in Acoustic Noise Part I T. G. Butler	42
Part II B. B. Jones	44
The Acoustic Environment of a Missile I. Dyer and P. A. Franken	52
Acoustic Environments Measured During Subsonic and Supersonic Tartar Guided Missile Flights B. E. Morse	60

TEST AND ANALYSIS TECHNIQUES

Comparison of Vibration Levels in Static Firing and in Flight for Large Missiles A. P. Ritter	67
Captive Missile Test on a Soft Mount for Shock and Vibration Simulation B. L. Schmid	79
High-Altitude Chamber for Full-Scale Missile Testing B. C. Houser	84
Experience in Combined Environments J. J. Kavanaugh	92
Forced Ejection of Under-Wing Stores from High-Speed Aircraft R. L. Schleicher	99
A Narrow-Band Random-Vibration Test M. W. Oleson	110
A New Electronic Package for Field Check-Out Equipment J. M. Rescoe	120

Analysis of Induced Structural Vibration in Naval Aircraft	127
J. P. Monroe and J. P. Bosscher	
A New Technique for Analyzing Vibration Records	151
F. L. Baldwin	
Evaluation of a Spectral Density Analyzer	159
E. A. Burowick and F. A. Jennings	

DAMAGE AND FRAGILITY

Cumulative Damage in Complex Equipment Due to Vibration	165
B. R. Vernier	
Determining Fragility of Contained Guided Missile Units	174
K. Kuoppamaki and A. P. Boblett	

SHIPS

Shock Loading and Mitigation for Guided Missiles on Naval Ships	185
R. L. Bort, G. D. Elmer, and H. L. Rich	
Shipboard Damage Associated with Shock Intensity	194
J. R. Sullivan	

Bulletin 25

Part II

ACOUSTIC ENVIRONMENTS AND TESTING

Some Measurements of Acceleration Produced by Sound Pressures	1
C. W. Remaley, Sandia Corporation	
Rocket Noise Environments.	10
Lt. Allen J. Humphrey, USAF, Wright Air Development Center	
Development of Aircraft Structure to Withstand High Sound Levels	18
Paul A. Clawson, Boeing Airplane Company	
A New High-Intensity Noise-Testing Facility	25
Jordan J. Baruch, Bolt Beranek and Newman, Inc.	
High-Intensity Noise Effects and Measurements on Electronic Components	31
George J. Foundas, Raytheon Manufacturing Company	
A Combined Analytical and Experimental Approach to AIF	39
H. C. Schjelderup and A. L. Karnesky, Douglas Aircraft Company	
High-Level Noise Systems for Environmental Testing of Electronic Equipment	55
A. L. Withey and C. H. Taylor, Radio Corporation of America	

COMBINED ENVIRONMENTS

Problems of Environmental Testing	67
R. Plunkett, General Electric, Schenectady	
WADC Looks at New Environments.	70
William A. Scholl, Wright Air Development Center	
A Preliminary Study of Combined Environmental Testing.	79

L. E. Matthews, J. F. Chamberlain, and M. L. Eaton, Naval Air Missile Test Center	
A Novel High- and Low-Temperature Horizontal-Vibration Test Fixture	93
W. O. Hansen, General Electric Company	

INSTRUMENTATION AND TEST TECHNIQUES

Use of the Impact-O-Graph in the Determination of Field-Handling Conditions	103
Edward H. Schell, Wright Air Development Center	
Shock-Recorder Development	110
A. Corwin, Teletronics Laboratory, Inc.	
Dynamic Instrumentation for Establishing Environmental Criteria on the SM-62 Snark Missile	117
R. W. Mustain, Northrop Aircraft, Inc.	
Development of a Sawtooth Shock Machine.	137
Gerald A. Jensen, AVCO Manufacturing Corporation	
Drop-Test Facilities and Instrumentation	144
Hudson Matlock, E. A. Ripperger, James W. Turnbow, and J. Neils Thompson, The University of Texas	
Controlled Deceleration Through Hydraulic Retardation Under Limited Depth and Surface Conditions	157
H. G. Heinrich, University of Minnesota	
Environment Testing of Production Equipment	170
R. L. Baugh, Northrop Aircraft, Inc.	
Random-Motion Testing	177
Charles W. Skillas, Bendix	
Shock-Spectra Methods Applied to Ruggedization of Large Electron Tubes	183
Robert D. Hawkins, Sperry Gyroscope Company	

DAMAGE CRITERIA FOR SHOCK AND VIBRATION

Vibration Fragility Considerations in the Design of Electronic Equipment	191
F. B. Safford and W. S. Inouye, Northrop Aircraft, Inc.	
Cumulative Damage From Vibration	200
Thomas J. Dolan, University of Illinois	
Strain Sampling as a Measure of Structural Severity for Various Load Environments	221
H. Spence, Hughes Aircraft Company	
Criteria of Damage from Shock and Vibration	227
Charles E. Crede, Barry Controls, Inc.	
An Application of Accumulative-Damage Criteria	236
R. M. Mains, Knolls Atomic Power Laboratory, General Electric	

ANALYTICAL AND MATHEMATICAL TECHNIQUES

The Evaluation of Random-Noise Integrals	243
Robert B. McCalley, Jr., Knolls Atomic Power Laboratory, General Electric	
Transient-Data Analyzing System	253
R. D. Borsos, Lockheed Aircraft	
Survey of Some Nonlinear Phenomena	253
John C. Burgess, Stanford Research Institute	
A "Lumped-Spring" Method for Beam Vibrations	267
R. M. Gray and T. J. Harvey, Lockheed Aircraft, Sunnyvale	
Vibration Characteristics of Floated Integrating Gyros	274
James E. Nelson, Minneapolis-Honeywell	
The Response of an Elastic Structure to a Random Excitation	281
J. D. Cumalat, NAMTC	

Correlation and Analysis of Vibration Test Procedures for Electron Tubes	292
Eugene S. Schwartz, Armc Research Foundation	

DESIGN INFORMATION FOR SHOCK AND VIBRATION MITIGATION

Energy-Absorbing Materials and Systems	305
Hudson Matlock, E. A. Ripperger, James W. Turnbow, and J. Neils Thompson, The University of Texas	
Resilient Cushioning Materials	324
L. T. Wilson, Sandia Corporation	
An Approach to the Design of Shipping Containers for Replacement Components and Small Missiles	332
Charles T. Morrow, The Ramo-Wooldridge Corporation	

Bulletin 26

Part I

Distribution	iii
Foreword	ix
Attendance	xiii
Welcome	xxi
Opening Address	xxiii

Nuclear Environments

The Environment in the Vicinity of a Nuclear Detonation	1
J. A. Callahan, C. E. Matheny, and R. G. Pruett McDonnell Aircraft Corporation	
Ground Shock Environment - Measurement and Application	9
M. V. Barton, The Ramo-Wooldridge Corporation	

Missile Temperature and Vibration Environments

The Nature, Estimation, and Measurement of Missile Flight-Induced Temperature Environments	19
W. A. McIntosh, Convair	
Flight Temperature Investigation Using Thermocolor Paint on the Talos Missile's Wings and Fins	29
W. A. Berger and W. J. Boice, Bendix Aviation Corporation (Not read.)	
Hawk Supersonic Missile Vibration Measurements	33
P. V. Roberts, Raytheon Manufacturing Company	
The Determination and Effects on Gyroscopes of Coning in a Solid-Fuel Missile	43
Le Roy H. Kratzer, Lockheed	
Definition of Missile Autopilot-Vibration Mode Coupling	51
C. R. Ingels, Convair (Not Read.)	
Measured Vibration Environment in the Sergeant Missile	61
W. S. Shipley and N. F. Jacobson, Jet Propulsion Laboratory, C.I.T.	

Ship and Submarine Missile Environments

Shipboard Dynamic Environment as Related to Missiles	71
R. Gareau, Bureau of Ships	
Shock from Underwater Explosions on a Guided Missile Destroyer	84
C. M. Atchison, David Taylor Model Basin	

Missile Dynamic Environment Aboard the CAG's USS CANBERRA, USS BOSTON and DDG 1 USS GYATT	94
K. C. York, Convair	
Shock and Vibration Environment on the Polaris Missile in SSGN	106
E. F. Noonan, Bureau of Ordnance, and R. O. Belsheim, U.S. Naval Research Laboratory	

Bulletin 26

Part II

Foreword	iii
---------------------------	------------

MISSILE ENVIRONMENTS, RESPONSE AND RELIABILITY

The Nature of Combined Environments	1
P. F. Markstrom, Bell Aircraft	
Vibratory Environment of a Ramjet Vehicle	7
R. C. Geiger, Lockheed Aircraft	
Shock and Vibration Data of Corporal Components	16
M. M. Yancey, Firestone Tire and Rubber Company	
The Response of Missile Components to Water-Entry Shock	21
J. H. Green, Naval Ordnance Test Station, China Lake	
Impulse and Structural Failure at High-Speed Water Entry	28
M. Kornhauser, General Electric Company	
Disclosure of Latent Reliability Problems by Assessing the Effect of Order of Environments	33
W. R. Kuzmin, Minneapolis-Honeywell Regulator Company	
Prediction of Missile System Survival in a Vibration Environment	39
G. F. Christopher, E. D. Karmioli, and J. S. Youtcheff, General Electric Company	

TRANSPORTATION ENVIRONMENTS AND TEST FACILITIES

Design Considerations for Rough-Road and Humping Specification Testing	49
E. J. Kirshman, The Martin Company	
Shock and Vibration Environments Imposed by Current Transportation Media	56
L. J. Pursifull, U.S.A. Transportation Research and Engineering Command	
U.S. Army Ordnance Automotive Environmental Testing Facilities	61
C. D. Montgomery and B. D. Sissom, Aberdeen Proving Ground, Maryland	

THE MEASUREMENT OF ENVIRONMENTS

Theory of a Low-Frequency Spring, Particularly a Cantilever, for Sustaining and Measuring Short-Duration Force Pulses	75
B. Fairbanks, Picatinny Arsenal, New Jersey	
Temperature and Other Extraneous Effects on Piezoelectric Vibration Pickups	90
T. A. Perls, Lockheed Aircraft	
Special Considerations in Telemetering Missile Vibration	96
M. R. Beckman, Naval Air Missile Test Center	
A Piezoresistive Semiconductor Accelerometer.	102
R. G. Barclay, Diamond Ordnance Fuze Laboratories	
Environmental Effects on Measuring Instruments Causing Errors in Results	106
E. L. Kessler, Convair	
Effects of High-Intensity Acoustic Fields on Crystal Vibration Pickups	114
W. Bradley, Jr., Endevco Corporation	
A Method for Measuring Impact Pressure at High Mach Number Without Using a Surface Orifice	120
T. R. Wrathall, Lockheed Aircraft (Not read)	
ANALYTICAL STUDIES AND ANALYSIS OF ENVIRONMENTAL DATA	
Fluctuating Lift and Drag Acting on a Cylinder in a Flow at Supercritical Reynolds Number	147
Y. C. Fung, Ramo-Wooldridge Corporation	
Karman Vortex Forces on the Vanguard Rocket	171
R. L. Goldman, The Martin Company	
Self-Induced Oscillations of a Cylindrical Cantilever in a Wind for Reynold's Numbers Greater than Critical	180
A. A. Ezra, Martin-Denver	
On the Rotationally Symmetric Motion of a Cylindrical Shell Under the Influence of Pressure Front Traveling at Constant Velocity	185
J. I. Bluhm and F. I. Baratta, Watertown Arsenal Laboratories	
The Theory of Vibration and Noise Isolation in Shells and Housings	201
E. J. Skudrzyk, Ordnance Research Laboratory, The Pennsylvania State University	
A Simplified Model of Resonant Burning in Solid Propellants	209
W. Nachbar, Lockheed Aircraft	
Analysis and Selection of Mechanical Fuses	215
R. B. McCalley, Jr., Atomic Energy Commission	
Analysis of Vibration Data	231
F. H. Eng, Douglas Aircraft Company	
Correlation and Spectral Analysis of Time Varying Data	237
J. M. Zimmerman, Rocketdyne	

A Proposed Method for Assessing the Severity of the Vibration Environment	259
J. T. Marshall and R. A. Harmen, Naval Air Missile Test Center	
On the Response of Panels Subject to a Flow Field Containing Random Disturbances.	278
J. C. Houbolt, NACA	

FATIGUE STUDIES AND MISCELLANEOUS SUBJECTS

The Effect of Atmosphere on Creep and Fatigue at Elevated Temperature	287
M. R. Achter, U.S. Naval Research Laboratory	
Acoustic Fatigue and Damping	295
B. J. Lazan and W. J. Trapp, WADC	
Proposal for Acoustical Vibration Tests Using the Redstone and Jupiter Missiles	308
R.M. Hunt and J. H. Farrow, Redstone Arsenal	
Space Requirements for Equipment Items Subjected to Random Excitation.	315
J. A. Skoog and G. G. Setterlund, Boeing	

INFORMATION EXCHANGE

The Technical Information Services of ASTIA	323
S. E. Pope, ASTIA	
Ad Hoc Committee on Transportation Hazards	326
ASME Research Program on Random Vibration.	326

Bulletin 27

Part I

Distribution	iii
Foreword	ix
Attendance	xiii
Welcoming Address	xxiii

PART I

Missile System Survival in Near Miss Environments

Facing up to the Near-Miss Problem	1
J. R. Townsend, Special Assistant to the Director of Defense Research and Engineering	
Near-Miss Effect on Large Missiles	5
R. W. Cuthill, Chief Engineer, Army Ordnance Missile Command, Redstone Arsenal, Alabama	
Some Considerations Relative to Ballistic Missiles Base Hardening	14
J. V. Charyk, Chief Scientist, U.S. Air Force	

The Complete Systems Look at the Chance of Survival	22
Rear Admiral T. A. Ahroon, USN, Assistant Chief of Bureau for Planning, Bureau of Ordnance, Department of the Navy	

Shipboard Shock

Combat Shock Protection of Missiles Aboard Ship	27
A. L. Lang, Jr. and J. W. Lincoln, Chance Vought Aircraft, Inc., Dallas, Texas	
The Use of Large and Full-Scale Ships and Ship-Like Structures for Shock Testing	45
J. R. Sullivan, Bureau of Ships	
Shock in Ships from Underwater Bursts of Atomic Weapons	61
H. L. Rich, David Taylor Model Basin, Washington 7, D. C.	
Damage to Propulsion Machinery on a Destroyer from an Underwater Nuclear Explosion	77
R. L. Bort, David Taylor Model Basin, Washington 7, D. C.	
Duplication of Shock Waves from Nuclear Underwater Explosions by Means of Chemical Explosives	85
H. M. Schauer, Underwater Explosions Research Division, Norfolk Naval Shipyard	
Dynamic Shock Analysis of Structural Components and Piping Networks	92
V. H. Neubert, Electric Boat Division, General Dynamics Corporation, Groton, Connecticut	
Use of Free-Play as a Vibration Isolator.	110
G. E. Padget, Jr. and E. L. Kessler, Convair, Pomona	
Design of a Mounting Assembly for the Medium-Weight High-Impact Shock Machine Test	116
T. F. Callahan, United Shoe Machinery Corporation, Research Division, Beverly, Massachusetts	
Partial Full-Scale Test Program for Polaris Support Systems	123
G. H. Marmont, Firestone Engineering Laboratory, Monterey, California	

Random and Complex Wave Vibration Testing

The Control of the Sergeant Vibration Environment	133
N. F. Jacobson and W. S. Shipley, Jet Propulsion Laboratory, California Institute of Technology	

Re-Entry Simulation

Simulation of Aerodynamic Heating by Pyrotechnic Compositions	143
R. D. Dwiggin, U.S. Naval Ordnance Laboratory, White Oak, Silver Spring, Maryland	

Bulletin 27

Part II

Distribution	iii
Foreword	ix

Re-Entry Simulation

Simulating Re-Entry Flight of Ballistic Missiles	1
A. J. Howell, Chrysler Corporation, Missile Division, Detroit 31, Michigan	
An Atmosphere Entry Simulator	14
Carlton Bioletti, Ames Research Center, National Aeronautics and Space Administration, Moffett Field, California	
Calibration of a Plasma Jet Facility for Simulation of Ballistic Missile Re-Entry	22
R. R. John and W. L. Bade, AVCO Research and Advanced Development Division, Wilmington, Massachusetts	
Design of the Lockheed Spark-Heated Wind Tunnel	40
T. E. Turner, Lockheed Missiles and Space Division, Sunnyvale, California	

Design Philosophy and Environmental Test

A Guided Weapon Ground Testing Program for "Formal Approval for Production"	59
S. L. Entres, Royal Aircraft Establishment, Farnborough, England	
Vibration Effects on Design of Stellar-Inertial Guidance System	67
R. S. Dillon, Nortronics, Northrop Aircraft Inc.	
Vibrational Properties of a Low-Aspect Ratio Wing	81
V. R. Daniels, Space Flight Division, Bell Aircraft Corporation, Buffalo, New York	
The Martin-Denver Component "Fingerprinting" Program	98
W. C. Hanson, The Martin Company, Denver, Colorado	

Random and Complex-Wave Vibration Testing

Random Vibration Testing	103
Wilbur DuBois, Pilotless Aircraft Division, Boeing Airplane Company	
A Practical Approach to Random Vibration Testing	113
R. M. Bell, Lockheed Missiles and Space Division, Sunnyvale, California	
A New Method for Equalization in Random Vibration Testing	121
J. A. Ross, Ling Electronics Inc.	
"Equivalent" Vibration Program from the Fatigue Viewpoint	129
T. P. Rona, Department of Mechanical Engineering, Massachusetts Institute of Technology, Cambridge, Massachusetts	
Status Report on Random Vibration Simulation	137
Neal Granick, Aeronautical Accessories Laboratory, Wright Air Development Center, Dayton, Ohio	
Effects of Random Vibration Input Parameters on the Response of a Three-Axis Platform	147
J. P. Bosscher and J. P. Monroe, Lear Inc., Grand Rapids, Michigan	

High-Intensity Acoustic Noise Testing

Simulation of Random Acoustic Environments by a Wide Band Noise Siren	159
J. N. Cole, H. E. von Gierke, H. L. Oestreicher, and R. G. Powell, Bio-Acoustics Branch, Aero Medical Laboratory, Wright Air Development Center, Wright-Patterson Air Force Base, Dayton, Ohio	
Random-Noise Testing of Aircraft and Missile Components with the Aid of a Laboratory Air Jet	169
P. M. Edge, Jr., National Aeronautics and Space Administration, Langley Research Center	

Acoustic Noise-Laboratory Simulation and Effects on Guided Missile Components	175
M. T. Anderson and L. L. Robinson, Research and Advanced Development Division, AVCO Manufacturing Corporation, Wilmington, Massachusetts	
Extended Environmental Tests of SM-62 Missile Components	185
R. W. Mustain, NORAIR, Northrop Aircraft Inc., Hawthorne, California	
Should Acoustic-Noise Testing of Missile Equipment be Made Routine?	211
C. T. Morrow, Space Technology Laboratories, Inc., Los Angeles 45, California	
Application of Reverberant and Resonant Chambers to Acoustical Testing of Airborne Components	216
W. Fricke and R. K. Kaminski, General Engineering Laboratories, Space Flight Division, Bell Aircraft Corporation, Buffalo, New York	

Bulletin 27

Part III

Distribution	iii
Foreword	ix

Test Facilities

The Vibration Environment of Supersonic Track Sleds	1
John C. Burgess, Stanford Research Institute	
Missile Component Testing on Rocket Sleds at the Air Force Missile Development Center	13
Maj. Gen. L. I. Davis, Deputy Commander for Research, Hq. Air Research and Development Command, USAF	
Pneumatic Vibration Isolators in Rocket-Sled Simulation of Missile Accelerations.	18
H. A. Poole, Jr., Walter Kidde and Company, Inc., Belleville, New Jersey	
The NOTS Controlled-Vibration Track Test Vehicle	30
D. P. Ankeney, R. W. Murphy, and D. M. Nelson, Test Department, U.S. Naval Ordnance Test Station, China Lake, California	
System Testing on Dynamic Restraints at Lockheed SCTB	52
A. L. Hubbard, Lockheed Missiles and Space Division, Sunnyvale, California	
The Development of a Low-Cost Complex-Wave Machine for Quality Control Vibration Tests.	65
J. D. Peterson, Convair Astronautics, San Diego, California	
Preliminary Report on the Development of a Device for Vibration (or Shock) Testing in Three Mutually Perpendicular Planes Simultaneously	71
Viktor M. Panariti, Light Military Electronics Department, General Electric Company, Utica, New York	
An Evaluation of The Hyge Shock Tester for Water-Entry Shock Simulation	87
L. S. Cox and B. Schlachman, U.S. Naval Gun Factory, Washington, D. C.	
A Heavy-Equipment Vibrator Using a Toggle Mechanism	101
L. E. Mathews, U.S. Naval Air Missile Test Center, Ft. Mugu, California	

Combined Environments

Combined Environment Testing	111
Wayne Tustin, MB Manufacturing Company, New Haven, Connecticut	
Combined Environmental Tests of the Thor Guidance Section	128
John R. Howard, AC Spark Plug Division, General Motors Corporation, Milwaukee, Wisconsin	
Simulating Combined Vibration, Sustained Acceleration and Extreme Temperature Environments	135
Neal Granick and E. A. Tolle, Wright Air Development Center, Dayton, Ohio	
Investigation of a Novel Approach to Combined Environments Testing for Small Components	145
S. J. Crosby and M. D. Pope, Aerojet Systems Division, Aerojet-General Corporation, Azusa, California	
Design of an Environmental Test Program for Components of Guided Missiles	152
Edward W. Chittenden, Diamond Ordnance Fuze Laboratories, Department of the Army, Washington, D. C.	
Destructive Testing of Missile Components Under Simultaneous High-Intensity Vibratory, Thermal, and Electrical Stresses	165
V. J. Grose, Applied Physics Staff, Pilotless Aircraft Division, Boeing Airplane Company, Seattle, Washington	
The Redstone Missile Factory-to-Impact Simulation in the Laboratory	182
R. O. Wyna and R. P. Nichols, Chrysler Corporation, Missile Division, Detroit, Michigan	
Combined Environmental Test Equipment	192
Norman A. Levin, Electronics Division, Stromberg-Carlson Company, Rochester, New York	
Orbital Simulations	199
Aleck Fine, Lockheed Aircraft Corporation, Missiles and Space Division, Palo Alto, California	
A Facility for Space Simulation Studies	209
W. W. Balwanz, U.S. Naval Research Laboratory, Washington, D. C.	

Instrumentation

Low-Impedance Vibration Coupler for Missile Use	211
Richard W. Towle, and Thomas A. Perls, Lockheed Missiles and Space Division, Palo Alto, California	
A Pick-Up to Read-Out Calibrator for Vibration Channels	215
E. Rule, F. J. Suellentrop, and T. A. Perls, Lockheed Missiles and Space Division, Palo Alto, California	

Bulletin 27

Part IV

Distribution	iii
Foreword	ix

Design and Use of Vibration Test Jigs and Fixtures

The Nature of the Vibration Testing Problem	1
M. Dublin, Convair, San Diego, California	
Design Criteria for Vibration Test Jigs and Fixtures	7
Austin Howard, U.S. Naval Research Laboratory, Washington 25, D. C.	
The Scope of the Vibration Fixture Problem	10
R. G. Yaeger, Chrysler Corporation, Missile Division, Detroit, Michigan	
Design and Application of Vibration Fixtures for Large Test Items	20
Neal A. Cook, Westinghouse Electric Corporation, Air Arm Division	
Multi-Purpose Environmental Test Fixtures	26
J. G. Coulouriot, Research and Advanced Development Division, AVCO Manufacturing Corporation, Wilmington, Massachusetts	
A Critical Look at Vibration Fixture Performance	32
Arthur Sorensen, Jr., AC Spark Plug Division, General Motors Corporation, Milwaukee, Wisconsin	
An Investigation of Vibration Fixture Materials	38
D. A. Bond, Norair Division, Northrop Corporation	
Comments Pertinent to Seminar on Jigs and Fixtures	43
Irwin Vigness, U.S. Naval Research Laboratory, Washington 25, D. C.	
Comments Pertinent to Seminar on Jigs and Fixtures	44
A. Sorensen, AC Spark Plug Division, General Motors Corporation, Milwaukee, Wisconsin	
An Experimental and Theoretical Study of an Oil Film Slider	46
Edward C. Adams and Arthur Sorensen, Jr., AC Spark Plug Division, General Motors Corporation, Milwaukee, Wisconsin	
Improved Version of the Fluid Film Method of Stabilizing an Auxiliary Vibration Table	65
Joseph Hryhorec and Lucien Nelson, G and I Division, Philco Corporation	
An Oil-Film Supported Table for Vibrating Large Components	71
W. R. Lull and J. R. Burns, Allison Division, General Motors Corporation, Indianapolis, Indiana	
Considerations in Building an Inertial Guidance Facility	79
Robert F. Waters, Minneapolis-Honeywell, Inertial Guidance Center, St. Petersburg, Florida	
<u>Correlation of the Effects of Laboratory Versus Service Environments on Hardware</u>	
Real and Simulated Environment	85
Irwin Vigness, U.S. Naval Research Laboratory, Washington 25, D. C.	
The Correlation of the Effects of Laboratory Versus Service Environments on Hardware.	86
D. C. Kennard, Jr., Aeronautical Accessories Laboratory, Directorate of Laboratories, Wright-Air Development Center, Wright-Patterson Air Force Base, Dayton, Ohio	
Correlation of the Effects of Laboratory Versus Service Environments on Hardware.	88
Douglas F. Muster, General Engineering Laboratory, General Electric Company, Schenectady, New York	
A Specification Writer's Viewpoint	91
Ralph E. Blake, Lockheed Missile and Space Division, Sunnyvale, California	

Damage Accumulation in Relation to Environmental Testing.	95
R. M. Mains, Knolls Atomic Power Laboratory, General Electric Company, Schenectady, New York	
A Method of Equating Long Duration - Low Intensity and Short Duration - High Intensity Random Vibration	101
Allen J. Curtis, Hughes Aircraft Company, Culver City, California	
Evaluating the Effects of Some Logistic Environments on Missile Reliability	106
R. E. Fontana, Pacific Missile Range, U.S. Naval Missile Center, Point Mugu, California	
Reliability and Mechanical Design	113
R. P. Felgar, General Electric Company, Schenectady, New York	

Information Exchange

National Bureau of Standards Calibration Service for Vibration Pickups	127
R. R. Bouche and J. A. Miller, National Bureau of Standards	
Ad Hoc Committee on Transportation Hazards	
Meeting at El Paso	132
Shock Recorder System to Measure Package Drop Height.	132
Capt. K. W. Bull, WADC	
Status of Corps of Engineers Shock Recorder Development.	134
F. J. Lindner, USAERDL	
Description of the Sandia Effort	135
John Christian, Sandia Corporation	
Report by Mr. E. F. Williams, Quartermaster Food and Container Institute.	136
Transportation Recorder Interest at ABMA	137
Research Program on Random Vibration	138

Bulletin 28

Part I

Distribution	iii
Foreword	ix
Attendance	xvii

PART I

The Hot War Problem

Protective Construction in the Air Force	1
A. M. Minton, Maj. General, USAF, Director of Civil Engineering, Headquarters, USAF	
Hardened Sites and Mobile Sites	4
J. R. Townsend, Special Assistant to the Director of Defense Research and Engineering	

Application of the Weapon System Concept to Aerodynamic Weapon System Hardening	7
T. G. Morrison, American Machine and Foundry Company, Niles, Illinois, and J. S. Stone, Lt. Col., USAF, Directorate of Systems Management, WADD, Wright-Patterson Air Force Base, Ohio	

Data, Measurement, and Simulation of Hot War Environments

Dynamic Pressure Height of Burst Curves with Emphasis on Structural Design Applicability	17
C. N. Kingery and J. H. Keefer, Ballistics Research Laboratory, Aberdeen Proving Ground, Maryland	
Air Blast Data from Sub-Kiloton Nuclear Detonations	27
R. C. Wise, Ballistics Research Laboratory, Aberdeen Proving Ground, Maryland	
Underground Shock Environment	34
W. J. Hall and N. M. Newmark, University of Illinois	
Instrumentation for Nuclear Detonations in Various Media	46
Joseph Petes, US Naval Ordnance Laboratory, White Oak, Silver Spring, Maryland	
Conditions that Affect the Blast Vulnerability of Aircraft	56
O. T. Johnson, Ballistics Research Laboratory, Aberdeen Proving Ground, Maryland	

Design of Underground Structures and Equipment

Design of Buried Structures to Resist Nuclear Blast	63
J. L. Merritt, J. D. Haltiwanger, and N. M. Newmark, University of Illinois	
Design of Equipment to Withstand Underground Shock Environment	75
E. G. Fischer, Westinghouse Research Laboratories, Pittsburgh, Pennsylvania	
Thor Hardsite Shock and Vibration Isolation	84
B. M. Hall and E. H. Fallin III, Missiles and Space Systems Engineering, Douglas Aircraft Company, Santa Monica, California	
Design of Underground Reinforced-Concrete Arches	93
W. J. Flathau, U.S. Army Engineer Waterways Experiment Station, Vicksburg, Mississippi	
Remarks on Protective Construction	121
N. M. Newmark, University of Illinois	

Shipboard Problems

Weapons System Survival in a Hot War Environment	125
P. H. Shropshire, Jr., CDR, USN, Office of Chief of Naval Operations, Washington 25, D. C.	
Shock Design Analysis of Shipboard Machinery and Equipment	130
R. O. Belsheim, G. J. O'Hara, and A. F. Dick, US Naval Research Laboratory, Washington 25, D. C.	

The Shock to Submarine Hull Penetrations from Underwater Explosion Attack	147
G. J. Vogler, Underwater Explosions Research Division, Norfolk Naval Shipyard	
Results of Tests of D1G/D2G Reactor Compartment Component Support Model	155
R. M. Mains, Knolls Atomic Power Laboratory, General Electric, Schenectady, New York	
The Technique of Near-Miss Shock for the Tartar Missile	175
T. F. Guilfoyle, Convair, Pomona, California	
Shipboard Vibration and Shock Tests on the ASROC System	181
F. L. Baldwin, U.S. Naval Ordnance Test Station, Pasadena, California	

Missile Environmental Problems

GAM-77 Missile Vibration and Acoustic Environmental Considerations	187
R. H. Lassen and E. H. Moore, North American Aviation, Downey, California	

Bulletin 28

Part II

Distribution	iii
Foreword	ix
Problems of Protective Construction	1
E. H. Wang, Research Directorate, Air Force Special Weapons Center, Albuquerque, New Mexico	
The Design of an Underground Structure	8
A. F. W. Hamilton and L. T. Blowers, Armament Research and Development Establishment, Fort Halstead, Kent, England	
Isolation of Missile Systems from the Ground Shock Due to a Nuclear Weapon	20
G. S. Rasmussen, Convair Astronautics, San Diego, California	
Some Comments on Ground Motion Produced by Aboveground Nuclear Explosions	38
F. M. Sauer, Stanford Research Institute, Menlo Park, California	
Simulation of Nuclear Weapons Effects on Parked Aircraft	59
R. F. Smiley, Allied Research Associates, Incorporated, Boston, Massachusetts	
Damage Produced by Submicrosecond Pulses	66
F. A. Lucy, General Electric, Philadelphia, Pennsylvania	

Bulletin 28

Part III

Distribution	iii
Foreword	ix

Hot-War Environments: Studies of Blast Effects

Ground Motions Resulting from Nuclear Surface Detonations	1
R. E. Hutton, Space Technology Laboratories, Los Angeles, California	
Shock Pressures in Tunnels Oriented Face-On and Side-On to a Long Duration Blast Wave	14
Robert O. Clark and William J. Taylor, Ballistics Research Laboratories, Aberdeen Proving Ground, Maryland	
On the Design of Shock Isolated Floor Systems	22
E. Sevin, Armour Research Foundation, Chicago, Illinois	
An Analytical Method for the Design of Underground Structures	36
E. T. Selig, Armour Research Foundation, Chicago, Illinois	
Drag Coefficients for Two-Dimensional Cylinders	48
L. W. Slifer, Jr., and Jack J. Triolo, U.S. Naval Ordnance Laboratory, White Oak, Silver Spring, Maryland	

Hot-War Environments: Measurement and Data

A Photo-Optical System of Recording Shock Profiles from Chemical Explosions	59
T. K. Groves, Suffield Experimental Station, Ralston, Alberta, Canada	
Theory and Instrumentation for Measurement of Local Properties in a Blast Wave.	69
W. W. Short and H. G. Hughes, Convair, San Diego, California	
A Simple Mechanical Method for Measuring Normally Reflected Impulse	81
W. C. Olson, O. T. Johnson, and J. D. Patterson, II, Ballistics Research Laboratories, Aberdeen Proving Ground, Maryland	
A Soil-Filled Soil Stress Gage	87
H. G. Mason, Air Force Special Weapons Center, Albuquerque, New Mexico and C. M. Wolfe, United ElectroDynamics Inc., Pasadena, California	
The Mechanical Self-Recording Pressure-Time Gage — A Useful Instrument for the Acquisition of Air Blast Data from Nuclear and Large HE Detonations	99
R. E. Reisler, Ballistics Research Laboratories, Aberdeen Proving Ground, Maryland	

Hot-War Environments: Simulation

Small-Scale, Preliminary Testing for the Shock Isolation of Buried Structures	113
S. Shenkman and E. Welch, Armour Research Foundation, Chicago, Illinois	
Design Characteristics of a Conical Shock Tube for the Simulation of Very Large Charge Blasts	123
W. S. Filler, U.S. Naval Ordnance Laboratory, Silver Spring, Maryland	
Blast Loading in Tunnel Configurations	129
J. J. Swatosh, Jr., Armour Research Foundation, Chicago, Illinois, and R. Birukoff, Air Force Special Weapons Center, Albuquerque, New Mexico	

Dynamic Plate-Bearing Tests on Sand	146
Charles R. White, USN Civil Engineering Laboratory, Pt. Hueneme, California	
A Facility for Research in the Effects of Pulsed Nuclear Radiations.	154
J. R. Tomlinson, Ballistics Research Laboratories, Aberdeen Proving Ground, Maryland	
Laboratory Simulation of the Radiation Environment Produced by a Nuclear Detonation	159
J. W. Flora, Atomics International, Canoga Park, California	

Hot-War Environments: Equipment Design

Shock Isolation at Hard Bases	175
Ruth Harlam, American Machine & Foundry Company, Greenwich, Connecticut	
Transient Effects in Military Electronic Equipment Exposed to Nuclear Fallout	182
H. A. Zagorites, E. A. Carr, and J. W. Durkee, USN Radiological Defense Laboratory, San Francisco, California	
Direct-Reading Charts for Requirements of Shipboard Stowage Systems during Near Miss	190
C. D. Stevens, Goodyear Aircraft Corporation, Akron, Ohio	
Optimum Contours for Blast-Resistant Microwave Communication Towers	210
Maurice I. Young and James H. Morrissey, Philco, Philadelphia, Pennsylvania	
Factors Affecting the Response of Missiles Excited by Ground Shock	216
J. D. Wood, Space Technology Laboratories Inc., Los Angeles, California	

Hot-War Environments: Structural Design

Feasibility of Deep Shelters	223
K. E. McKee, Armour Research Foundation, Chicago, Illinois	
Underground Structural Response Experiments	233
R. H. Sievers, Jr., Capt., GE, USA Engineer Research & Development Laboratories, Ft. Belvoir, Virginia	
Relative Vulnerability of Underground Protective Construction	242
W. J. Christensen, CDR, CEC, USN, Bureau of Yards and Docks, Washington, D. C.	
Shallow Underground Arches as Shelters	252
R. A. Breckenridge, J. R. Allgood, and R. M. Webb, USN Civil Engineering Laboratory, Pt. Hueneme, California	
Underground Shock Environment Data and Application to the Design of Underground Structures	269
E. Cohen and S. Weissman, Ammann & Whitney, New York	

Bulletin 28

Part IV

Distribution	iii
Foreword	ix

Design Problems and Solutions

A Method for Predicting Environmental Vibration Levels in Jet-Powered Vehicles . . .	1
P. T. Mahaffey and K. W. Smith, Convair, Ft. Worth, Texas	
The Influence of Mass and Damping on the Response of Equipment to Shock and Vibration	15
R. E. Blake and T. Ringstrom, Lockheed Missiles and Space Division, Sunnyvale, California	
On the Prediction of Dynamic Environments	20
R. W. Mustain, Northrop Corporation, Hawthorne, California	
External Noise Fields of a Boost-Glide Hypersonic Vehicle.	48
Werner Fricke and William Squire, Bell Aircraft Corporation, Buffalo, New York	
Application of the Vibration Absorber Principle for the Protection of Airborne Electronic Equipment	57
Harry R. Spence and James H. Winters, Space Technology Laboratories, Inc., Los Angeles, California	
A Practical Approach to Shock Mounting	65
W. G. Soper, Los Alamos Scientific Laboratory, and R. C. Dove, University of New Mexico	
Simplified Approach to Designing Shock Isolation for the Rotational Drop Test	79
G. S. Mustain, Douglas Aircraft, Santa Monica, California	

Test Methods and Techniques

The Reverse-Action Shock-Testing Method.	87
J. W. Apgar and G. R. Thomson, Ballistics Research Laboratory, Aberdeen Proving Ground, Maryland	
The Air Shock Tube as a Shock Testing Facility.	94
S. R. Melcher, U.S. Naval Missile Center, Pt. Mugu, California	
Shock Testing Polaris Missile Re-Entry Bodies with an Electrodynamic Shaker	101
H. O. Lewis, Lockheed Missiles and Space Division, Sunnyvale, California	
A Quasi-Sinusoidal Vibration Test as a Substitute for Random Vibration Testing	114
A. E. Galef, Radioplane, Van Nuys, California	
Recoverable Data Capsule Design and its Application to the Protection of Military Equipment	120
E. M. Mazur, General Electric Company, Philadelphia, Pennsylvania	
Development of a Combined Climatic, Static, and Dynamic Environmental Test Facility	131
J. J. Hendrix, E. H. Moore, and K. M. Murphy, North American Aviation Inc., Downey, California	
Hydrodynamic Impact Testing of a Radiometric Sextant Radome	141
S. L. Spitz, Allied Research Associates, Inc., Boston, Massachusetts	

Instrumentation and Data Analysis

A Critique of the Techniques used in the Measurement, Analysis, and Simulation of Missile Vibration Environment	157
M. R. Beckman, U.S. Naval Missile Center, Pt. Mugu, California	
Application of a Special Test Fixture to Vibration Measurement During Static Firing of Rocket Motors	165
M. W. Oleson, U.S. Naval Research Laboratory, Washington 25, D.C.	

The Significance of Power Spectra and Probability Distributions in Connection with Vibration	171
Charles T. Morrow, Space Technology Laboratories, Inc., Los Angeles, California	
Measurements for the Response of Substructures to the Exhaust Noise of a Turbojet Engine	177
H. J. Parry, Lockheed Aircraft Corporation, Burbank, California	
Supersonic Air-to-Surface Missile Vibration Program	189
J. L. Frarey and P. W. Kinnear, Jr., North American Aviation, Downey, California	
Shock Data Handling Systems at David Taylor Model Basin	197
Mrs. S. C. Atchison, David Taylor Model Basin, Washington 7, D.C.	
A Thermal Power Detector	202
B. L. Mattes, Lockheed Missiles and Space Division, Palo Alto, California	
A Data System for the Description of Missile Environments	208
D. Brown, Douglas Aircraft Company, Santa Monica, California	
Some Instrumentation Requirements of a Nonperiodic 6-ms Sawtooth Pulse	218
R. C. Woodbury, Jet Propulsion Laboratory, Pasadena, California	
Introduction to Shock and Vibration Simulation	225
R. M. Mains, Knolls Atomic Power Laboratory, General Electric, Schenectady, New York	
Parametric Study of Response of Base-Excited Two Degree-of-Freedom Systems to White Noise Excitation	232
A. J. Curtis and T. R. Boykin, Jr., Hughes Aircraft Company	

Panel Session and Discussion

The Collection, Analysis, and Presentation of Shock and Vibration Data	255
--	-----

Information Exchange

Brittle-Fracture Transition of Some Concrete Reinforcing Steels	273
A. L. Tarr, Office Chief of Research and Development, Army Research Office	
Free-Field Effects Due to an Explosion on the Surface of a Semi-Infinite Linear-Elastic Solid	276
H. H. Bleich, Consultant, Weidlinger and Salvadori, New York City	
The Design and Development of a Shock Response Analyzer (Abstract)	277
W. P. Barnes, Boeing Airplane Company	

Bulletin 29

Part I

Distribution	iii
Foreword	ix
Attendance	xvii
Welcome	x
Rear Admiral G. L. Russell, USN, Commandant, Twelfth Naval District	

Democracy - A Flexible System Under Stress	1
E. Finley Carter, Stanford Research Institute, Menlo Park, California	

Shipboard Problems

Results of Recent Underwater-Explosion Shock Tests on Surface Ships and Submarines	5
R. E. Converse, Jr., and C. M. Atchison, David Taylor Model Basin, Washington, D.C.	
An Explosion Shock-Testing Method for Shipboard Equipment	12
J. K. Fleming and R. E. Oliver, Norfolk Naval Shipyard	
Optimization of the Polaris Fleet Ballistic Missile Shock Isolation System	19
H. C. Schjelderup and J. C. Peck, National Engineering Science Company, Pasadena, California	
Dynamics of Shipboard Launching of a Resiliently Mounted Missile, Subject to Various Ship Motions	32
E. G. Fischer and R. W. Miller, Westinghouse Research Laboratories, Pittsburgh, Pennsylvania	
Environmental Vibration on Naval Surface Ships and Submarines	39
Erich Buchmann and F. M. Kessler, David Taylor Model Basin, Washington, D.C.	
Vulnerability of Naval Ships to Nuclear Attack: A Multienvironment Problem	48
R. A. Sulit, D. P. Schultze, and R. Cole, U.S. Naval Radiological Defense Laboratory, San Francisco, California	
Program Requirements in the Area of Shipboard Shock and Vibration	63
E. F. Noonan, Bureau of Naval Weapons, Chairman of the session on Shipboard Problems	

Acoustic and Vibration Environments

Acoustical Measurements in the 1/3-Scale Minuteman Missile Silo	65
D. N. Keast, Bolt, Beranek and Newman, Inc., Los Angeles, California	
Tartar Missile In-Flight Acoustic Environment	79
J. J. VanHouten, Convair, Pomona, California	
Missile Flight Vibration Due to Motor Ignition	92
Paul V. Roberts, Raytheon Company, Bedford, Massachusetts	
Determination of Vibration Test Levels for Design Evaluation of Polaris Missile	110
J. E. Barkham and K. Kuoppamaki, Lockheed Aircraft Corporation, Missiles and Space Division, Sunnyvale, California	

Bulletin 29

Part II

Distribution	iii
------------------------	-----

CURRENT AND REQUIRED RESEARCH FOR HIGH-LEVEL PROTECTIVE CONSTRUCTION	1
N. M. Newmark, University of Illinois	
NEAR SUPERHARDNESS AT AN ACCEPTABLE COST PREMIUM	7
PART I - DEEP UNDERGROUND AS A MEANS OF PROVIDING PROTECTIVE CONSTRUCTION	
Air Commodore R. B. Whiting, MBE, CD, RCAF	
PART II - THE PROJECT, ITS PLANNING, ORGANIZATION, AND IMPLEMENTATION	
Squadron Leader S. E. Martin, CD, B. Sc., RCAF	
PART III - DESIGN TO RESIST SHOCK AND VIBRATION	
G. P. Mason, B. Sc., P. Eng., A. D. Margison and Associates Limited	
PART IV - A DEEP UNDERGROUND PROJECT TAKES SHAPE	
J. H. Douglas, MBE, P. Eng., B. A., M. C. I. M., A. D. Margison and Associates Limited	
PART V - THE PROJECT IN RETROSPECT	
Group Captain J. W. Griffith, RCAF	
RESPONSE OF ELECTRONIC EQUIPMENT TO NUCLEAR BLAST	50
J. A. Granath and C. A. Miller, Armour Research Foundation, Illinois Institute of Technology	

Bulletin 29

Part III

Distribution	iii
Foreword	ix

Section 1 Free-Field Phenomena

Cratering from a Megaton Surface Burst	1
H. L. Brode and R. L. Bjork, The Rand Corporation, Santa Monica, California	
Analytical and Experimental Studies on Locking Media	30
Paul Weidlinger, Weidlinger Consultants, New York, New York	
An Experiment on Soils Loaded Dynamically by a Shock Tube	40
H. R. J. Walsh, Air Force Special Weapons Center, Kirtland Air Force Base, New Mexico	
Motions Produced by an Explosion Above a Nonhomogeneous Elastic Medium	57
C. M. Ablow, R. C. Alverson, F. Gair, and F. M. Sauer, Stanford Research Institute, Menlo Park, California	
A Device for Determining Dynamic Stress-Strain Relationships of Soils	65
K. Kaplan, J. V. Zaccor, and A. B. Willoughby, Broadview Research Corporation, Burlingame, California	
Impact Wave Propagation in Columns of Sand	75
B. R. Parkin, The Rand Corporation, Santa Monica, California	

Equations of State Studies for Soil	76
M. A. Chaszeyka, Armour Research Foundation, Chicago, Illinois	
Comments of the Chairman	89
H. L. Brode, The Rand Corporation	

Section 2
Interaction of Soils with Structures

Introductory Remarks by the Chairman	91
G. A. Young, Air Force Special Weapons Center, Kirtland Air Force Base, New Mexico	
Present Role of Soil Dynamics in the Design of Underground Protective Structures . . .	93
G. N. Sisson, Air Force Special Weapons Center, Kirtland Air Force Base, New Mexico	
A Concept for Soil-Structure Interaction Due to Ground Shock Waves	100
A. H. Wiedermann, Armour Research Foundation, Chicago, Illinois	
The Effects of Nuclear Explosions on Deep Underground Cylindrical Tunnels in Elastic Media	1
M. L. Baron, Weidlinger Consultants, New York, New York	
A Simplified Theory of the Interaction of Shell Structures with Soil	126
T. G. Morrison, American Machine and Foundry Company, Niles, Illinois	
Dynamic Strength of Rocks	136
D. R. Grine, Stanford Research Institute, Menlo Park, California	
Soil Displacement Induced by Air Blast	145
W. R. Perret, Sandia Corporation, Albuquerque, New Mexico	

Section 3
Structural Design

The Earthquake Ground Shock Problem and its Relation to the Explosive-Generated Ground Shock Problem	157
G. W. Housner, California Institute of Technology, Pasadena, California	
Model Experiments Pertaining to the Design of Underground Openings Subjected to Intense Ground Shocks	169
J. S. Rinehart, Colorado School of Mines	
Design of Below Ground Arch and Dome Type Structures Exposed to Nuclear Blast . . .	188
E. B. Laing and E. Cohen, Ammann and Whitney, New York, New York	
Antennas for Hard Radio Communications Systems - A Preliminary Study	224
S. P. Morgan and E. E. Zajac, Bell Telephone Laboratories, Inc., Murray Hill, New Jersey	
Review of Blast Closure Systems	233
M. Hassman and E. Cohen, Ammann and Whitney, New York, New York	
Foundations for Protective Structures	275
K. E. McKee, Armour Research Foundation, Chicago, Illinois	
Protective Construction by Proven Components	289
Capt. R. H. Sievers, Jr., USAERDL	
Consideration of Costs and Capabilities of Protective Structures	299
R. B. Vaile, Jr., Stanford Research Institute, Menlo Park, California	

Section 4
Effects on Equipment in Hardsites

Nuclear Ground Shocks Environment	305
R. W. Dowdy, Daniel, Mann, Johnson, and Mendenhall and Associates, Los Angeles, California	
Nuclear Weapon Blast and Ground Shock Effects on Dynamic Response of Interior Components and Equipment in Underground Structures	324
S. Weissman, E. Cohen, and N. Dobbs, Ammann and Whitney, New York, New York	
A Free-Field Stress Gage and Test Results in a New 1000-psi Dynamic Pressure Tank	338
T. Winston and J. R. Stagner, United Electrodynamics, Inc., Pasadena, California	
Test Planning for Shock Tests of a Hardened Weapon System	348
H. M. Salisbury, Convair, Astronautics, San Diego, California	
Ground Shock Loads Imposed on the Silo Stored ICBM	353
A. F. Winemiller, The Martin Company, Denver, Colorado	

Bulletin 29

Part IV

Distribution	iii
Foreword	ix

Section 1
Test Methods and Techniques

An Experimental Evaluation of Sinusoidal Substitutes for Random Vibrations	1
W. D. Trotter, Boeing Airplane Company, Seattle, Washington	
Application of Mechanical Impedance Concepts to Rocket Motor Vibration	13
R. O. Belsheim, U.S. Naval Research Laboratory, Washington 25, D.C.	
A Phase Separation Technique for the Experimental Determination of Normal Vibration Modes of Flight Vehicles	30
C. V. Stahle, The Martin Company, Baltimore Division	
A Versatile Drop Test Procedure for the Simulation of Impact Environments	43
G. W. Brooks and H. D. Carden, NASA, Langley Research Center	
The TRANSIT Satellite Thermal-Vacuum Test Program	52
R. W. Blevins, L. D. Eckard, and I. B. Irving, Johns Hopkins University, Applied Physics Laboratory, Silver Spring, Maryland	
Common Sense in the Systems Test Approach	66
R. G. Yaeger, Chrysler Corporation, Detroit, Michigan	
Acceleration-Time Pulse Shaping with an Air-Gun Facility	84
H. D. Sivinski, Sandia Corporation, Albuquerque, New Mexico	
Shock Testing with the Electrodynamical Shaker	96
R. W. Wells and R. C. Mauer, Lockheed Aircraft Corporation, Burbank, California	
Prudent Specification of Random-Vibration Testing for Isolators	106
H. C. Lawrence, Aeroflex Laboratories, Long Island City, New York	

Section 2
Data Analysis

How Useful is Your Harmonic Analysis?	113
S. G. Champ, Boeing Airplane Company, Aero-Space Division, Seattle, Washington	
A Method for the Analysis of Short-Duration Nonstationary Random Vibration	126
R. D. Kelly, Hughes Aircraft Company, Culver City, California	
A Spectral Analyzer for Shock Environment	138
W. P. Barnes, Boeing Airplane Company, Seattle, Washington	
Methods of Vibration Analysis for Combined Random and Sinusoidal Inputs	153
J. P. Stoll, Autonetics, A Division of North American Aviation, Inc., Downey, California	
A "Quick-Look" Technique for Service Vibration Data	179
D. W. Nelson, Boeing Airplane Company, Seattle, Washington	
The Principles Involved in Choosing Analyzer Bandwidth, Averaging Time, Scanning Rate, and the Length of the Sample to be Analyzed	183
R. C. Moody, Technical Products Company, Los Angeles, California	
Automatic Transmissibility Plotter	191
M. Matrullo and D. R. Thomas, The Martin Company, Baltimore, Maryland	

Section 3
Analysis and Design

Response of a Vibrating System to Several Types of Time-Varying Frequency Variations	197
A. V. Parker, Collins Radio Company, Cedar Rapids, Iowa	
Correlation of Sinusoidal and Random Vibrations	218
B. M. Hall and L. T. Waterman, Douglas Aircraft Company, Inc., Santa Monica, California	
Effect of Detuning in Coupled Systems Excited by Single-Frequency Sweeps	226
C. T. Morrow, Space Technology Laboratories, Inc., Los Angeles, California	
Natural Bending Frequencies and Mode Shapes of Missiles Having a Multiple-Tank Configuration	233
J. D. O'Rourke and C. L. Conrad, Chrysler Corporation, Missile Division, Detroit, Michigan	
Conceptual Approach to Vibration Control for System Reliability	241
L. I. Mirowitz, McDonnell Aircraft Corporation, St. Louis, Missouri	
Cumulative Fatigue Damage Due to Variable-Cycle Loading	253
J. R. Fuller, Boeing Airplane Company, Seattle, Washington	
Statistical Inferences on Environmental Criteria and Safety Margins	274
R. W. Mustain, Nortronics, Hawthorne, California	
The Coupled-Compression Isolator for Shock and Vibration	299
R. D. Hawkins, Sperry Gyroscope Company, Great Neck, New York	
Vibration Interaction of Foundation Equipment and Piping	307
V. H. Neubert and J. E. Cadoret, Electric Boat Division, General Dynamics Corporation, Groton, Connecticut	

Section 4
Acoustic Environments

Acoustic Problems Associated with Underground Launching of a Large Missile.	317
H. N. McGregor, The Martin Company, Denver, Colorado	

Empirical Prediction of Space Vehicle Vibration	336
K. McK. Eldred, Western Electro-Acoustic Laboratory, Inc., Los Angeles, California	
An Estimate of Missile Environmental Acoustic Pressures Resulting from a Subsurface Launch, Based on Model Tests	351
Edwin C. Kamps, Convair, San Diego, California	

Section 5
Panel Session

The Establishment of Test Levels from Field Data	359
--	-----

Section 6
Evening Session

Zero Shift in Piezoelectric Transducers	377
---	-----

Section 7

Information Exchange	403
--------------------------------	-----

Bulletin 30

Part I

Distribution	iii
Foreword	viii
Attendance	xvi

PART I

Environments in the Army Equation	1
Lt. General Arthur G. Trudeau, Chief of Research and Development, Department of the Army	

Section 1
Radiation Phenomena

Introductory Remarks to TREE Phenomena Presentation	7
Major R. I. LaRock, United States Army, Defense Atomic Support Agency	
The Significance of TREE to Military Electronics	8
P. H. Haas, Diamond Ordnance Fuze Laboratories, Washington, D. C.	
Laboratory Simulation of Radiation Environment	24
T. D. Hanscome, Nucleonics Laboratory, Hughes Aircraft Company, Fullerton, California	
Summary of Recent Experiments on Pulsed Radiation Effects on Electronic Components	34
W. A. Bohan, Space Guidance Center, International Business Machines, Owego, New York	

Analog Computer Prediction of Transient Nuclear Radiation Effects	43
G. L. Keister, The Boeing Company, Seattle, Washington	
Actual Measurement of the Aging of Frequency Oscillators Operating in Outer Space	55
P. R. Arendt, Institute for Exploratory Research, United States Army Signal Research and Development Laboratory, Fort Monmouth, New Jersey	

Section 2
Shipboard Shock

A Survey of the Shock Problem in the United States Navy	61
H. L. Rich, David Taylor Model Basin, Washington, D. C.	
Shock in Ships—A Review of Recent British Work in this Field	80
P. B. Wishart, R.N.S.S., Naval Construction Research Establishment, Dunfermline, Scotland	
Design Inputs for Shipboard Equipment Subject to Shock	92
R. O. Belsheim and G. J. O'Hara, United States Naval Research Laboratory, Washington, D. C.	
Design Computations and Shock Tests of the Flexible Polaris Missile on a Liquid Spring Mounting	108
E. G. Fischer, C. R. Brown, and R. W. Miller, Westinghouse Research Laboratories, Pittsburgh, Pennsylvania	
A Combined Analytical and Testing Method for Obtaining a Mathematical Representation for Nonlinear Shock Absorbers	119
V. Stroud and W. A. Volz, Westinghouse Electric Corporation, Sunnyvale, California	
Class H.I. Shock Requirements - Present and Planned	131
J. R. Sullivan, Bureau of Ships, Washington, D. C.	

Section 3
Missile Vibration and Noise

Determination of the Flight Vibration Environment of the "SEASLUG" Ship-to-Air Guided Weapon	149
D. A. Nutt, Whitworth Gloster Aircraft Ltd., Coventry, England	
Severe Talos Vibration Environment and its Effect on Control System Sensing Instruments	165
T. G. Collins and D. B. Taylor, The Bendix Corporation, Mishawaka, Indiana	
New Technique for Vibration Mounting of Equipment Requiring Specific Angular Alignment	178
S. Balan, Grumman Aircraft Engineering Corporation, Bethpage, Long Island, New York	
Acoustic Design as Exemplified by the Mauler Weapon System	189
R. Strike, General Dynamics, Pomona, California and J. J. Van Houten, Ling-Temco Research Division	
Laboratory Simulation of the Factory-to-Launch-to-Target Sequence of a Titan Experimental Re-Entry Vehicle	199
J. G. Colt and A. C. Ferrucci, Research and Advanced Development Division, AVCO Corporation, Wilmington, Massachusetts	

Section 4
Simulation of Transportation Environments

Third Stage Minuteman Transportation Program Tests	211
J. C. Farber, R. W. Borgmeier, and W. Beebe, Hercules Powder Company, Salt Lake City, Utah	

Bulletin 30

Part II

Foreword	iv
--------------------	----

Mechanical Impedance

Introductory Remarks	1
R. O. Belsheim, U.S. Naval Research Laboratory, Washington, D. C.	
Analytical Determination of Mechanical Impedance.	8
R. Plunkett, University of Minnesota, Minneapolis, Minnesota	
Instruments and Methods for Measuring Mechanical Impedance	18
R. R. Bouche, Endevco Corporation, Pasadena, California	
Applications of Impedance Information	29
R. E. Blake, Lockheed Missiles and Space Company, Sunnyvale, California	
Application of Mechanical Admittance Data to the Solution of a Practical Problem.	43
R. W. Mustain, Nortronics Division, Northrop Corporation, Hawthorne, California	
Structural Response to Dynamic Load	66
R. M. Mains, General Electric Laboratory, General Electric Company, Schenectady, New York	
Discussion	

Bulletin 30

Part III

Foreword	v
--------------------	---

Section I

Measurement and Definition of Transportation Environments

What Should be Known to Evaluate Rail Shipping Damage	1
R. M. Mains, General Electric Company, Schenectady, New York	
Measurement of the Cross-Country Terrain Environment	8
H. P. Simon and C. D. Roach, U.S. Army Transportation Research Command Fort Eustis, Virginia	
Rail Transport Dynamic Environment	16
R. W. Hager, R. L. Partington, and R. J. Leistikow, The Boeing Company Seattle, Washington	
Definition and Measurement of Shipping Vibration Environments	27
H. R. Welton, L. L. LeBrun, R. Carmichael, and W. Harger, Northrop Corporation Hawthorne, California	
Shock and Vibration of Standard Military Vehicles in Over-the-Road Application	36
R. Kennedy, U.S. Army Transportation Research Command, Fort Eustis, Virginia	
Vibration Loads on a Wheeled Vehicle	45
S. J. Grabowski, U.S. Army Ordnance Arsenal, Detroit, Michigan	

Section 2
Isolation of Packaged Items

Trends in the Isolation of Packaged Items.	57
R. K. Stern, Forest Products Laboratory, Madison, Wisconsin	
An Approach to the Solution of Shock and Vibration Isolation Problems as Applied to Package Cushioning Materials.	66
C. D. Henny and F. R. Leslie, The Boeing Company, Seattle, Washington	
Design and Evaluation of Packages Containing Cushioned Items, Using Peak Acceleration Versus Static Stress Data.	76
T. J. Grabowski, Research and Development Center, Armstrong Cork Company Lancaster, Pennsylvania	
Recent British Developments in Package Cushioning, Dynamic Testing and Instrumentation.	87
S. C. Schuler, Royal Radar Establishment, Malvern, England	
Low-Temperature Static-Dynamic Urethane Foam Cushioning Studies.	100
W. B. Tolley, Tucson Engineering Laboratory, Hughes Aircraft Company, Tucson, Arizona	

Section 3
Simulation of Transportation Environments

A Proposal to Establish Valid Ground Transportation Tests	111
A. E. Surosky, General Testing Laboratories, Moonachie, New Jersey	
Theoretical and Practical Bases for Specifying a Transportation Vibration Test	122
G. S. Mustin and E. D. Hoyt, Reed Research, Inc., Washington, D. C.	
Some Shock Spectra Comparisons Between the ATMX 600 Series Railroad Cars and a Railroad Switching Shock Test Facility	138
R. H. Rector, Sandia Corporation, Albuquerque, New Mexico	
Rough Handling Tests of Reusable Containers	165
F. Yee, Detroit Arsenal, Detroit, Michigan	
Simulation of Rail Car Coupling Environment	173
W. H. Brown and R. L. Dyrdaahl, The Boeing Company, Seattle, Washington	

Section 4
Design of Containers and Transporters

Design and Engineering Evaluation Testing of the Terrier Missile Shipping Container	185
R. L. Munson, General Dynamics, Pomona, California	
Shock Response of a Nonlinear Missile Suspension System.	194
E. Y. W. Tsui and P. Stern, Lockheed Missiles and Space Division, Sunnyvale, California	
Lightweight Shock Isolation System for a Mobile Nuclear Power Plant.	211
J. W. Blakley, Research and Development Division, Aerojet-General Nucleonics San Ramon, California	
Shock and Vibration of APCHE Trailer.	222
S. A. Lever, Radio Corporation of America, Van Nuys, California	
Missile Transporter Vibration Analysis.	243
R. R. Simun and R. S. Peterson, Douglas Aircraft Company, Santa Monica, California	
Container Design for Nike Zeus Missile.	250
J. R. Erkenbrack, Douglas Aircraft Company, Inc., Santa Monica, California	
Design Criteria for Underwater Ordnance Missile Containers	257
R. J. Sefing, Minneapolis-Honeywell Regulator Company, Duarte, California	

Section 5
Aerial Delivery of Supplies and Equipment

Cushioning for Aerial Delivery	261
J. Neils Thompson and E. A. Ripperger, Structural Mechanics Research Laboratory The University of Texas, Austin, Texas	
Design of Cushioning Systems for Air Drop	276
M. P. Gionfriddo, QM Research and Engineering Center, Natick, Massachusetts	
Problems of Efficiency, Definition, and Measurement of Shock Associated with Parachuted Loads	290
G. W. H. Stevens, Royal Aircraft Establishment, Farnborough, England	
The Response of Yielding Structures to Shock Loading	302
E. A. Ripperger and W. T. Fowler, Structural Mechanics Research Laboratory The University of Texas, Austin, Texas	
Aerial Delivery of a Heavy Unit Load by Parachute Extraction	317
2nd Lt. D. C. Turk, USAF, Hq. 6511th Test Group (Parachute), El Centro, California	
The Telemetering Clevis	327
Capt. W. Gourlay, Jr., USAF, 6511th Test Group (Parachute), El Centro, California	
A Simple Efficient, One-Shot Energy Absorber	331
C. K. Kroell, General Motors Research Laboratory, Warren, Michigan	

Section 6
Panel Session I

Engineering Approach to the Protection of a Fragile Rem	339
---	-----

Bulletin 30

Part IV

Foreword	
--------------------	--

Section 1
Saturn Environmental Program

Saturn Telemetry System	1
F. H. Emens, National Aeronautics and Space Administration, Marshall Space Flight Center, Huntsville, Alabama	
Saturn Static Measurements	6
M. A. Ferrario, National Aeronautics and Space Administration, Marshall Space Flight Center, Huntsville, Alabama	
Transducer Placement Program	11
D. D. Tomlin, Jr., Chrysler Corporation, Huntsville, Alabama	
Saturn Vehicle Shock and Vibration Data Reduction	16
J. A. Jones, National Aeronautics and Space Administration, Marshall Space Flight Center, Huntsville, Alabama	
Saturn Guidance, Control and Instrumentation Equipment Test Philosophy	22
W. N. Allen and W. Wagnon, National Aeronautics and Space Administration, Marshall Space Flight Center, Huntsville, Alabama	

Acoustic and Vibration Environment for Saturn	24
R. E. Jewell, Chrysler Corporation, Huntsville, Alabama, and G. D. Johnston, National Aeronautics and Space Administration, Marshall Space Flight Center, Huntsville, Alabama	
Investigation of Vibration Characteristics of a 1/5-Scale Model of Saturn SA-1.	30
J. S. Mixson and J. J. Catherine, National Aeronautics and Space Administration, Langley Research Center, Langley Air Force Base, Virginia	
Experimental Vibration Program on a Full-Scale Saturn Space Vehicle	40
C. E. Watson, National Aeronautics and Space Administration, Marshall Space Flight Center, Huntsville, Alabama	
A Comparison of Theoretical Bending and Torsional Vibrations with Test Results of the Full-Scale Saturn and the One-Fifth Scale Test Vehicle	61
T. Bullock, National Aeronautics and Space Administration, Marshall Space Flight Center, Huntsville, Alabama	
Propellant Behavior in the Tanks of Large Space Vehicles	75
H. F. Bauer, National Aeronautics and Space Administration, Marshall Space Flight Center, Huntsville, Alabama	
Dynamic Investigations of Thrust Build-Up and Cutoff for the Saturn Vehicle.	85
R. F. Glaser and D. C. Christian, National Aeronautics and Space Administration, Marshall Space Flight Center, Huntsville, Alabama	

Section 2
Vibration and Noise

A Preliminary Investigation of the Equivalence of Acoustics and Mechanical Vibrations	103
L. Marin and R. C. Kroeger, Light Military Electronics Department, General Electric Company, Utica, New York	
The Value of Acoustical Testing of Small Electronic Components	114
F. Palmisano, U.S. Army Signal Research and Development Laboratory, Fort Monmouth, New Jersey	
Random Versus Sinusoidal Vibration Damage Levels	128
L. T. Waterman, Douglas Aircraft Company, Santa Monica, California	
Feasibility of Using Structural Models for Acoustic Fatigue Studies	140
C. L. Gray, Norair Division, Northrop Corporation, Hawthorne, California	
Control of Missile Vibration Response by Additive Damping Treatments	153
R. E. Bieber, J. H. Fairman, and R. J. Herzberg, Lockheed Missile and Space Company, Sunnyvale, California	
Structural Vibration in Space Vehicles	163
K. McK. Eldred, Western Electro-Acoustic Laboratory, Inc., Los Angeles, California, and W. Roberts and R. W. White, Norair Division, Northrop Corporation, Hawthorne, California	
Control of Missile Noise During Silo Launch	187
P. A. Franken, Bolt Beranek and Newman, Inc. Los Angeles, California	
Vibration of a Radar Nose Package Using Lightweight Magnesium Fixtures	199
E. N. Davidson, Air Arm Division, Westinghouse Electric Corporation, Baltimore, Maryland	

Bulletin 30

Part V

Foreword	iii
--------------------	-----

Section 1

Advanced Test and Simulation Facilities

A Survey of Large Space Chambers	1
R. T. Hollingsworth, NASA, Goddard Space Flight Center, Greenbelt, Maryland	
Test Facility for Vibration Testing of Large Packages	4
K. J. Metzgar and R. C. Lewis, The Calidyne Company, Inc., Winchester, Massachusetts	
A Vibration-Shock Exciter Using Direct Electric-Field Modulation of Hydraulic Power . . .	12
J. J. Eige, Stanford Research Institute, Menlo Park, California, and R. W. Sevy, Aeronautical Systems Division, Wright-Patterson Air Force Base, Ohio	
Design and Performance Data of a Unique Broadband Acoustic Test Facility.	17
J. P. Henderson and K. M. Hankel, Aeronautical Systems Division, Wright-Patterson Air Force Base, Ohio	
Sonic Test Facility for Aerospace Requirements.	28
W. B. Greenwood, North American Aviation, Inc., Los Angeles, California	
The Aeronautical Systems Division Sonic Fatigue Facility	37
A. W. Kold and O. R. Rogers, Aeronautical Systems Division, Wright-Patterson Air Force Base, Ohio	
The Whirl Tower	51
C. O'Connor, Chance Vought Corporation, and E. F. Williams, 6511th Test Group (Parachute), USAF, El Centro, California	
A Dynamic Analyzer for Evaluating Reconnaissance Systems	61
J. W. McCormick, Aeronautical Systems Division, Wright-Patterson Air Force Base, Ohio	
Development of a Combined Environment Chamber for Physiological Testing	68
J. D. Matthews, The Boeing Company, Seattle, Washington	

Section 2

Measurement and Simulation of Space Environments

Scientific Satellites and the Space Environment	75
J. C. New, NASA, Goddard Space Flight Center, Greenbelt, Maryland	
Micrometeoroid Impact Damage	92
W. M. Alexander, C. W. McCracken, and Luc Secretan, NASA, Goddard Space Flight Center, Greenbelt, Maryland	
Vibration Testing of the Mercury Capsule	97
M. H. Hieken, McDonnell Aircraft Corporation, St. Louis, Missouri	
Simulation Problems in Futuristic Space Environmental Chambers	105
J. W. Farrell, Temco Electronics and Missiles Company, Dallas, Texas	
Vibration at Altitude	116
C. O. Phillips, Air Force Missile Development Center, Holloman Air Force Base, New Mexico	

Solar Radiation	125
M. P. Ornstein, Aeronautical Systems Division, Wright-Patterson Air Force Base, Ohio	
Vibrational Environment of the Mercury-Redstone Vehicle	132
G. A. Wilhold, Chrysler Corporation, Huntsville, Alabama	
Simulation of Air Drops for the Project Mercury Landing System Controller	139
A. J. Silver, Litton Systems, Inc., Woodland Hills, California	

Section 3
Panel Session II

Utility of Isolators for Protection of Equipment	143
--	-----

Section 4
Information Exchange

Indeterminate Shock Analysis	155
S. Y. Lee, Douglas Aircraft Company, Inc., Santa Monica, California	
BuShips Technical Report Film - "The Shock Problem in Naval Ships - A Report to Industry," No. SHIPS 5-61	171
American Standard Specification for Design, Construction, and Operation of Variable-Duration, Medium-Impact Shock-Testing Machine for Lightweight Equipment. S2.1 - 1961	171

Bulletin 31

Part I

Distribution	iii
Foreword	viii

PART I

Environmental Vibration on Submarines (Unclassified)	1
E. Noonan, V. Hardy, and J. Cummings, DTMB (Paper Confidential)	
A Synopsis of the Shock, Vibration, and Acoustics Program - Nike Zeus (Unclassified) . .	21
D. A. Stewart, Douglas Aircraft Co. (Paper Confidential)	
Design and Development of a Land-Based Mobile Launching and Handling System for the Polaris Missile (Unclassified)	51
T. K. Moy, Westinghouse Electric Corp. (Paper Confidential)	
Determination of the Acceptable Vibration Environment for ASROC Motors (Unclassified) Weathersbee & Slates, USNOTS China Lake (Paper Confidential)	74
Formulation of Criteria for Missile-Engine Compatibility (Unclassified)	83
C. V. Ryden, USN Missile Center, Pt. Mugu (Paper Confidential)	

Bulletin 31

Part II

Distribution	iii
Foreword	viii
Address	1
Major General R. G. Ruegg, USAF, Commander, Aeronautical Systems Division	

Section 1 Environmental Problems of the Next Ten Years

Address	7
Dr. Paul A. Siple, Scientific Advisor, Army Research Office, Office, Chief of Research and Development, DA	
Space Vehicle Environment and Some NASA Facilities for Their Simulation	12
Dr. John A. Duberg, Technical Assistant to the Associate Director, NASA Langley Research Center, Langley Station, Hampton, Virginia	
Address	21
Dr. R. O. Burns, Scientific Advisor to the Deputy Chief of Naval Operations (Development)	

Section 2 Development of Specification Requirements

Derivation of Shock and Vibration Tests Based on Measured Environments	25
M. Gertel, MITRON Research and Development Corporation, Waltham, Massachusetts	
Environmental Testing Standardization via MIL-STD-810 Environmental Test Methods for Aerospace and Ground Equipment	34
Virgil J. Junker, Environmental Division, Deputy for Test and Support, Aeronautical Systems Division, AFSC	
Development of Military Specification MIL-T-23103 (WEP), General Requirements Thermal Performance Evaluation of Airborne Military Electronics Equipment	38
Jim Baum and Ray Jimenez, Motorola Military Electronics Division, Scottsdale, Arizona	
The Relationship of Measured Vibration Data to Specification Criteria	49
R. C. Kroeger and G. J. Hasslacher, III, Light Military Electronics Department, General Electric Company, Utica, New York	
Preparation and Analysis of Munson Road-Test Tapes for Laboratory Vibration Tests	64
R. D. Baily and J. W. Apgar, Development and Proof Services, Aberdeen Proving Ground, Maryland	
Development of Vibration Design Procedures for the Orbiting Astronomical Observatory	77
Bernard Shatz and Murray Bernstein, Dynamic Analysis Section, Grumman Aircraft Engineering Corporation, Bethpage, New York	
A Method for Selecting Optimum Shock and Vibration Tests	88
R. E. Blake, Lockheed Missiles and Space Company, Sunnyvale, California	
The Use of Measured Data for Establishing Hardware Design Criteria for Primary Ground Support Structures	98
H. L. Cox, R. O. Winter, and W. A. Benfield, The Martin Company, Denver Division	

Calculation and Simulation of the Noise Environments of a Guided Missile for Testing of Components	123
S. Boraas, W. Fricke, and B. Gaviller, Bell Aerosystems Company, Buffalo, New York	

Section 3
Test Techniques

Systems Evaluation and the Traditional Role of the Testing Laboratory	137
R. G. Yaeger, Advanced Space Projects Department, General Electric Company	
An Approach to Polaris Flight Shock Simulation by Electrodynamic Shaker	144
Henry J. Schwabe, Lockheed Missiles and Space Company, Sunnyvale, California	
Relationships Between Random Vibration Tests and the Field Environment	164
G. B. Booth, MB Electronics, A. Division of Textron Electronics, Inc.	
Multi-Plane Vibration Testing Techniques	172
Stanley Baber and Earl J. Wilson, Aero-Space Division, The Boeing Company	
High Intensity Sonic Testing—A Tool for the Structural Analyst	181
J. J. Van Houten, Ling-Temco-Vought Research Center, Anaheim, California	
The Use of a Vacuum Technique for Attaching a Test Fixture to a Vibration Exciter	189
C. D. Robbins, Temco Electronics and Missiles Company, Dallas, Texas	
Combined Environmental Testing on the Holloman Track.	194
Lt. Col. L. M. Bogard, Track Test Division, Deputy for Guidance Test, Air Force Missile Development Center	
Flight Dynamic Evaluation of the Bullpup B Missile	202
L. W. Hodge, Martin Company, Orlando, Florida Division, Martin Marietta Corporation	
Effects of Weight on the Frequency and Amplitude of Vibration Test Items	216
C. E. Thomas and P. G. Bolds, Environmental Division, Deputy for Test and Support, Aeronautical Systems Division, AFSC	
Shock Test Methods Versus Shock Test Specifications	224
R. O. Brooks, Sandia Corporation, Albuquerque, New Mexico	
Impedance Considerations in Vibration Testing.	236
L. J. Pulgrano, Grumman Aircraft Engineering Corporation, Bethpage, New York	

Section 4
Isolator Design

Suspension System Design to Reduce High Intensity Shock	245
J. T. Gwinn, Jr., Lord Manufacturing Company, Erie, Pennsylvania	
Use of the Analog Computer to Study Cushion Characteristics and Package Design	257
W. E. Schmidt, III, Air Force Packaging Laboratory, Brookley AF Base, Mobile, Alabama	
Analytical Considerations in the Design of a Polyurethane Foam Shock Mount for Polaris.	265
W. A. Volz, Westinghouse Electric Corporation, Sunnyvale, California	

Section 5
Panel Session II

The Optimum Balance Between Component and Systems Testing.	273
--	-----

Section 6
Panel Session III

The Relationship of Specification Requirements to the Real Environment 287

Section 7
Information Exchange

A Comparison Between a "Slippery Table" and a "Slick Table" for
Horizontal Vibration Testing 303
C. J. McKenzie, AiResearch Manufacturing Division, The Garrett Corporation,
Phoenix, Arizona

Bulletin 31

Part III

Distribution iii
Foreword viii

Section 1
Prediction of Environments and Their Effects

Utilization of Dynamically Similar Structural Models in Predicting Vibration
Responses of Flight Vehicles 1
W. H. Roberts, Northrop Corporation, Norair Division, Hawthorne, California
K. M. Eldred and R. W. White, Western Electro-Acoustic Laboratory,
Los Angeles, California

Estimation of Sound-Induced Vibrations by Energy Methods, With Applications
to the Titan Missile 12
Peter A. Franken and Richard H. Lyon, Bolt Beranek and Newman, Inc.,
Los Angeles, California and Cambridge, Massachusetts

Estimation of Noise Levels at the Surface of a Rocket-Powered Vehicle 27
P. A. Franken and F. M. Wiener, Bolt Beranek and Newman, Inc.,
Los Angeles, California and Cambridge, Massachusetts

Random Fatigue Data 32
R. E. Bieber and J. H. Fairman, Lockheed Missiles and Space Company,
Sunnyvale, California

A Generalized Response Evaluation Procedure for Multidegree Spring Mass Systems . . . 39
A. B. Burns, American Machine and Foundry Company, Stamford, Connecticut

Response of Lightly Damped Structures to Random Pressure Field 55
H. Serbin, Space System Division, Hughes Aircraft Company,
Culver City, California

Spatial Correlation in Acoustic-Structural Coupling and its Effect on Structural
Response Prediction Techniques 63
D. J. Bozich, The Boeing Company

Section 2
Transportation Environments

A Comparison of Shock and Vibration Data for Air, Rail, Sea, and Highway
Transportation 81
R. Kennedy, U.S. Army Transportation Engineering Agency, Fort Eustis, Virginia

Shock and Vibration on Railroad Movement of Freight	94
L. C. Simmons and R. H. Shackson, Technical Research Department, New York Central System	
Road Transport Dynamics	102
R. W. Hager and E. R. Conner, The Boeing Company, Seattle, Washington	

Section 3
Instrumentation and Data Analysis

Practical Random Vibration Measurement Techniques	111
Wilbur F. DuBois, Aero Space Division, The Boeing Company	
Phase Measurement in Vibration Testing	127
Walter B. Murfin, Sandia Corporation, Albuquerque, New Mexico	
Automated Mechanical Impedance Measuring Instrumentation System	134
J. E. Smith, Test Branch, Design Division, Portsmouth Naval Shipyard	
Airborne Vibration Spectrum Analysis: Some Techniques and Limitations	150
D. N. Keast, J. Gibbons and W. F. Fletcher, Bolt Beranek and Newman, Inc., Los Angeles, California	
Instrumentation and its Role in the Development of a New Vehicle	167
John F. Elsenheimer, Detroit Arsenal, Center Line, Michigan	
Accelerometer Sensitivity to Dynamic Pressure Pulses	183
John R. Fowler and William S. Tierney, Space Technology Laboratories, Inc., Redondo Beach, California	
Experimental Verification of Vibration Characteristics Using Statistical Techniques	195
A. G. Piersol and L. D. Enochson, Thompson Ramo Wooldridge, Inc., R W Division, Canoga Park, California	
Techniques of Analysis of Random and Combined Random-Sinusoidal Vibration	211
Ivan J. Sandler, Autonetics, Downey, California	
The Application of Digital Acquisition Techniques to the Analysis of Shock and Vibration Data	225
John W. Yerkes, The Boeing Company, Seattle, Washington	
Real-Time Analysis of Random Vibration Power Density Spectra	232
P. T. Schoenemann, Sandia Corporation, Albuquerque, New Mexico	
Two New Systems for Measuring Vibration Data in the Frequency Domain	240
Earl Channell and Robert Clautice, Minneapolis-Honeywell	
Acoustic and Vibration Standard Environmental Data Acquisition Procedures	254
Richard W. Peverly, Martin Company, Denver, Colorado	

Section 4
Environmental Programs

Data Exchange Programs Conducted by U.S. Naval Ordnance Laboratory, Corona, California	261
S. Pollock, U.S. Naval Ordnance Laboratory, Corona, California	
Information on Data Exchange Programs - ENVANAL	276
R. E. Engelhardt, Southwest Research Institute	
The Army Quartermaster Corps Projects Covering the Analysis and Evaluation of Environmental Factors	278
William B. Brierly, Quartermaster Research and Evaluation Center, Natick, Massachusetts	

Section 5
Panel Sessions I and IV

Panel Session I	301
Panel Session IV	320

Bulletin 32

Part I

Distribution	iii
Foreword	viii

Opening Session

SCIENCE, GOVERNMENT, AND THE OFFICE OF SCIENCE AND TECHNOLOGY	1
Dr. Edward Wenk, Jr., Office of Science and Technology	
NUCLEAR WEAPONS EFFECTS RESEARCH REQUIREMENTS	6
W. G. McMillan, The RAND Corporation, Santa Monica, California	
THE ROLE OF PROTECTIVE CONSTRUCTION IN DEFENSE	12
Brigadier General H. K. Kelley, Vice Commander, Ballistic Systems Division, USAF	

Session 2

CLOSE-IN PHENOMENA	15
Harold L. Brode, The RAND Corporation	
CRATER THROWOUT FROM A NUCLEAR DETONATION	28
Edward B. Ahlers, Armour Research Foundation, Chicago, Illinois	
SURFACE RAREFACTION MODEL FOR CRATERING	49
F. B. Porzel, Institute for Defense Analyses, Research and Engineering Support Division	
HEIGHT-OF-BURST CURVES ABOVE 100 PSI	64
J. F. Moulton, Jr., U.S. Naval Ordnance Laboratory, White Oak, Silver Spring, Maryland	
RECENT DEVELOPMENTS IN ANTENNA HARDENING	76
Dana A. Benson and Richard W. Mair, Structural Research Engineers, Rome Air Development Center, Griffiss Air Force Base, New York	
RESPONSE OF DEEP UNDERGROUND STRUCTURES AND RESULTS OF OPERATION HARDHAT	91
Nathan M. Newmark and J. L. Merritt, University of Illinois	
DEEP UNDERGROUND PROTECTIVE STRUCTURES	123
M. S. Agabian, Agabian-Jacobsen Associates, Los Angeles, California	
PROJECTED ENTRANCE SYSTEMS FOR DEEP UNDERGROUND INSTALLATIONS	138
Edward Cohen and Pasquale DiNapoli, Ammann and Whitney, Consulting Engineers, New York, N. Y.	

DESIGN PROBLEMS IN 100- TO 200-PSI HARDENED FACILITIES	153
A. T. Jeffrey, Foundation of Canada Engineering Corporation Limited and E. Churchill, Department of National Defence, Canadian Army	
NORAD COMBAT OPERATIONS CENTER	177
T. O. Blaschke, Parsons, Brinckerhoff, Quade, and Douglass	

Bulletin 32

Part II

Distribution	iii
Foreword	viii

Session 2

TRANSIENT RESPONSE OF A FLUID-SOLID INTERFACE DUE TO AN IMPULSIVE PRESSURE-POINT SOURCE	1
Freeman Gilbert, University of California, San Diego, La Jolla, California	
IMPLICATIONS OF EXPERIMENTAL DATA ON THE SCALING OF CRATER DIMENSIONS	38
L. J. Vortman, Sandia Corporation, Albuquerque, New Mexico	
STRESSES IN THE VICINITY OF DEEP UNDERGROUND SHELTERS	55
C. J. Costantino, Armour Research Foundation, Chicago, Illinois	
RADIOGRAPHIC OBSERVATION OF DYNAMIC SOIL PHENOMENA	86
F. H. Bloedow, MRD Division, General American Transportation Corporation	
THE STATIC LIMITS OF DISTORTION OF TUNNELS SUBJECTED TO DYNAMIC BLAST LOADS	92
Harry L. Callahan, Black and Veatch, Consulting Engineers, Kansas City, Missouri	

Session 3

EFFECTS OF VISCOSITY AND INELASTICITY UPON STRESS WAVES THROUGH CONFINED SOIL	107
Robert V. Whitman, Massachusetts Institute of Technology	
ENERGY DISTRIBUTION IN A HALF-SPACE UNDER NUCLEAR LOADS	124
G. L. Neidhart and J. B. Harkin, General American Transportation Corporation	
MEASUREMENT OF ARRIVAL TIMES FOR AIR INDUCED COMPRESSIONAL AND SHEAR WAVES	141
Harry E. Auld, Air Force Systems Command, Kirtland Air Force Base, New Mexico	
AIR BLAST LOAD REDUCTION ON ABOVEGROUND STRUCTURES	151
Fred C. Finlayson, MRD Division, General American Transportation Corporation	
DISPLACEMENT AND ACCELERATION SPECTRA FOR AIR-INDUCED GROUND SHOCK	169
W. L. McCabe, C. C. Mow, and M. L. Baron, The Mitre Corporation, Bedford, Massachusetts	
THE ATTENUATION OF SHOCKS IN CONSTRICTED CHANNELS	188
Hyman Serbin, Hughes Aircraft Company, Culver City, California	

Bulletin 32

Part III

Distribution	iii
Foreword	viii

Session 4

SHOCK ISOLATION OF STRUCTURE CONTENTS.	1
Charles E. Crede, California Institute of Technology, Pasadena, California	
EFFECTS OF SHAPE OF LOAD PULSE ON SHOCK MITIGATING CHARACTERISTICS OF VERMICULITE CONCRETE AND FOAMED PLASTICS.	12
J. Neils Thompson, E. A. Ripperger, Eugene Smith, and Ervin S. Perry, The University of Texas, Austin, Texas	
SHOCK HARDENING OF EQUIPMENT.	23
R. A. Eubanks, Armour Research Foundation, Chicago, Illinois and Bernard R. Juskie, Continental Can Company, Chicago, Illinois	
SHOCK ISOLATION FOR HARDENED MISSILES AND UNDERGROUND STRUCTURES	74
Nicholas F. Kfoury, Korfund Dynamics Corporation, Westbury, L.I., New York	
TEST OF A SCALED DYNAMIC MODEL OF THE SOUTH BUILDING, NORAD COMBAT OPERATIONS CENTER	88
Joe E. Johnson and Robert E. Crawford, Air Force Special Weapons Center, Albuquerque, New Mexico	
SHOCK EFFECTS ON THE PROPELLANT LOADING SYSTEM OF A MISSILE COMPLEX.	115
W. J. Blackstock and J. C. Loria, Arthur D. Little, Inc., Santa Monica, California	

Session 5

THE DESIGN OF LINED UNDERGROUND CAVITIES SUBJECTED TO NUCLEAR BLASTS	133
Melvin L. Baron and Raymond Parnes, Paul Weidinger Associates, New York, New York, and C. C. Mow and Warren McCabe, The MITRE Corporation, Bedford, Massachusetts	

Session 6

A CLASSICAL APPROACH TO SOIL-STRUCTURE INTERACTION FOR SHALLOW-BURIED ARCHES SUBJECTED TO BLAST LOADING	159
C. R. Whipple, U.S. Naval Ordnance Laboratory, White Oak, Silver Spring, Maryland	
INFLUENCE OF OVERPRESSURE ON FOOTING DESIGN	176
S. Shenkman, Armour Research Foundation, Illinois Institute of Technology, Chicago, Illinois	
DYNAMIC BEARING CAPACITY OF SOILS—FIELD TEST—THE RESPONSE OF IMPULSIVELY LOADED SQUARE FOOTINGS ON FRENCHMAN FLAT SILT	188
R. W. Cunny and W. E. Strohm, Jr., U.S. Army Engineer Waterways Experiment Station, Vicksburg, Mississippi	
BEHAVIOR OF BURIED MODEL ARCH STRUCTURES	205
R. F. Swalley, U.S. Naval Civil Engineering Laboratory, Port Hueneme, California	
EXPERIMENTAL STUDY OF THE RESPONSE OF BURIED STRUCTURAL ELEMENTS TO STATIC AND DYNAMIC SURFACE LOADING.	220
J. Havers and W. Truesdale, Armour Research Foundation, Chicago, Illinois	

Bulletin 33

Part I

Distribution	iii
Attendance	viii
Foreword	xviii

Prediction of Vibration Environment

A STATISTICAL APPROACH TO PREDICTION OF THE AIRCRAFT FLIGHT VIBRATION ENVIRONMENT	1
A. J. Curtis, Hughes Aircraft Company	
THE USE OF MERCURY DATA TO PREDICT THE GEMINI VIBRATION ENVIRONMENT AND APPLICATIONS TO THE GEMINI VIBRATION CONTROL PROGRAM	15
J. A. Callahan, McDonnell Aircraft Corporation	

Design Techniques

THE DERIVATION AND USE OF SHOCK AND VIBRATION SPECTRUM CHARTS COVERING A WIDE VARIETY OF ADVERSE ENVIRONMENTS	35
E. G. Fischer, C. R. Brown, and A. J. Molnar, Westinghouse Electric Corp.	

Ship Shock

EXTENSION OF PERFORMANCE OF NAVY LIGHTWEIGHT HI SHOCK MACHINE	49
W. E. Carr, David Taylor Model Basin, Washington, D.C.	
THE SHOCK ENVIRONMENT OF SUBMARINE PRESSURE-HULL PENETRATIONS UNDER EXPLOSION ATTACK	57
E. W. Palmer, Underwater Explosion Division, David Taylor Model Basin, Portsmouth, Virginia	
THE USE OF MODELS TO DETERMINE SHOCK-DESIGN REQUIREMENTS FOR SHIPBOARD EQUIPMENT	64
R. L. Bort, David Taylor Model Basin, Washington, D.C.	

Data Analysis

AN AUTOMATIC SYSTEM FOR SHIPBOARD VIBRATION DATA ACQUISITION AND INTEGRATED ANALOG-DIGITAL ANALYSIS	71
R. D. Collier, General Dynamics/Electric Boat	

Bulletin 33

Part II

Distribution	iii
------------------------	-----

RELIABILITY AND ENVIRONMENT ENGINEERING	1
Leslie Ball, Boeing Company, Seattle, Washington	
REFLECTIONS ON SHOCK AND VIBRATION TECHNOLOGY.	8
C. T. Morrow, Aerospace Corporation	
<u>Prediction of Flight Environment</u>	
AN ENERGY METHOD FOR PREDICTION OF NOISE AND VIBRATION TRANSMISSION	13
R. H. Lyon, Bolt, Beranek and Newman, Inc.	
A TECHNIQUE FOR PREDICTING LOCALIZED VIBRATION ENVIRONMENTS IN ROCKET VEHICLES AND SPACECRAFT	26
R. E. Jewell, Marshall Space Flight Center, NASA	
VIBRATION PREDICTION PROCEDURE FOR JET POWERED VEHICLES AND APPLICATION TO THE F-111.	34
N. I. Mitchell and H. E. Nevius, General Dynamics/Fort Worth	
COMPARISON OF PRE-LAUNCH AND FLIGHT VIBRATION MEASUREMENTS ON THOR VEHICLES	47
S. A. Clevenson, Langley Research Center and W. B. Tereniak, Goddard Space Flight Center, NASA	
VIBRATION STUDIES ON A SIMPLIFIED 1/2-SCALE MODEL OF THE NIMBUS SPACECRAFT	57
H. D. Carden and R. W. Herr, NASA Langley Research Center, Langley Station, Hampton, Virginia	
DYNAMIC ENVIRONMENTS OF THE S-IV AND S-IVB SATURN VEHICLES.	72
R. W. Mustain, Douglas Missiles and Space Systems	
A PRACTICAL METHOD OF PREDICTING THE ACOUSTICAL DYNAMIC ENVIRONMENT FOR LARGE BOOSTER LAUNCH FACILITIES	89
R. W. Peverley and E. B. Smith, Martin Company, Aerospace Division of Martin-Marietta Corp., Denver, Colorado	
A COMPARISON OF THE VIBRATION ENVIRONMENT MEASURED ON THE SATURN FLIGHTS WITH THE PREDICTED VALUES	102
G. D. Johnston, Marshall Space Flight Center, and T. Coffin, Chrysler Corp., Huntsville, Alabama	
A COMPARISON OF THE FLIGHT EVALUATION OF THE VEHICLE BENDING DATA WITH THE THEORETICAL AND DYNAMIC TEST RESULTS FOR THE SATURN I VEHICLE.	130
Everette E. Beam, Marshall Space Flight Center, Huntsville, Alabama	
CORRELATION BETWEEN MEASURED AND PREDICTED TRANSIENT RESPONSE OF THE TALOS AIRFRAME (IN SHIPBOARD STOWAGE) WHEN SUBJECTED TO A NEARBY UNDERWATER EXPLOSION	150
R. G. Alderson, The Bendix Corporation, Mishawaka, Indiana	
PANEL SESSION - PREDICTION OF FLIGHT ENVIRONMENT.	161
COMPARISON OF PREDICTED AND MEASURED VIBRATION ENVIRONMENTS FOR SKYBOLT GUIDANCE EQUIPMENT	
J. M. Brust and H. Himmelblau, Nortronics (This paper appears in Part III of the 33rd Bulletin)	

Shock Data Analysis

DIGITAL SHOCK SPECTRUM ANALYSIS BY RECURSIVE FILTERING	173
D. W. Lane, Lockheed Missiles and Space Company, Sunnyvale, California	
AN ANALOG COMPUTER TECHNIQUE FOR OBTAINING SHOCK SPECTRA	182
J. J. Marous and E. H. Schell, Aeronautical Systems Division, Wright-Patterson Air Force Base, Ohio	
THE USE OF GRAPHICAL TECHNIQUES TO ANALYZE SHOCK MOTIONS OF LIGHTLY DAMPED LINEAR SPRING MASS SYSTEMS	195
R. O. Brooks, Sandia Corporation, Albuquerque, New Mexico	
SHOCK SPECTRA FOR A GENERAL FORCING FUNCTION	211
A. F. Todaro, Lawrence Radiation Laboratory, University of California, Livermore, California	
SOLUTION OF STRUCTURAL RESPONSE PROBLEMS BY ANALOG COMPUTERS . . .	216
R. Pittman and R. W. Wheeler, McDonnell Aircraft Corporation	
AN ANALYTICAL SIMULATION OF THE DYNAMIC RESPONSE OF AN IMPACTING ELASTIC SYSTEM	230
R. E. Hess and W. L. Kammer, North American Aviation, Inc., Columbus, Ohio	

Vibration Data Analysis

MODEL BASIN PROCEDURE FOR THE ANALYSIS AND PRESENTATION OF VIBRATION DATA	243
E. Buchmann and R. G. Tuckerman, David Taylor Model Basin, Washington, D. C.	
TECHNIQUES FOR ANALYZING NONSTATIONARY VIBRATION DATA	259
P. T. Schoenemann, Sandia Corporation, Livermore, California	
THE APPLICATION OF A COMPONENT ANALYZER IN DETERMINING MODAL PATTERNS, MODAL FREQUENCIES, AND DAMPING FACTORS OF LIGHTLY DAMPED STRUCTURES	264
F. E. Hutton, General Electric Company, Re-Entry Systems Department	
THE EFFECTS OF FILTER BANDWIDTH IN SPECTRUM ANALYSIS OF RANDOM VIBRATION	273
W. R. Forlifer, Goddard Space Flight Center, Greenbelt, Maryland	
RANDOM-SINE FATIGUE DATA CORRELATION	279
L. W. Root, Collins Radio Company, Cedar Rapids, Iowa	
THE DEVELOPMENT OF DIGITAL TECHNIQUES FOR THE STATISTICAL ANALYSIS OF RANDOM INFORMATION	286
C. L. Pullen, Martin Company	
RANDOMNESS TESTER FOR ACOUSTIC SIGNALS	291
E. D. Griffith, LTV Vought Aeronautics, Dallas, Texas	
RESPONSE OF A SINGLE-DEGREE-OF-FREEDOM SYSTEM TO EXPONENTIAL SWEEP RATES	296
P. E. Hawkes, Lockheed Missiles and Space Company, Sunnyvale, California	
THE INTEGRATED CORRELATION SYSTEM	305
B. K. Leven, Trials and Analysis Branch, U.S. Navy Marine Engineering Laboratory	

Bulletin 33

Part III

Distribution	iii
------------------------	-----

Instrumentation

EFFECT OF MOUNTING-VARIABLES ON ACCELEROMETER PERFORMANCE B. Mangolds, Radio Corporation of America, Princeton, New Jersey	1
SURFACE FINISH EFFECTS ON VIBRATION TRANSDUCER RESPONSE R. W. Miller, U.S. Navy Marine Engineering Laboratory	13
CALIBRATION OF WATER COOLED HIGH TEMPERATURE ACCELEROMETERS . . . W. R. Taylor and C. D. Robbins, LTV Military Electronics Division, Dallas, Texas	19
A METHOD OF EMBEDDING ACCELEROMETERS IN SOLID PROPELLANT ROCKET MOTORS R. L. Allen and L. R. Flippin, Thiokol Chemical Corporation, Wasatch Division, Brigham City, Utah	27
CALIBRATORS FOR ACCEPTANCE AND QUALIFICATION TESTING OF VIBRATION MEASURING INSTRUMENTS R. R. Bouche and L. C. Ensor, Endevo Corporation	45
A PEAK SHOCK VELOCITY RECORDER FOR STUDYING TRANSPORTATION HAZARDS M. Geftel, MITRON Research and Development Corporation	57
THE USE OF STRAIN GAGES TO DETERMINE TRANSIENT LOADS ON A MULTI-DEGREE-OF-FREEDOM ELASTIC STRUCTURES F. R. Mason, Lockheed Missiles and Space Company, Sunnyvale, California	63
AUTOMATIC ACCELEROMETER CHECK-OUT EQUIPMENT G. M. Hieber and B. Mangolds, Radio Corporation of America, Princeton, New Jersey	69
THE CONDENSER MICROPHONE FOR BOUNDARY LAYER NOISE MEASUREMENT W. T. Fiala and J. J. Van Houten, LTV Research Center, Western Division, Anaheim, California	73
A TEST VEHICLE PROTECTION CIRCUIT E. L. Gardner, Atomics International, Canoga Park, California	79

Shock Testing

THE DESIGN AND ADVANTAGES OF AN AIR-ACCELERATED IMPACT MECHANICAL SHOCK MACHINE L. F. Thorne, The Bendix Corporation, Kansas City, Kansas	81
SIMULATING FLIGHT ENVIRONMENT SHOCK ON AN ELECTRODYNAMIC SHAKER G. W. Painter and H. J. Parry, Lockheed-California Company, Burbank, California	85
DYNAMIC MOORING TESTS OF ONE-QUARTER SCALE MODELS OF THE GEMINI AND AGENA SPACECRAFT N. E. Stamm and L. A. Priem, McDonnell Aircraft Corporation	97

Vibration Testing

PROBLEMS AND CONSIDERATIONS IN COMBINING SINE AND RANDOM VIBRATION IN THE ENVIRONMENTAL TEST LABORATORY	101
A. R. Pelletier, Radio Corporation of America	
FLEXURE STABILIZATION OF A REACTION VIBRATION MACHINE	107
R. H. Chalmers, Jr., U.S. Navy Electronics Laboratory, San Diego, California	
AN ALTERNATE METHOD OF EXCITER SYSTEM EQUALIZATION	109
D. Scholz, McDonnell Aircraft Corporation	
CORRELATION OF DAMAGE POTENTIAL OF DWELL AND CYCLING SINUSOIDAL VIBRATION	113
E. Soboleski and J. N. Tait, U.S. Naval Air Development Center, Johnsville, Pa.	
SIMULATION OF REVERBERANT ACOUSTIC TESTING BY A VIBRATION SHAKER . . .	125
D. U. Noiseux, Bolt, Beranek, and Newman Inc., Cambridge, Mass.	

Combined Temperature-Vibration Tests

COMBINED HIGH TEMPERATURE-VIBRATION TEST TECHNIQUES	137
H. S. Bieniecki and E. Kuhl, McDonnell Aircraft Corporation	
COMBINING INDUCTION HEATERS WITH EXISTING ENVIRONMENTAL FACILITIES TO CONDUCT TESTS AT RE-ENTRY TEMPERATURES	141
C. D. Robbins and E. L. Mulcahy, LTV Military Electronics Division Dallas, Texas	
THE NEL EXPERIMENTAL VIBRATION TEST STAND FOR USE IN CHAMBERS	149
A. A. Arnold, U.S. Navy Electronics Laboratory	
A TECHNIQUE FOR PERFORMING VIBRATION TESTS AT HIGH TEMPERATURES IN EXCESS OF 3500° F	153
C. F. Hanes and R. W. Fodge, Temco Electronics and Missiles Company	

Vibration Test Specification

A PROCEDURE FOR TRANSLATING MEASURED VIBRATION ENVIRONMENT INTO LABORATORY TESTS	159
K. W. Smith, White Sands Missile Range	
MEASUREMENT OF EQUIPMENT VIBRATIONS IN THE FIELD AS A HELP FOR DETERMINING VIBRATION SPECIFICATIONS	179
I. Vigness, U.S. Naval Research Laboratory	
DETERMINATION OF AN OPTIMUM VIBRATION ACCEPTANCE TEST	183
G. J. Hasslacher, III and H. L. Murray, General Electric Company, Utica, New York	
VIBRATION TESTS, AN ESTIMATE OF RELIABILITY	189
J. L. Rogers, Martin Company, Denver, Colorado	

Standardization of Vibration Tests

SINUSOIDAL VIBRATION TESTING OF NONLINEAR SPACECRAFT STRUCTURES . . .	195
W. F. Bangs, Goddard Space Flight Center, NASA, Greenbelt, Maryland	
SOME PROBLEM AREAS IN THE INTERPRETATION OF VIBRATION QUALIFICATION TESTS	203
J. E. Wignot and M. D. Lamoree, Lockheed-California Company	

TAMING THE GENERAL-PURPOSE VIBRATION TEST	211
J. P. Salter, War Office, Royal Armaments Research and Development Establishment, Fort Halstead, England	
PANEL SESSION - STANDARDIZATION OF VIBRATION TESTS	219
COMPARISON OF PREDICTED AND MEASURED VIBRATION ENVIRONMENTS FOR SKYBOLT GUIDANCE EQUIPMENT	231
R. M. Brust and H. Himelblau, Nortronics, A Division of Northrop Corporation, Hawthorne, California	

Bulletin 33

Part IV

Distribution.	iii
-----------------------	-----

Mechanical Impedance

THE APPLICATION OF IMPEDANCE TECHNIQUES TO A SHIPBOARD VIBRATION ABSORBER.	1
R. M. Mains, General Electric Company, Schenectady, New York	
VIBRATION ANALYSIS OF AN IDEAL MOTOR USING MECHANICAL IMPEDANCE TECHNIQUES	17
J. I. Schwartz, U.S. Navy Marine Engineering Laboratory	
LOW-FREQUENCY HULL MOBILITY	29
D. C. Robinson and J. T. Cummings, David Taylor Model Basin, Washington, D.C.	
A THEORETICAL BASIS FOR MECHANICAL IMPEDANCE SIMULATION IN SHOCK AND VIBRATION TESTING	47
F. J. On, Goddard Space Flight Center, Greenbelt, Maryland	
MECHANICAL IMPEDANCE MEASUREMENTS IN FOUNDATION STUDIES	55
R. A. Darby, U.S. Navy Marine Engineering Laboratory	

Pyrotechnic Shock

MECHANICAL SHOCK FROM FRANGIBLE JOINTS.	63
V. R. Paul, Lockheed Missiles and Space Company	
SHOCK ENVIRONMENTS GENERATED BY PYROTECHNIC DEVICES.	73
H. J. Roberge and J. Rybacki, General Electric Company	

Transportation Environment

TRACK-VEHICLE MISSILE SYSTEM DYNAMIC ENVIRONMENT DATA ACQUISITION AND APPLICATION	83
R. Eustace, Martin Company, Orlando, Florida	
A SURVEY OF VIBRATION ENVIRONMENT IN VEHICLES TRAVELING OVER PAVED ROADS.	95
J. E. Rice, Goodyear Aerospace Corp.	
SHOCK AND VIBRATION DATA OBTAINED FROM TRUCK AND RAIL SHIPMENT.	99
J. W. Lahood, Raytheon Company, Bedford, Mass.	

THE DYNAMIC ENVIRONMENT OF THE S-IV STAGE DURING TRANSPORTATION	111
R. W. Trudell and K. E. Elliott, Saturn-Acoustics and Structural Dynamics Missiles and Space Systems Division, Douglas Aircraft Company, Inc.	

Design Techniques

DAMPING CHARACTERISTICS OF ISOLATORS WHEN USED IN OTHER THAN CG MOUNTED CONFIGURATIONS	127
F. H. Collopy and R. H. Coco, AVCO Corporation, Wilmington, Mass.	
THE EFFECTS OF A SPRING CLEARANCE NONLINEARITY ON THE RESPONSE OF A SIMPLE SYSTEM	133
J. P. Young, Goddard Space Flight Center, Greenbelt, Maryland	
DETERMINATION OF THE RATE DEPENDENCE OF THE YIELD STRESS FROM IMPULSE TESTING OF BEAMS	141
S. R. Bodner, Brown University, Providence, R. I., and J. S. Humphreys, Avco, RAD Division, Wilmington, Mass.	
REDUCTION OF VIBRATION FROM ROTOR UNBALANCE BY USE OF A FORCE- CANCELING SYSTEM (AN ACTIVE VIBRATION ABSORBER)	149
C. S. Duckwald and T. P. Goodman, Advanced Technology Laboratories, General Electric Company, Schenectady, New York	
DYNAMIC MATHEMATICAL MODEL FOR EVALUATING AIRBORNE EXTERIOR LAMPS	161
David Ehrenpreis, Consulting Engineers Inc., New York, N. Y., and John DeJong, Naval Air Station, Patuxent River, Maryland	
SOLID PROPELLANT DYNAMIC PROPERTIES AND THEIR EFFECT ON VIBRATION RESPONSE OF MODEL SOLID PROPELLANT STRUCTURES	171
G. J. Kostyrko, Aerojet-General Corporation	
DESIGN CONSIDERATIONS OF LARGE SPACE VEHICLES DUE TO AXIAL OSCILLATIONS CAUSED BY ENGINE-STRUCTURAL COUPLING	179
D. McDonald, N. C. State College, Raleigh, North Carolina, and T. R. Calvert, Lockheed Missiles and Space Company, Sunnyvale, California	
VIBRATIONAL ENERGY LOSSES AT JOINTS IN METAL STRUCTURES	189
Eric E. Ungar, Bolt, Beranek and Newman Inc., Cambridge, Mass.	

Application of Data to Design

DESIGN OF SPACE VEHICLE STRUCTURES FOR VIBRATION AND ACOUSTIC ENVIRONMENTS	201
C. E. Lifer, Marshall Space Flight Center, NASA	
SUMMARY OF DESIGN MARGIN EVALUATIONS CONDUCTED AT THE U. S. NAVAL MISSILE CENTER	209
C. V. Ryden, U.S. Naval Missile Center, Point Mugu, California	
PANEL SESSION - THE USE OF ENVIRONMENTAL DATA IN DESIGN	219

Bulletin 34

Part I

Attendance	xi
PROGRESS IN THE NAVY'S WAR ON SHOCK	1
H. L. Rich, David Taylor Model Basin	
FACTORS AFFECTING THE DEFINITION OF DESIGN AND TESTING CRITERIA FOR NAVAL SHOCK RESISTANT EQUIPMENT	5
P. B. Wishart, Naval Construction Research Establishment	
ANALYTICAL METHODS FOR PREDICTION OF MECHANICAL SHOCK ENVIRONMENT FOR SHIPBOARD EQUIPMENT OF SUBMARINES SUBJECTED TO UNDERWATER EXPLOSIONS.	13
M. Pakstys, Jr., General Dynamics/Electric Boat	
GROWTH IN SHOCK AND VIBRATION ANALYSIS AND CORRESPONDING DESIGN IMPROVEMENTS	27
E. G. Fischer, C. R. Brown, and A. A. Parr, Westinghouse Electric Corporation	
A GENERAL-PURPOSE NAVAL MOUNT	37
R. Hall, Naval Construction Research Establishment	
AN APPROACH TO THE DESIGN OF A SHOCK/ANTI-VIBRATION MOUNT.	47
T. A. Tugwood, Admiralty Surface Weapons Establishment	
A MECHANICAL SHOCK DESIGN METHOD FOR SUBMARINE PRESSURE HULL ATTACHMENTS UNDER EXPLOSION ATTACK	53
E. W. Palmer, Underwater Explosions Research Division, DTMB	
EVALUATION OF A MACHINERY INSTALLATION BY MECHANICAL IMPEDANCE METHODS	67
J. E. Smith, Portsmouth Naval Shipyard	
A VIBRATION MONITORING SYSTEM USEFUL IN SUBMARINE SILENCING AND MAINTENANCE OF LOW NOISE EQUIPMENT.	79
W. H. Ezell, General Dynamics/Electric Boat	
THE DYNAMIC ENVIRONMENTS OF THE SHERIDAN/SHILLELAGH MISSILE SUBSYSTEM	85
H. M. Marshall, N. L. Haight, and D. W. Parsons, Aeronutronic Division Philco Corporation	
IDENTIFICATION OF BATTLEFIELD VEHICLES BY SOUND AND VIBRATION TECHNIQUES.	103
D. W. Rees, U.S. Army Tank-Automotive Center	
REPETITIVE STRONG SHOCK GENERATION AND PROPOSED FLEXIBLE SHOCK-ABSORBER SYSTEM.	111
C. V. David and E. A. Day, General Dynamics/General Atomic Division	
THE DESIGN OF ELECTRONIC EQUIPMENT FOR DYNAMIC ENVIRONMENTS	131
R. H. Craig, General Electric Company Ltd.	
ANALYSIS OF MISSILE RESPONSE TO HARD-TARGET IMPACT	141
M. B. Tate, Applied Physics Laboratory, JHU	
THE TOW MISSILE LAUNCH ENVIRONMENT MEASUREMENT PROGRAM	153
A. D. MacLellan, Hughes Aircraft Company	

HARD BASE EQUIPMENT—INSTALLATION DESIGN.	163
B. R. Cooke, Martin Company	
FIXTURES AND METHODS FOR OBTAINING THE FREE-FREE BREATHING AND BENDING MODES OF SOLID PROPELLANT ROCKET MOTORS.	181
L. R. West, Hercules Powder Company	
DISTRIBUTION	219

Bulletin 34

Part II

Mathematical Analysis

PREDICTION OF LAUNCH VEHICLE TRANSONIC BUFFETING FROM WIND TUNNEL DATA.	1
R. E. Bieber, Lockheed Missiles and Space Company	
SPACECRAFT ADAPTER RESPONSE TO FLUCTUATING PRESSURE	11
G. A. Watts, Manned Spacecraft Center	
SUBHARMONIC BEHAVIOR OF THIN-WALLED ELASTIC BEAM	19
W. K. Tso, Northrop Corporation	
PREDICTION AND MEASUREMENT OF VIBRATION RESPONSE OF THE PEGASUS MICROMETEOROID MEASURING SATELLITE	27
C. E. Lifer and R. G. Mills, Marshall Space Flight Center	
SPECTRA OF NONSTATIONARY RANDOM PROCESSES	37
G. P. Thrall, Measurement Analysis Corporation	
RESPONSE OF MULTI-DEGREE-OF-FREEDOM SYSTEM TO RANDOM EXCITATION	47
R. C. Binder, University of Southern California	
STRUCTURAL RESPONSE TO A VELOCITY-DEPENDENT STOCHASTIC EXCITATION	51
W. J. Stronge and G. K. Fisher, U.S. Naval Ordnance Test Station	
VIBRATIONS OF A CANTILEVER BEAM CONSIDERING A NON-RIGID WALL SUPPORT	69
H. F. Cooper, Jr., Bell Telephone Laboratories, Inc.	

Computers in Design

DIGITAL COMPUTER APPLICATION TO NONLINEAR VIBRATIONS	85
F. H. Collopy and R. Serbagi, AVCO Corporation	
INTEGRATION OF A COMPUTER INTO THE DESIGN PROCESS	93
A. L. Head, Jr., and G. Harris, LTV Vought Aeronautics Division	
DYNAMIC RESPONSE ANALYSIS OF COMPLEX MECHANICAL SYSTEMS	101
S. F. Mercurio and F. E. Niechniedowicz, Sperry Gyroscope Company	
CONSIDERATIONS OF CAPTIVE FIRING VIBRATION ON NONOPERATING PROPULSION SYSTEM COMPONENTS	107
G. Sardella, Martin Company	

A PRACTICAL APPLICATION OF A DIGITAL COMPUTER PROGRAM DURING THE DESIGN PHASE OF AN AEROSPACE STRUCTURE	113
B. T. Bata, Martin Company	
STATIC AND DYNAMIC ANALYSIS BY A MATRIX FORCE METHOD	121
S. Kaufman and D. B. Hall, Martin Company	
<u>Design Techniques</u>	
SONIC AND ULTRASONIC VIBRATION SENSITIVITY OF X-BAND MICROWAVE - COMPONENTS	129
R. Strike and G. G. Sundberg, General Dynamics/Pomona	
DESIGNING ELECTRONIC EQUIPMENT FOR THE COMBINED RANDOM AND SINUSOIDAL VIBRATION ENVIRONMENT	137
A. W. Sinkinson, RCA	
DESIGNING MECHANISMS FOR NONLINEAR DYNAMIC EFFECTS	145
H. F. Hunter, Lockheed-Georgia Company	
PACKAGING ELECTRONICS FOR 250,000 G APPLICATIONS	153
D. W. Finger, Harry Diamond Laboratories	
COMBINED ANALYTICAL AND EXPERIMENTAL APPROACH FOR DESIGNING AND EVALUATING STRUCTURAL SYSTEMS FOR VIBRATION ENVIRONMENTS . .	159
J. C. McClymonds and J. K. Gandung, Douglas Aircraft Company, Inc.	
THOR 20-CYCLE LONGITUDINAL OSCILLATION STUDY	177
W. F. Davis, T. F. Lynch and T. R. Murray, Douglas Aircraft Company, Inc.	
LOW FREQUENCY STRUCTURAL DYNAMICS OF THE SATURN VEHICLES	197
D. C. Christian, G. C. Marshall Space Flight Center	
DESIGN AND TEST OF AN AIRJET ACOUSTIC NOISE GENERATOR TO REPRODUCE A MISSILE FLIGHT ENVIRONMENT	213
D. Richards, Applied Physics Laboratory	
GRAPHICAL METHOD OF CALCULATING RMS VALUES FOR SHAPED RANDOM VIBRATION SPECTRA	225
H. Himmelblau, North American Aviation, Inc.	
DESIGN EVALUATION THROUGH VIBRATION TEST PROGRAM	239
D. A. Hausrath and J. R. Read, Autonetics, Division of North American Aviation, Inc.	
DESIGNING FOR THE DYNAMIC ENVIRONMENT OF THE GEMINI INERTIAL PLATFORM	253
G. R. Grabow and J. E. Cottle, Honeywell Inc., Aeronautical Division	
GUN FIRING ENVIRONMENT AND ITS RELATION TO STRUCTURAL AND EQUIPMENT INTEGRITY	261
J. E. Gross and R. Pittman, McDonnell Aircraft Corporation	
REDUCTION OF NOISE AND VIBRATION IN MILITARY VEHICLES	271
J. W. Cameron, U.S. Army Tank-Automotive Center	
DESIGNING FOR THE DYNAMIC ENVIRONMENT PRACTICAL DESIGN TECHNIQUES	279
J. G. Perri, Burns and Roe, Inc.	
DISTRIBUTION	313

Bulletin 34

Part III

Mechanical Impedance

NOTES ON THE DEVELOPMENT OF MECHANICAL IMPEDANCE	1
C. T. Molloy, Space Technology Laboratories	
RECENT ADVANCES IN MECHANICAL IMPEDANCE INSTRUMENTATION AND APPLICATIONS	3
F. Schloss, David Taylor Model Basin	
MECHANICAL IMPEDANCE OF SPACECRAFT STRUCTURES	15
C. C. Osgood, RCA-Asiro Electronics Division	
PRELIMINARY STUDY OF AN EXPERIMENTAL METHOD IN MULTIDIMENSIONAL MECHANICAL IMPEDANCE DETERMINATION	27
F. J. On, Goddard Space Flight Center	
EFFECTS OF TECHNIQUE ON RELIABILITY OF MECHANICAL IMPEDANCE MEASUREMENT	37
G. M. Remmers and R. O. Belshem, U.S. Naval Research Laboratory	
RESONANCE FREQUENCY OF LARGE SOLID PROPELLANT ROCKET MOTOR DETERMINED BY MECHANICAL IMPEDANCE	59
L. G. Flippin, L. W. Gammell and G. S. Stibor, Thiokol Chemical Corporation	
USE OF MECHANICAL IMPEDANCE IN DYNAMIC MEASUREMENT OF SOLID ROCKET MOTORS	75
R. E. Coleman, Rocketdyne	
PREDICTING MAXIMUM RESPONSE OF A VIBRATION-EXCITED ELASTIC SUBSTRUCTURE	83
L. J. Pulgrano, Grumman Aircraft Engineering Corporation	
DETERMINATION OF SYSTEM FIXED BASE NATURAL FREQUENCIES BY SHAKE TESTS	95
R. E. Kaplan and L. P. Petak, U.S. Naval Research Laboratory	
EXPERIMENTAL PROGRAM TO DETERMINE DYNAMIC ENVIRONMENT OF LAUNCH VEHICLES	101
I. P. Vata, Brown Engineering Company	
SMALL DISPLACEMENT KINEMATIC ANALYSIS OF BAR LINKAGES	123
C. S. O'Hearne, Martin Company	
A PRACTICAL METHOD FOR PREDICTING ACOUSTIC RADIATION OR SHOCK EXCURSIONS OF NAVY MACHINERY	129
R. A. Darby, U.S. Navy Marine Engineering Laboratory	
A STEADY STATE RESPONSE ANALYSIS OF COMPLEX STRUCTURES USING IMPEDANCE COUPLING TECHNIQUES	139
M. J. Baruch and S. Telles, Republic Aviation Corporation	

Shock and Vibration Isolation

INVESTIGATION OF A RATIONAL APPROACH TO SHOCK ISOLATOR DESIGN . . .	157
R. A. Eubanks, IIT Research Institute	
VIBRATION ISOLATION SYSTEMS FOR ELECTRONIC EQUIPMENT IN THE B-52 AIRPLANE LOW-LEVEL ENVIRONMENT	169
R. W. Spring, The Boeing Company	

DESIGN AND DEVELOPMENT OF LOW-FREQUENCY VIBRATION ISOLATORS WHICH EXHIBIT LOW SHOCK AMPLIFICATION CHARACTERISTICS	177
S. Balan and L. J. Pulgrano, Grumman Aircraft Engineering Corporation	
PROTECTING THE "EYES" OF THE OAO SATELLITE	185
J. T. Gwinn, Jr., Lord Manufacturing Company	
DESIGN OF FOCALIZED SUSPENSION SYSTEMS	193
L. S. Pechter and H. Kamei, Autonetics Division of North American Aviation, Inc.	

Shock

ELEMENTARY CONSIDERATIONS OF SHOCK SPECTRA	211
I. Vigness, U.S. Naval Research Laboratory	
SPECTRAL CHARACTERISTICS OF SOME PRACTICAL VARIATIONS IN THE HALF-SINE AND SAW-TOOTH PULSES	223
E. H. Scheil, Air Force Flight Dynamics Laboratory	
USE OF SHOCK FOR LOW FREQUENCY VIBRATION TESTING	253
A. J. Villasenor and T. G. Butler, Goddard Space Flight Center	
SPACECRAFT SHOCKS INDUCED BY ELECTRO-EXPLOSIVE DEVICES	259
D. A. Heydon and W. W. Aichroth, TRW Space Technology Laboratories	
SIMULATION OF THE PYROTECHNIC SHOCK ENVIRONMENT	267
A. L. Ikoia, Lockheed Missiles and Space Company	
TEST TECHNIQUES FOR INCREASING THE ACCELERATION AND VELOCITY CAPABILITIES OF AN 18-INCH PNEUMATIC ACTUATOR	275
F. H. Mathews, Sandia Corporation	
FIVE-MILLION POUND SHOCK TESTING FACILITY	291
R. M. Phelan, Cornell University and Lawrence Radiation Laboratory	
SHOCK TESTING WITH EXPLOSIVE GASES	311
W. M. Sigmon, Jr., Sandia Corporation	
HAND-HELD SHOCK TESTER WOX-6A	329
V. F. De Vost, J. E. Messner and G. Stathopoulos, U.S. Naval Ordnance Laboratory	
DESIGN AND DEVELOPMENT OF A HYDRAULIC SHOCK TEST MACHINE PROGRAMMER	335
J. R. Russell, American Machine and Foundry Company	
SHAPING SHOCK ACCELERATION WAVEFORMS FOR OPTIMUM ELECTRODYNAMIC SHAKER PERFORMANCE	345
W. R. Miller, LTV Ling Electronics Division	
SHOCK TESTING WITH VIBRATION SYSTEMS	355
F. W. Young, Radiation, Inc.	
HYGE SHOCK FACILITY IMPROVEMENTS	365
R. M. Stuart, Hughes Aircraft Co.	
DISTRIBUTION	369

Bulletin 34

Part IV

Instrumentation

MEASUREMENT AND ANALYSIS OF ENVIRONMENTAL VIBRATION ON A SHIP DURING ANY OPERATION AND AT ANY SEA CONDITION	1
E. Buchmann, David Taylor Model Basin	
SYSTEM TO CALIBRATE VIBRATION TRANSDUCERS AT LOW DISPLACEMENTS	13
J. R. Reed, Naval Boiler and Turbine Laboratory	
USE OF RECIPROCITY CALIBRATED ACCELEROMETER STANDARDS FOR PERFORMING ROUTINE LABORATORY COMPARISON CALIBRATIONS	21
R. R. Bouche and L. C. Ensor, Endevco Corporation	
NEW INSTRUMENT FOR ACCELEROMETER CALIBRATION	31
D. R. Workman, Lockheed Missiles and Space Company	
DEVELOPMENT OF AN OMNIDIRECTIONAL ACCELEROMETER.	41
L. E. Dunbar, Grumman Aircraft Engineering Corporation	
USE OF MINIATURE FORCE TRANSDUCERS IN THE MEASUREMENT OF SHOCK AND VIBRATION ENVIRONMENTS	45
G. W. Painter, Lockheed-California Company	
ACQUISITION, REDUCTION, AND ANALYSES OF TRANSIENT DATA	55
E. H. Copeland, T. E. Smart, and J. Arnold, Sandia Corporation	
A TELEMETRY STANDARD FOR VIBRATION AND ACOUSTIC MEASUREMENTS. . .	63
E. J. Kirchman and F. J. Holley, Goddard Space Flight Center	
MEASURING LAUNCH-ABORT ENVIRONMENT.	73
C. N. Golub, Pan American World Airways, Inc.	
DYNAMIC RESPONSE OF A DIGITAL MAGNETIC FORCE-REBALANCE PENDULOUS ACCELEROMETER TO A VIBRATIONAL ENVIRONMENT	81
L. R. Beuder and R. C. Rountree, Nortronics Division of Northrop Corporation	
MEASUREMENT OF RELATIVE DEFLECTIONS OF A GROUND MAPPING RADAR ANTENNA IN A VIBRATION ENVIRONMENT.	103
E. F. Dyer, Westinghouse Electric Corp.	
EXPERIMENTAL RESULTS OF THE APPLICATION OF SAMPLING TECHNIQUES TO VARIOUS TYPES OF FLIGHT DATA	107
J. Sudey, Jr., Martin Marietta Corp.	

Environmental Data and Specifications

THE SHIPBOARD DYNAMIC ENVIRONMENT	115
H. B. Avery and W. L. Goodwin, Raytheon Company	
SUMMARY OF MODEL AND FULL-SCALE ACOUSTIC DATA FOR PREDICTION OF MISSILE LIFT-OFF NOISE ENVIRONMENTS.	123
D. A. Bond, Northrop Space Laboratories	
PROBLEMS IN ADDING REALISM TO STANDARD SPECIFICATIONS.	133
A. J. Silver, Litton Industries, Inc.	

UTILIZING IN-FLIGHT VIBRATION DATA TO SPECIFY DESIGN AND TEST CRITERIA FOR EQUIPMENT MOUNTED IN JET AIRCRAFT	137
H. Katz and G. R. Waymon, McDonnell Aircraft Corp.	
SOME RELIABILITY CONSIDERATIONS IN THE SPECIFICATION OF VIBRATION TEST REQUIREMENTS FOR NONRECOVERABLE COMPONENTS	147
C. V. Stahle, Martin Company	
THE SPECIFICATION PROBLEM - PANEL SESSION.	153
ROLLING CONTACT BEARING VIBRATION—THE STATE OF THE ART.	165
J. I. Schwartz and R. E. Gustafson, U.S. Navy Marine Engineering Laboratory	
HUMAN RESPONSE TO RANDOM VIBRATIONS	173
F. Pradko, U.S. Army Tank-Automotive Center	
MEASUREMENT, ANALYSIS AND INTERPRETATION OF F-5A 20MM GUNFIRE DYNAMIC ENVIRONMENT	191
R. F. Carmichael and D. Pelke, Norair Division, Northrop	

Transportation Environments

ACQUISITION AND ANALYSIS OF ACCELERATION DATA FROM THE S.S. WOLVERINE STATE AND LONG-TERM PREDICTION OF SEAWAY INDUCED LOADS ON CARGO	205
F. C. Bailey and D. J. Fritch, Lessells and Associates	
DEPARTMENT OF THE ARMY POSITION ON TRANSPORTATION ENVIRONMENT CRITERIA	243
R. Kennedy, U.S. Army Transportation Engineering Agency	
PROBLEMS ENCOUNTERED IN THE USE OF INSTRUMENTS FOR MEASURING DYNAMIC ENVIRONMENTS	255
L. J. Pursifull, U.S. Army Transportation Engineering Agency	
TRANSPORTATION ENVIRONMENTS	259
W. F. McCann, Lyon Aircraft Services	
DYNAMIC TESTING OF MILITARY CONTAINERS VERSUS RELIABILITY	263
W. H. Myers and T. B. Gudis, Aeronautical Systems Division, USAF	
IMPACT CONSIDERATIONS OF A NEW AIR DELIVERY SYSTEM	269
D. L. Griffin, Yuma Proving Ground	
DESIGN OF A LIGHTWEIGHT PACKAGING SYSTEM TO SURVIVE DYNAMIC AND STATIC LOADS	275
K. D. Robertson, U.S. Army Materials Research Agency	
DISTRIBUTION.	285

Bulletin 34

Part V

Vibration Testing

PITFALLS IN RANDOM SIMULATION.	1
W. C. Beecher, Lear Siegler Inc.	

VIBRATION MEASUREMENTS	15
R. W. Mustain, Douglas Space Systems Center	
FORCE-CONTROLLED VIBRATION TESTS: A STEP TOWARD PRACTICAL APPLICATION OF MECHANICAL IMPEDANCE	45
J. V. Otts, Sandia Corp.	
SELECTION OF VIBRATION TEST LEVELS USING FATIGUE CRITERIA	55
L. W. Root, Collins Radio Company	
ANALOG EXPERIMENTS COMPARE IMPROVED SWEEP RANDOM TEST WITH WIDE BAND RANDOM AND SWEEP SINE TESTS	67
G. Booth, MB Electronics and J. T. Broch, Bruel and Kjaer	
SIMULATING MISSILE-FIRING ACOUSTICAL ENVIRONMENT BY EQUIVALENT MECHANICAL VIBRATION	83
J. H. Putukian, Raytheon Company	
TEST CONTROL DEVICES--SNAP 10A VIBRATION TEST PROGRAM	93
E. L. Gardner and R. M. Oliva, Atomics International	
TRANSMISSION OF VIBRATION TEST FORCES BY MEANS OF VISCOELASTIC LAYERS.	99
A. J. Yorgiadis and S. Barrett, North American Aviation	
FREE-FREE BENDING VIBRATION MEASUREMENTS OF THE OAO BOOST VEHICLE UTILIZING AIR-BEARING SUPPORT	115
R. L. Turney, J. D. Jones, and K. F. Koehl, General Dynamics/Astronautics	
THE RESPONSE OF THE OGO SPACECRAFT STRUCTURE TO HIGH-INTENSITY ACOUSTIC LOADING	125
P. J. Alfonsi, Goddard Space Flight Center	
A LOW-LEVEL VIBRATION TEST SYSTEM	141
R. C. Klinger and M. A. Kollodge, Honeywell Inc.	
SYSTEM RESONANCE, A FUNCTION OF VIBRATION TEST PARAMETERS.	145
A. M. Samborsky and C. J. Van Vliet, U.S. Navy Electronics Laboratory	
A TEMPERATURE CONTROLLER FOR COMBINED TEMPERATURE-VIBRATION TESTS	149
R. E. Seely, U.S. Naval Research Laboratory	
<u>Damping</u>	
VIBRATION RESPONSE CHARACTERISTICS OF VISCOELASTIC-DAMPED STRUCTURES	155
J. E. Ruzicka, Barry Controls	
MATERIAL DAMPING OF ALUMINUM BY RESONANT-DWELL TECHNIQUE	177
N. Granick and J. E. Stern, Goddard Space Flight Center	
EFFECT OF PRESSURE ENVIRONMENT ON DAMPING OF VIBRATING STRUCTURES.	197
D. G. Stephens and M. A. Scavullo, Langley Research Center	
DEVELOPMENT OF A HIGHLY DAMPED SUBMARINE MACHINERY FOUNDATION	205
E. V. Thomas, U.S. Navy Marine Engineering Laboratory	
DESIGNING STRUCTURES FOR ACOUSTICAL AND VIBRATION ENVIRONMENTS	211
R. P. Thorn and G. E. Warnaka, Lord Manufacturing Company	
<u>Fixture Design</u>	
EQUALIZATION AND FIXTURE DESIGN	221
R. M. Mains, General Electric Co.	

DEVELOPMENT OF A LAMINATED VIBRATION FIXTURE MATERIAL	227
R. L. Bergey, Burroughs Corporation	
A REPORT ON THE DESIGN OF INTEGRATED HORIZONTAL AXIS VIBRATION FIXTURES.	231
F. C. Tolleth, Autonetics	
DESIGN OF LARGE VIBRATION FIXTURES FOR SATURN S-IV STAGE DESIGN DEVELOPMENT AND QUALIFICATION PROGRAM	243
L. G. Smith, Douglas Aircraft Company	
SHAKER ATTACHMENTS FOR AEROSPACE GROUND EQUIPMENT IN PORTABLE CASES FOR VIBRATION TESTS.	255
K. A. Jenicek, McDonnell Aircraft Corporation	
DESIGN CRITERIA FOR VIBRATION FIXTURES.	259
L. E. Lutz, Honeywell, Inc.	
DESIGN AND UTILIZATION OF ENVIRONMENTAL TEST FIXTURES	267
W. S. Gorrell, Martin Company	
DESIGNING TIGHT BOLTED JOINTS FOR VIBRATION ENVIRONMENT	273
O. J. Zamparo, MB Electronics	
FIXTURE DESIGN - PANEL SESSION	279
DISTRIBUTION	289

Bulletin 35

Part I

Attendance	xiii
A SIMULATED 25-30 CPS DECK FOR SHOCK TESTING	1
Culver J. Floyd, Raytheon Submarine Signal Division, Portsmouth, Rhode Island	
BLAST LOADING OF MODEL ANTENNA STRUCTURES	13
R. Kirk Gregory, Southwest Research Institute, San Antonio, Texas	
BACKGROUND AND CURRENT STATUS OF UNDERWATER EXPLOSION SHOCK SPECIFICATIONS AND TESTING	23
Gerald M. Mayer, U.S. Navy Underwater Sound Laboratory, New London, Connecticut	
MAGNETIC TAPE RECORDING IN A SEVERE MISSILE ENVIRONMENT— A CASE HISTORY	29
J. P. White and J. Montsma, Bell Telephone Laboratories, Whippany, New Jersey	
LONGITUDINAL VIBRATIONS PRODUCED BY INTERACTION OF THE STRUCTURE, PROPELLANT FLOW, A COMBUSTION PROCESS IN THE LANCE PROPULSION SYSTEM.	41
Ernest King Bramblett, II, Rocketdyne, Canoga Park, California	
SIMULATION OF IMPULSIVE ENVIRONMENTS BY USE OF PYROTECHNIC DEVICES	81
F. A. Ottati, Avco Corporation, Research and Advanced Development Division, Wilmington, Massachusetts	

ANALYSIS OF RESPONSE OF EQUIPMENT ON A DROP TEST SHOCK MACHINE. . .	101
Robert L. Bort, David Taylor Model Basin, Washington, D.C.	
DISTRIBUTION	115

Bulletin 35

Part II

Vibration Testing

THEORY OF DYNAMIC TESTS OF STRUCTURES	1
N. Norby Nielsen, Department of Civil Engineering University of Illinois, Urbana	
FATIGUE LIFE UNDER VARIOUS RANDOM LOADING SPECTRA	21
Sherman A. Clevenson and Roy Steiner NASA Langley Research Center, Langley Station, Hampton, Va.	
COMBINED BROADBAND AND STEPPED NARROWBAND RANDOM VIBRATION . .	33
A. J. Curtis, J. G. Herrera, and R. F. Witters, Hughes Aircraft Company	
ON THE USE OF MULTIPLE (MULTI-POINT) RANDOM EXCITATION WITH APPLICATION TO SURVEYOR SPACECRAFT TESTS	49
A. J. Curtis, H. T. Abstein, and R. J. Varga, Hughes Aircraft Company, Culver City, California	
GROUND TEST SIMULATION OF LIFT-OFF AND TRANSONIC VIBRATION EXCITATION MECHANISMS ON THE RANGER SPACECRAFT	75
Marc C. Trummel, Jet Propulsion Laboratory, California Institute of Technology, Pasadena, California	
METHODS OF CONTROL OF MULTIPLE SHAKER TESTING SYSTEM	85
Jack D. Newton, MB Electronics, New Haven, Connecticut	
ON SYNERGETIC EFFECTS OF COMBINATIONS OF VIBRATION AND OTHER ENVIRONMENTS	97
W. P. Rader, J. D. Donahue, H. N. McGregor, and E. R. Wilson, Martin Company, Denver, Colorado	
A MULTIPLE-FREQUENCY, SHAKE-TESTING TECHNIQUE FOR STRUCTURES WITH RAPIDLY-CHANGING DYNAMIC CHARACTERISTICS	107
F. J. Hawkins, C. W. Skingle, and G. A. Taylor, Royal Aircraft Establishment, Farnborough, England	
A PROGRESS REPORT ON FORCE CONTROLLED VIBRATION TESTING	117
C. E. Nuckolls and J. V. Otts, Sandia Corporation, Albuquerque, N.M.	
VIBRATION ON SANDWICH PANELS IN A VACUUM	131
Clemans A. Powell, Jr., and David G. Stephens, NASA Langley Research Center, Langley Station, Hampton, Virginia.	
THE VIBRATION DESIGN APPROVAL AND ACCEPTANCE TEST PROGRAM FOR THE GEMINI SPACECRAFT - COMPONENT, MODULE AND WHOLE VEHICLE TESTING	139
James R. Daiber and Vincent S. Noonan, McDonnell Aircraft Corporation, St. Louis, Missouri	

TECHNIQUES FOR EXTENDING THE CAPABILITY OF RANDOM EQUILIZATION EQUIPMENT	147
C. D. Robbins and D. G. Clack, LTV ElectroSystems, Inc., Garland Division, Dallas, Texas	
A BROADBAND HYDRAULIC VIBRATION EXCITER	157
H. T. Strandrud, The Boeing Company, Seattle, Washington	
ADVANTAGES OF MULTIPOINT CONTROL FOR VIBRATION TESTING OF COMPLETE RANGER FLIGHT SPACECRAFT	165
Jack L. Cooper, Jet Propulsion Laboratory, Pasadena, California	
VIBRATION INPUT CONTROL INVESTIGATION	183
Roger L. Carlson and Fred A. Chinquist, Honeywell Inc., Minneapolis, Minnesota	
A UNIQUE SUSPENSION SYSTEM FOR LONGITUDINAL VIBRATION TESTING OF LARGE LAUNCH VEHICLES	191
James A. Schoenster, Jerome Pearson, and Grayson V. Dixon, NASA Langley Research Center, Langley Station, Hampton, Va.	
COMBINED RANDOM VIBRATION AND EXTREME TEMPERATURE TESTING OF INTEGRATED CIRCUITS	197
James C. Burrus, Texas Instruments, Inc., Dallas, Texas	
IMPLICATIONS OF SPACECRAFT VIBRATION QUALIFICATION TESTING REQUIREMENTS ON STRUCTURAL DESIGN	203
M. J. Baruch and S. Davis, Fairchild Hiller, Republic Aviation Division, Farmingdale, L. I., New York	
USE OF IMPULSIVE LOADING TECHNIQUES IN THE STUDY OF SHIP VIBRATION	221
J. G. Viner, A. F. Kilcullen, and D. L. Ludwig, DTMB Acoustics and Vibration Laboratory, Washington, D.C.	
THE RELATIONSHIP BETWEEN A LOGARITHMICALLY SWEPT EXCITATION AND THE BUILD-UP OF STEADY-STATE RESONANT RESPONSE	231
R. E. Morse, TRW Systems, Redondo Beach, California	
ANALYSIS OF THE ROTOR BLADE VIBRATORY STRESSES OF THE PROPULSION WIND TUNNEL COMPRESSORS	263
R. A. Robinson, J. C. Childers, and D. I. Yando, ARO, Inc., Arnold Engineering Development Center, Arnold Air Force Station, Tennessee	
DISTRIBUTION	275

Bulletin 35

Part III

Structural Analysis

ON THE RESPONSE OF ROCKET VEHICLE STRUCTURE TO CERTAIN ENVIRONMENTAL LOADS	1
John C. Yao, Northrop Corporation, Norair Division, Hawthorne, California	
EFFECTS OF ORTHOTROPIC CORES ON THE FREE VIBRATIONS OF SANDWICH PLATES	9
M. J. Jacobson, Northrop Corporation, Norair Division, Hawthorne, California	

THE EFFECT OF INERTIA VARIATION AND CERTAIN ASYMMETRIES ON THE DYNAMIC RESPONSE OF AN ELASTICALLY-COUPLED SYSTEM	15
Darrell A. Frohrib, University of Minnesota and UNIVAC Division of Sperry Rand Corporation, St. Paul, Minnesota	
STEADY-STATE RESPONSE OF A MULTI-DEGREE OF FREEDOM SYSTEM SUBJECTED TO RANDOM EXCITATION	21
J. J. Vaccaro, Rocketdyne, A Division of North American Aviation, Inc., Canoga Park, Calif.	
VIBRATIONS OF MULTILAYER SHELLS OF REVOLUTION UNDER DYNAMIC AND IMPULSIVE LOADING	27
Stanley Klein, Aerospace Corporation, San Bernardino, California	
THE RANDOM VIBRATIONS OF A MULTI-SUPPORTED HEAVILY-DAMPED BEAM . . .	45
Denys J. Mead and Emily F. Wilby, Institute of Sound and Vibration Research, University of Southampton, England	
CUMULATIVE DAMAGE CAUSED BY SHOCK EXCITATION.	57
Sami F. Masri, Research Fellow, California Institute of Technology, Pasadena, Calif.	
SOME LATTICE VIBRATION PROBLEMS.	73
George W. Morgenthaler, Martin Company, Denver, Colorado	
THE SOLUTION OF DYNAMIC BEAM PROBLEMS BY MEANS OF FINITE Cis-HYPERBOLIC TRANSFORMS	81
Gabriel Cinelli, Argonne National Laboratory, Argonne, Illinois	
RANDOM VIBRATIONS AND RANDOM FUNCTIONS	89
Clifford S. O'Hearne, Martin Company, Orlando, Florida	
ANALYTICAL AND EXPERIMENTAL TECHNIQUES USED TO ESTABLISH STRUCTURAL DESIGN LOADS FOR THE SURVEYOR SPACECRAFT DURING LUNAR LANDING	95
R. J. Harter and R. J. Switz, Hughes Aircraft Company, El Segundo, California	
DYNAMIC ASPECTS OF METAL BELLOWS	107
Vincent R. Daniels, Bell Aerosystems Company, Buffalo, New York	
LIFETIME EVALUATION PROCEDURES FOR RANDOM SHOCK AND VIBRATION	125
M. Zaid and P. Marnell, Technik Incorporated, Jericho, New York	
APPLICATION OF THE DIRECT STIFFNESS METHOD TO THE ELASTIC MATHEMATIC MODELING OF THE SATURN S-IB	149
M. E. McCoy, J. D. Sowers, W. J. Leamont, and R. G. Higgins, Chrysler Corporation Space Division, New Orleans, Louisiana	
ACOUSTIC WAVES GENERATED BY THE MOTION OF PIPING CONTAINING A FLUID. .	161
Norman Lipner and Francis B. Fay, TRW Systems, Redondo Beach, California	
ANALYSIS OF THE EFFECTS OF DYNAMIC COUPLING BETWEEN STRUCTURAL RESONANCES AND A TIME SAMPLING DATA CONTROL SYSTEM	169
L. R. Beuder and J. M. Brust, Nortronics, A Division of Northrop Corporation, Hawthorne, California	
TRANSIENT RESPONSE OF LINEAR DAMPED, LUMPED, SPRING-MASS SYSTEMS BY EXPERIMENTALLY DERIVED TRANSFER FUNCTIONS	187
R. W. Kelley, Sandia Laboratory, Albuquerque, New Mexico	
INVESTIGATION OF DYNAMIC CHARACTERISTICS OF A 1/20th SCALE MODEL OF THE LAUNCH PHASE SIMULATOR	207
Charles J. Arcilesi and Lloyd R. Bruck, NASA, Goddard Space Flight Center, Greenbelt, Maryland	
THE ELIMINATION OF SUBSTANDARD PARTS BY ENVIRONMENTAL TESTING.	227
Lyle E. Matthews, U.S. Naval Missile Center, Point Mugu, California, and Raymond C. Binder, University of Southern California, Los Angeles, California	

A PRACTICAL APPROACH TO THE DETERMINATION OF ELECTRICAL SUPPORT EQUIPMENT TEST REQUIREMENTS WHICH ASSURE PROPER OPERATION IN HIGH STRESS SERVICE ENVIRONMENT	235
James M. Ray and Edwin B. Blanford, General Electric Company, Apollo Support Department, Daytona Beach, Florida	
HIGH IMPACT SPACECRAFT EQUIPMENT	243
J. L. Adams and M. G. Comuntzis, Jet Propulsion Laboratory, Pasadena, California	
EVALUATION OF ACOUSTIC ENVIRONMENTAL EFFECTS ON FLIGHT ELECTRONIC EQUIPMENT	259
J. Sugamele, The Boeing Company—Airplane Group, Seattle, Washington	
DISTRIBUTION	281

Bulletin 35

Part IV

Instrumentation

INTEGRATION AND DOUBLE INTEGRATION—A PRACTICAL TECHNIQUE	1
Mervel W. Oleson, U.S. Naval Research Laboratory, Washington, D.C.	
THE MEASUREMENT OF INTERNAL DYNAMICS OF EQUIPMENT	11
Charles T. Morrow, The Aerospace Corporation, Los Angeles, California	
PIEZORESISTIVE STRAIN GAGE ACCELEROMETERS INCREASE SPECTRUM OF SHOCK AND VIBRATION MEASUREMENT CAPABILITY	17
W. E. Wall, Endevco Corporation, Pasadena, California	
VIBRATION MEASUREMENTS USING A MICROWAVE INTERFEROMETER	23
C. F. Augustine and J. E. Ebert, Weinschel Engineering, Gaithersburg, Maryland	
A WIDEBAND ABSOLUTE ACCELEROMETER CALIBRATOR UTILIZING A LASER FOR MEASURING VIBRATORY DISPLACEMENTS	33
Robert B. Davis, Naval Air Test Center, Patuxent River, Maryland	
UNPUBLISHED ACCELEROMETER CHARACTERISTICS	37
Boris Mangolds, Astro-Electronics Division, Radio Corporation of America, Princeton, New Jersey	
NEW PRECISION CALIBRATION TECHNIQUES FOR VIBRATION TRANSDUCERS	49
Walter P. Kistler, Kistler Instrument Corporation, Clarence, New York	
OMNIDIRECTIONAL ACCELERATION SENSOR	55
A. J. Buschman, Jr., Harry Diamond Laboratories, Washington, D.C.	
EFFECTIVE USE OF ACCELEROMETERS AS CALIBRATION STANDARDS	61
D. R. Workman, Lockheed Missiles and Space Company, Sunnyvale, California	
MEASUREMENT OF ACCELEROMETER TRANSVERSE SENSITIVITY	73
D. W. Rockwell and J. D. Ramboz, Metrology Engineering Center, Bureau of Naval Weapons Representative, Pomona, California	
FIRST OCCURRENCE PROBABILITIES FOR EXTREME RANDOM VIBRATION AMPLITUDES	99
Cory L. Gray, Measurement Analysis Corporation, Los Angeles, California	

SIGNAL DETECTION USING IMPULSE CROSSCORRELATION	105
S. W. Marshall, Texas Instruments, Inc., and A. C. Keller, White Sands Missile Range	
A MEANS TO REDUCE RANDOM VIBRATION ANALYSIS TIME	121
N. Bahringer and R. W. Lochner, Jr., Honeywell, Inc., St. Petersburg, Florida	
A CONTINUOUS FREQUENCY CONSTANT Q SHOCK SPECTRUM ANALYZER	129
G. W. Painter and H. J. Parry, Lockheed-California Company, Burbank, California	
SLOPE ERROR OF POWER SPECTRAL DENSITY MEASUREMENTS	135
Robert L. Gordon, Pratt and Whitney Aircraft, East Hartford, Connecticut	
THE EFFECTS OF PHASE ERRORS UPON THE MEASUREMENT OF RANDOM PROCESSES	139
Ronald D. Kelly, Measurement Analysis Corporation, Los Angeles, California	
UTILIZATION OF A DIGITAL COMPUTER FOR ON-LINE ACQUISITION AND ANALYSIS OF ACOUSTIC AND VIBRATION DATA	151
Daniel J. Bozich, Wyle Laboratories Research Staff, Huntsville, Alabama	
A DIGITAL DATA RECORDING SYSTEM FOR STRUCTURAL DYNAMICS RESPONSE TESTING	181
M. H. Hieken, McDonnell Aircraft Corporation, St. Louis, Missouri	
COMPARISON OF ANALOG AND DIGITAL METHODS FOR VIBRATION ANALYSIS . . .	193
William K. Shilling, III, AF Flight Dynamics Laboratory, Wright-Patterson Air Force Base, Ohio	
AUTOMATIC REAL-TIME VIBRATION SPECTRUM ANALYZER SYSTEM USING DELAY LINE TIME COMPRESSION TECHNIQUES	209
John L. Fryling, Gulton Industries, Inc., Trenton, New Jersey	
THE ANALOG CROSS SPECTRAL DENSITY ANALYZER SYSTEM	223
R. L. Randall, Atomics International, Canoga Park, California	
TRANSIENT DATA DISTORTION COMPENSATION	231
John D. Favour, The Boeing Company, Seattle, Washington	
DISTRIBUTION	239

Bulletin 35

Part V

Transportation

A SURVEY OF SHOCK AND VIBRATION ENVIRONMENTS IN THE FOUR MAJOR MODES OF TRANSPORTATION	1
R. W. Schock, NASA, Marshall Space Flight Center and W. E. Paulson, Brown Engineering Company, Huntsville, Alabama	
THE DYNAMIC ENVIRONMENT OF SPACECRAFT SURFACE TRANSPORTATION	21
J. W. Schlupe, Jet Propulsion Laboratory, Pasadena, California	
A REALISTIC DERIVATION OF A LABORATORY VIBRATION TEST TO SIMULATE THE OVERLAND TRANSPORTATION ENVIRONMENT	37
John A. Kasuba, Aberdeen Proving Ground, Maryland	

A METHOD FOR ESTIMATING ACCELERATIONS OF SHIPPING CONTAINERS MOUNTED ON AN IMPACTING RAILROAD CAR	49
John J. Scialdone, NASA, Goddard Space Flight Center, Greenbelt, Maryland	
PRELIMINARY ANALYSIS OF DATA OBTAINED IN THE JOINT ARMY/AEC/SANDIA TEST OF TRUCK TRANSPORT ENVIRONMENT	57
J. T. Foley, Sandia Corporation, Albuquerque, New Mexico	
ROUGHNESS MEASUREMENT AND SYSTEM RESPONSE EVALUATION FOR HIGHWAY ENVIRONMENT	71
J. R. Harvey and R. A. Wursche, Goodyear Aerospace Corporation, Litchfield Park, Arizona	
PROGRAM 624A-TITAN III-C TRANSPORTATION TESTS	87
Louis A. Molinari, United Technology Center, Sunnyvale, California and Jack R. Reynolds, Space System Division, AFSC, Los Angeles, California	
DYNAMIC ENVIRONMENT OF M-113 ARMORED PERSONNEL CARRIER	115
G. M. Pomonik and N. G. Tinling, Hughes Aircraft Company, Culver City, California	
INTERPRETATION AND APPLICATION OF SPECIFICATION REQUIREMENTS THAT SIMULATE VIBRATION RESPONSES OF EQUIPMENT BEING SHIPPED BY COMMON CARRIER	129
James E. Rice, Goodyear Aerospace Corporation, Akron, Ohio	

Shock and Vibration Isolation

NEAR-OPTIMUM SHOCK MOUNTS FOR PROTECTING EQUIPMENT FROM ACCELERATION PULSES	133
Ralph E. Blake, Lockheed Missiles & Space Company, Sunnyvale, California	
SHOCK ATTENUATION USING PASSIVE ELEMENTS	147
V. H. Neubert and D. L. Pyke, Pennsylvania State University, University Park, Pa., and D. F. Poeth, HRB-Singer Corporation, State College, Pennsylvania	
INVESTIGATION OF THE VIBRATION DAMPING PROPERTIES OF VISCOELASTIC MATERIAL USING A DELAY ANGLE TECHNIQUE	159
Saul A. Eller and Levi Cohen, U.S. Naval Applied Science Laboratory, Brooklyn, New York	
ENERGY ABSORPTION BY DYNAMIC CRUSHING	169
C. V. David, General Atomic Division of General Dynamics Corporation, San Diego, California	
DRY FRICTION DAMPING WITH FORCE PROPORTIONAL TO DISPLACEMENT.	179
Leon Wallerstein, Jr., Lord Manufacturing Company, Erie, Pennsylvania	
RESPONSE OF RESILIENT MOUNTS UNDER SHOCK LOADING	187
E. A. Thornton and R. D. Short, Underwater Explosions Research Division, David Taylor Model Basin, Portsmouth, Virginia	
A NEW APPROACH TO PACKAGE CUSHIONING DESIGN	193
Gordon S. Mustin, Special Projects Consultants, Inc., Washington, D.C.	
OPTIMAL SHOCK ISOLATION SYNTHESIS	203
T. Liber and E. Sevin, IIT Research Institute, Chicago, Illinois	
VIBRATION ISOLATION THROUGH PNEUMATIC SPRING AND DAMPING	217
Russel L. Hall, Edgerton, Germeshausen & Grier, Inc., Las Vegas, Nevada	
DESIGN AND ADVANTAGES OF A TWO STAGE MOUNTING SYSTEM FOR THE MAJOR MACHINES IN A SHIP'S ENGINE ROOM	227
Robert M. Gorman, General Dynamics/Electric Boat Division, Groton, Connecticut	
MODELING OF SPACECRAFT FOR LOW FREQUENCY NOISE REDUCTION	235
Richard H. Lyon, Robert E. Apfel and Charles W. Dietrich, Bolt Beranek and Newman, Inc., Cambridge, Massachusetts	

FLEXIBLE TOROIDAL SPRING CHARACTERISTICS	243
C. V. David, General Atomic Division of General Dynamics Corporation, San Diego, California	
VIBRATION QUALIFICATION SPECIFICATION FOR INERTIAL MEASURING UNITS.	261
S. L. Burgwin, Honeywell, Inc., Aeronautical Division, St. Petersburg, Florida	
EVALUATION OF A DESIGN FACTOR APPROACH TO SPACE VEHICLE DESIGN FOR RANDOM VIBRATION ENVIRONMENTS	271
D. E. Hines and D. A. Stewart, Douglas Aircraft Company, Santa Monica, California	
AN APPLICATION OF DECISION THEORY TO A VIBRATION-FATIGUE PROBLEM.	307
D. M. Aspinwall and R. E. Blake, Lockheed Missiles and Space Company, Sunnyvale, California	
A GENERAL SOILS MODEL FOR SHOCK PROPAGATION STUDIES	321
C. X. C. F. Miranda, University of Detroit, Detroit, Michigan and David C. Kraft, University of Dayton, Dayton, Ohio	
DISTRIBUTION	329

Bulletin 35

Part VI

Shock Testing

SHOCK TESTING TO SIMULATE RANDOM VIBRATION PEAKS	1
J. A. Bailie, Lockheed Missiles and Space Company, Sunnyvale, California	
10,000 G SLINGSHOT SHOCK TESTS ON A MODIFIED SAND-DROP MACHINE	11
Sam Marshall and LaVerne Root, Collins Radio Company, Cedar Rapids, Iowa and Leonard Sackett, University of Michigan, Dearborn, Michigan	
SHOCK SPRINGS AND PULSE SHAPING ON IMPACT SHOCK MACHINES	23
Richard O. Brooks, Sandia Corporation, Albuquerque, New Mexico	
SHOCK TESTING A SPACECRAFT TO SHOCK RESPONSE SPECTRUM BY MEANS OF AN ELECTRODYNAMIC EXCITER.	41
G. A. Gallagher, M.I.T. Lincoln Laboratory, Lexington, Massachusetts and A. W. Adkins, Littleton Research and Engineering Corporation, Littleton, Massachusetts	
DESIGN AND PERFORMANCE CHARACTERISTICS OF A WATER JET ACTUATOR	47
Robert L. Henderson, Sandia Corporation, Albuquerque, New Mexico	
REENTRY OVERPRESSURE SHOCK SIMULATION TEST	55
William R. Kampfe, Sandia Corporation, Albuquerque, New Mexico	
SHOCK TESTING WITH HIGH EXPLOSIVE INITIATED GAS DETONATIONS.	69
W. M. Sigmon, Jr., Sandia Corporation, Albuquerque, New Mexico	
A METHOD OF PRODUCING LONG-DURATION AIR-INDUCED GROUND SHOCK USING HIGH EXPLOSIVES	83
Eugene Zwoyer, George Triandafilidis and James Stras, Eric H. Wang Civil Engineering Research Facility, University of New Mexico, Albuquerque, New Mexico	
STRUCTURAL AND FUNCTIONAL TESTS OF A FULL-SCALE GEMINI RENDEZVOUS AND RECOVERY SECTION AND AN AGENA TARGET DOCKING ADAPTER AS SUBJECTED TO AN ORBITAL MOORING SHOCK ENVIRONMENT	105
N. E. Stamm and J. F. Siller, McDonnell Aircraft Corporation, St. Louis, Missouri	

EXTENSION OF SHAKER SHOCK CAPABILITIES	111
James M. McClanahan and John Fagan, Astro-Electronics Division, RCA, Princeton, New Jersey	
A NEW AIR GUN FOR SHOCK TESTING	119
Evan W. Gray and Tom B. Linton, U.S. Naval Weapons Station, Seal Beach, California	
INVESTIGATION OF PARAMETERS AFFECTING DYNAMIC PRESSURES IN SUPER PRESSURE GENERATOR USED FOR CANNON BREECH FATIGUE STUDIES	141
R. R. Lovelle, J. F. Zweig and M. A. Scavullo, Watervliet Arsenal, Watervliet, New York	
THE DOUBLE FORCE PROGRAMMER SHOCK TESTING METHOD - A NEW TECHNIQUE FOR CONTROLLING SHOCK PULSE WAVEFORMS	149
F. H. Mathews, Sandia Corporation, Albuquerque, New Mexico	

Specification of Shock

AEROSPACE SHOCK TEST SPECIFIED AND MONITORED BY THE RESPONSE SPECTRUM.	163
K. Kuoppamaki, Consultant, Riverside, California and R. A. Rouchon, Lockheed Missiles and Space Company, Sunnyvale, California	
SPECIFICATION OF ACCELERATION PULSES FOR SHOCK TESTS	173
Irwin Vigness, U.S. Naval Research Laboratory, Washington, D. C.	
SHOCK TESTING TO SHOCK SPECTRA SPECIFICATIONS.	185
S. M. Ostergren, General Electric Company, Philadelphia, Pennsylvania	
ANALOG METHOD FOR STUDY OF SHOCK SPECTRA IN NONLINEAR SYSTEMS	197
Theodore F. Bogart, Jr., LTV Ling-Altec, Inc., Anaheim, California	
A MECHANICAL SHOCK PULSE SURVEY	209
Francesco Palmisano, U.S. Army Electronics Command, Ft. Monmouth, New Jersey	
PROXIMITY SPECTRUM - A NEW MEANS OF EVALUATING SHOCK MOTIONS.	229
Edward H. Schell, Air Force Flight Dynamics Laboratory, Wright-Patterson Air Force Base, Ohio	
DEFINITION OF SHOCK DESIGN AND TEST CRITERIA USING SHOCK AND FOURIER SPECTRA OF TRANSIT ENVIRONMENTS.	249
M. Gertel and R. Holland, Allied Research Associates, Inc., Concord Massachusetts	
STRUCTURAL RESPONSE TO IMPULSIVE LOADING (PYROTECHNIC DEVICES)	265
Vincent S. Noonan and William E. Noonan, McDonnell Aircraft Corporation, St. Louis, Missouri	
ANALYTIC DYNAMIC MODELING FOR IMPULSIVE ENVIRONMENTS.	285
William C. Broding and John R. Henry, Avco Corporation, Research and Advanced Devel- opment Division, Wilmington, Massachusetts	
PYROTECHNIC SHOCK ANALYSIS AND TESTING METHODS.	309
Allan R. Hoffman and James E. Randolph, Jet Propulsion Laboratory, Pasadena, California	
SHAPED CHARGE SHOCK ENVIRONMENT FOR CENTAUR VEHICLE COMPONENTS	331
E. C. Noble, Jr., and R. L. Batten, General Dynamics/Convair, San Diego, California	
VIBRATION AND SHOCK DATA FROM THE ATHENA BOOSTER	353
C. J. Moening and F. J. Benedetti, Aerospace Corporation, San Bernardino, California	
DISTRIBUTION.	373

Bulletin 35

Part VII

Prediction of Vibration Environment

TITAN III-C AERODYNAMIC VIBRATION ANALYSIS	1
F. M. Condos, Martin Company, Denver, Colorado	
PREDICTION OF RE-ENTRY VIBRATION.	9
F. A. Smith and F. J. Benedetti, Aerospace Corporation, San Bernardino, California	
PREDICTION OF THE BOUNDARY LAYER ACOUSTIC PRESSURE LEVELS OF A BLUNT NOSE RE-ENTRY VEHICLE AT HIGH MACH NUMBERS.	19
H. Saunders and D. E. Nestler, General Electric Company, Philadelphia, Pennsylvania	
HIBEX MISSILE VIBRATION ENVIRONMENT CONSIDERATIONS	25
J. C. Furlong and H. M. Voss, The Boeing Company, Seattle, Washington	
MARINER MARS 1964 ACOUSTICALLY INDUCED VIBRATION ENVIRONMENT.	31
R. A. Schiffer and J. R. Hyde, Jet Propulsion Laboratory, Pasadena, California	
VIBRATION STUDIES CONDUCTED ON THE GEMINI INERTIAL PLATFORM.	55
Dean Seefeld, Honeywell Inc., Aeronautical Division, St. Petersburg, Florida	
GEMINI SPACECRAFT FLIGHT VIBRATION DATA AND COMPARISON WITH PREDICTIONS	67
James A. Callahan, McDonnell Aircraft Corporation, St. Louis, Missouri	
DETERMINATION OF THE WATER IMPACT SHOCK ENVIRONMENT	77
F. H. Collopy, ITEK Corporation, Lexington, Massachusetts	
ORBITAL VIBRATION EFFECTS ON SCIENTIFIC INSTRUMENTS	87
R. J. Savage, Douglas Aircraft Company, Santa Monica, California	
MOBILITY OF A RANDOMLY EXCITED STRUCTURE BY CROSS CORRELATION AND CROSS SPECTRAL COMPUTATION TECHNIQUES.	101
Will Gersch and David Sharpe, Purdue University, Lafayette, Indiana	
COMPUTATION TECHNIQUES FOR MECHANICAL IMPEDANCE METHODS	109
James E. Smith, U.S. Navy Marine Engineering Laboratory, Annapolis, Maryland	
ANALYTICAL AND EXPERIMENTAL EVALUATION OF DD692 CLASS HULL VIBRATION .	119
J. J. Francis, Boston Naval Shipyard, Boston, Massachusetts and A. R. Paladino, Bureau of Ships, Washington, D.C.	
A PRACTICAL APPROACH TO THE PREDICTION OF THE NATURAL FREQUENCY OF PRINTED CIRCUIT BOARDS	137
James T. Arnold and Fred P. Strother, Jr., Honeywell Inc., Aeronautical Division, St. Petersburg, Florida	
MODAL CHARACTERISTICS OF ARBITRARILY STIFFENED RINGS.	145
John D. Sowers and Nolan P. Hymel, Chrysler Corporation Space Division, New Orleans, Louisiana	
MEASUREMENT OF CAPTIVE-FLIGHT VIBRATION RESPONSE FOR AGM-45A (SHRIKE) AND FIREYE BOMB AIRBORNE WEAPONS.	157
A. Weathersbee and W. Parmenter, U.S. Naval Ordnance Test Station, China Lake, California	

Damping and Nonlinear Analysis

RESPONSE OF A NONLINEAR DAMPED OSCILLATOR TO RANDOM EXCITATION	191
A. W. Bell and A. E. Galef, National Engineering Science Company, Pasadena, California	
MATHEMATICAL MODELS OF NONLINEAR MULTIDEGREE-OF-FREEDOM STRUCTURES .	197
Walter B. Murfin, Sandia Corporation, Albuquerque, New Mexico	
FORCE TRANSMISSIBILITIES IN SPACECRAFT STRUCTURES	205
Carl C. Osgood, Astro-Electronics Division, RCA, Princeton, New Jersey	
ENERGY DISSIPATION IN A VIBRATION DAMPER UTILIZING A VISCOELASTIC SUSPENSION	213
John P. Henderson, Air Force Materials Laboratory, Wright-Patterson AFB, Ohio	
THE EFFECT OF STRUCTURAL DAMPING ON THE MODAL RESPONSE OF A RESONANT BEAM	231
Frederick C. Nelson, Dynatech Corporation, Cambridge, Massachusetts	
A SIMPLIFIED APPROACH TO STRUCTURAL DAMPING DESIGN	239
G. E. Warnaka, A. J. Harris and B. W. Campbell, Lord Manufacturing Company, Erie, Pennsylvania	
USE OF THE SHOCK SPECTRUM TECHNIQUE FOR NONLINEAR SYSTEMS.	253
Walter B. Murfin, Sandia Corporation, Albuquerque, New Mexico	
NOISE AND VIBRATION CONTROL WITH FIBER METALLURGY	261
H. B. Karplus, V. J. Raelson and H. Schwartzbart, IIT Research Institute, Chicago, Illinois	
MEASUREMENT OF COMPLEX SHEAR MODULUS OF VISCOELASTIC MATERIALS BY MECHANICAL IMPEDANCE METHODS	267
Andrew J. Roscoe, III, E. V. Thomas and W. Blasingame, U.S. Navy Marine Engineering Laboratory, Annapolis, Maryland	
DISTRIBUTION	275

Appendix A

INDEX

to

**SHOCK AND VIBRATION BULLETINS
Nos. 1 through 24**

**A Subject Index
and
Author Index**

**Compiled by
V. S. Hardy and K. G. Jahnel**

Prepared by

**The Centralizing Activity for Shock and Vibration
of
The Office of the Assistant Secretary of Defense
for Research and Engineering**

**DEPARTMENT OF DEFENSE
WASHINGTON, D. C.**

**Index to Shock and Vibration Bulletins 1-24 is
hereby declassified per NRL Classification
Change Notice 10-67 dated 11 November 1967.**

FOREWORD

The troublesome effects of shock and vibration as well as the ways and means for overcoming these difficulties play a vital role in our preparedness effort. Only in recent years have these aspects of mechanical shock and vibration been recognized as an engineering domain which must be approached with a scientific attitude. At present, the bulk of information pertaining to research and development conducted in this field for the past ten years is contained in the 24 Shock and Vibration Bulletins. Since these are classified (mostly Confidential) and were issued in different formats, some as NRL Reports and others as Department of Defense publications, it is often difficult to locate a cited reference to an investigation.

Therefore, to provide the technical worker in the field of shock and vibration and associated with National defense with a ready reference to the Bulletins, this Index has been compiled. It lists subjects and items in alphabetical order. Items of equipment and instrumentation are listed even though many of these items are not fully described in the texts. These references should be valuable if information is desired relative to application and performance. There is also included an index to authors of papers and shorter manuscripts which are contained in Bulletins 1 through 24.

Some Bulletin issues were published in two volumes, the second being a Supplement to the first. For example, proceedings of the 24th Symposium are printed in two parts: Shock and Vibration Bulletin No. 24 and Supplement to Shock and Vibration Bulletin No. 24. Hence, in the Index wherever the letter "S" accompanies the Bulletin number, the reference is to be found in the Supplement to that Bulletin.

SUBJECT INDEX

to

SHOCK AND VIBRATION BULLETINS Nos. 1-24

The numerals following the subject item represent the Bulletin number, while the numerals included in parentheses represent the page number.

Example:

Aerobee rocket, 19(43)

└── Bulletin No.
 ↓

 ↑
└── Page No.

A

Accelerated testing, 15(92,93); 20(190)

Acceleration

Bailout (See Bailout acceleration)

Density (See Spectral density)

Human tolerance (See Human-body tolerance to acceleration)

Simulators (See Centrifuges or Linear acceleration simulators)

Accelerometer

Calibration (See Calibration)

Circuitry (See Circuitry for accelerometers)

Classification, 9(18); 24(2,3,5)

Accelerometers

ADP crystal, 17(109); 18S(3)

ASF Type B and Type LA, 16(8,20)

Brinell-type, 17(74,81)

Brush PV-5, 3(24,38); 18S(3)

Brush Vibromike MV-1, 14(50,70); 17(145)

Buchanan gage, 8(48)

BuOrd torpedo, 3(24)

Calidyne Mod 18-B, 19(16); 20(66)

Accelerometers (continued)

Cantilever-type, 3(24,38); 9(19)
Consolidated, 3(26)
Copper ball (crusher gage), 3(36); 4(63); 8(50,53);
9(19); 17(74,76); 19(70)
CTI, step, 5(28)
DOFL (BaTiO₃), 23(234)
DOFL, H.I.C. (BaTiO₃), 24(291)
DTMB, crystal, 3(40)
DTMB, 7-reed contact, 3(36)
DVL type, 3(24)
Endevco Models 2203, 2213, 23(186); 24(57,107)
Fracture type, 9(19)
Frankford Arsenal, Mod. FA-6 (BaTiO₃), 22(135)
GE, quartz crystal, 8(55); 17(137)
Glenco, bimorph (BaTiO₃), 14(50)
Glenn Martin Type B, 8(62)
Glennite, 23(186,279); 24(157,242)
Gray, 15(29,70); 16(6)
Gulton (BaTiO₃), 16(89); 17(109,122,133); 20(125);
21(32)
Gulton, tape recording, 23(223)
Indenter gage, 8(49)
Jacklin, 3(24)
JHU/APL Bimorph (BaTiO₃), 17(109,145)
Mass plug, 3(36); 4(31)
Massa, 18(47); 18S(3); 23(266)
NBS (BaTiO₃), 17(109,126); 23(162,165,167,258)
NBS MK-V statistical, 20(141)
New York Central R.R., 15(30)
NOL piezoelectric, 8(55); 17(76)
NRL contact, 3(36)
NRL wire strain gage, 8(64); 18S(4)
Pallograph type, 3(26,38)
PTS, Models 15 and 30 (BaTiO₃), 22(60)
Putty gage, 3(36); 8(45); 9(19)
Rochelle salt crystal, 8(55); 14(50,70); 17(109,122,
145); 18S(3)
Schaevitz, 8(62)
Schrader, 3(26); 6(9)
SCL, magnetic recording, 15(52)
Statham (See Statham accelerometers)
Subminiature tube (BaTiO₃), 23(162,167,258)
Symington-Gould, 15(69); 16(5)
Westinghouse crystal, 3(40)

Acoustic

Environment of Snark, 24(236)
Environmental aspects of fatigue, 24(252)
Fatigue problems in jet aircraft, 24(231)

Acoustic (continued)

Structural vibration of B-52, 22(39); 24(219)

Aerobee rocket, 19(43)

Aerodynamic

Noise, 12&13(13,17)

Vibrations, 12&13(26)

Air-blast, 4(3,11)

Aircargo, 15(21,36); 18S(25); 19(80)

Aircraft

Aileron reversal, 12&13(104)

Airfoil divergence, 12&13(106)

Analysis of noise induced vibration, 22(39)

Arcing faults, 12&13(167)

Arrested landings, 12&13(116,132)

Arresting gear, 19(129,138,141)

Arresting hooks, 12&13(117,120)

Bailout, 19(152) (Also see Escape from aircraft)

Catapult launchings, 8(10)

Catapults for ejection seats, 12&13(171); 22(146)

Crash landing forces, 7(59)

Director type, 24(5-14)

Drop tests, 8(11); 9(26)

Dynamic stresses, 7(29)

Ejection seat tests (See Escape from aircraft)

Electronic equipment isolation for shock and vibration,
22(47,72,78)

Engine container test on USS MIDWAY, 18(135)

Engine packaging, 21(78,97)

Engine suspensions for containers, 21(97)

Fatigue problems, 24(231)

Flutter, 7(17); 10(51); 12&13(99); 22(62)

Gunfire vibrations, 16(56); 17(4,33); 20(125)

Gust loads, 7(34); 12&13(109,159)

Helicopter flight vibrations (See Helicopter)

Helicopter ground resonance, 12&13(69)

Instrumentation for test (See Test instrumentation of
aircraft)

Jet flight vibration (See Jet aircraft vibration)

Landing data, arrested, 12&13(126,138)

Landing data, unarrested (See Unarrested-aircraft-
landing data)

Landing-force response parameters, 12&13(145)

Landing loads, prediction of, 12&13(151)

Landing problems, 7(32,39)

Landing tests, 12&13(116,146)

Aircraft (continued)

- Model tests, 7(39); 22(62)
- Noise (See Noise in airplanes)
- Pilot ejection, 7(47); 19(161); 20(120); 22S(28,40)
- Propeller type, vibration (See Conventional-aircraft-vibration)
- Regions of vibration, 16(52)
- Seat ejection experiments (See Escape from aircraft)
- Shock and vibration in wire rope arrestment, 19(141)
- Specific types (See Specific types of aircraft)
- Specifications (See Specifications)
- Vibration spectra (See Propeller and jet aircraft vibration spectra)

Air-drop

- Ballistic aspect of, 19(6)
- Demonstration, 19(194)
- Economics, 19(24)
- Landing shock, 19(3,158)
- Of mines, 19(67,70)
- Of rocket components, 19(43)
- Of torpedoes, 5(9); 19(85)
- Parachute opening shock, 19(2,47,70,109,115,119,124,126,156)
- Problems, 19(1)
- Recovery systems, 19(34,58)
- Shock absorber, 19(13)
- Use of crushable materials, 19(23)
- Water entry shock, 19(70,77,80)
- Wind drift, 19(2)

Air-gun (See Shock-testing equipment)

Alloys, 18(106,151)

Altitude simulation facility (NRL), 24(154)

Ammunition testing, 3(13)

Ampex tape recorder, 23(186); 24(8)

Amplifier

- Boeing tape monitor, 22(58)
- Consolidated Type D, 21(130)
- Design of power type, 24(135)
- MacIntosh 251, 23(176)
- MB, power, Mod T 112031, 23(115)
- Miller A-2, 12&13(82)
- Miller C-3, 21(156)

Amplifier (continued)

Raytheon Type CK512AX shock mounted, 18(84)
Subminiature types, 18(82); 24(7)

Analogue

Aids to simulation and analysis, 10(21)
Applications for shock analysis, 4(43); 24(118)
Applications for vibration analysis, 14(32); 22(42);
23(187); 24(70,225)
Differential analyzer, REAC, 17(140)
Electromagnet vibration generator, 24(135)
Electronic computer (C.I.T.), 14(32)
Electronic reed gage, 17(143)
Operational computer, 24S(31)
Random vibration computer WADC, 24(225)
Shock spectrum computer, 24(118)

Analysis of missile data

Corporal, 24(110)
Falcon, 24(118)
Snark, 24(243)
Talos, 24(76)
Terrier, 23(187,190)

Analyzers

Atomic Instrument, pulse height, 23(193)
Bruel and Kjaer, wave, 24(9)
Davies Mod. 510, wave, 23(83); 24(5,9,10,220)
Erpi recording frequency, 6(18)
General Radio 762-A, vibration, 6(18)
Hewlett-Packard Mod. 300A, wave, 23(167)
Kay Electric "Sonalyzer", 16(88)
Mader, 15(47)
Pendulum, 6(101)
Pratt and Whitney, 12&13(37,45)
Western Electric, Type 3A, 14(111); 22(175)

Arrested landing, 12&13(116,132)

Askania vibrograph, 2(19); 3(30); 18(135)

Automatic-retarder for hump yards, 16(25)

B

Bailout acceleration

Ejection (See Ejection accelerations)
Free fall, 19(153); 22S(20)
Parachute opening, 19(2,109,119,156)

Ballantine, 320 True rms meter, 24(102)

Ballistic impact
Properties of textile materials, 22(159)
Shock effect, 22(134)
Simulation equipment, 22(135)

Ballistics

Of ejection seat catapults, 12&13(177,180)
Of gun projectiles, 5(1); 18S(10)

Balloons in parachute research, 19(92)

Band-pass filters, 23(3)

Bandwidth effects on vibration analysis, 24(10,11)

Bar magnet velocity meter, 17(110)

Bar, vibrating, 17(84); 18(124); 20(194)

Barium titanate accelerometer calibration (See Calibration)

Barium titanate accelerometers (See Accelerometers)

Barium titanate vibrators, 23(175); 24(305)

Barry isolators (See Isolators)

Barry-Lord isolators, 22(75)

Beam

Excited by random vibration, 24S(10)
Fatigue test, 23(80)
Resonator, 17(84)
Shock and vibration, 17(1)
Shock induced stresses, 11(83); 17(1,4)

Belden, No. 8411, microphonic cable, 24(59)

Berkley counter, 24(243)

Biomechanics

Airplane, 7(15); 10(57,71); 22S(24)
Blast, 2(7,11); 4(19); 5(73); 20(121)
Centrifuge, 19(178,186); 20(120)
Decelerator, 10(57); 19(167); 20(120)
Drop and recoil test stand, 10(67)
Ejection seat, 2(12); 7(47); 12&13(171,187); 19(161,188); 20(122); 22(146); 22S(28,40)
Parachute, 19(119,156)
Pneumatic accelerator, 10(61)
Vehicle, 6(44)
Vibration table, 2(9); 7(27); 22S(7,16)

Biot pendulum, 4(43); 15(47)

Blast

Brake, 19(29)

Deflectors, 4(17)

Gage, 4(11,12)

Pressure measurements, 4(3,11)

Bomarc flight vibration, 24(46)

Bomarc testing specifications, 24(48)

British velocity meter, 3(34); 8(23); 17(10)

Brittleness, 5(48); 11(97)

Brown strip recorder, 24(220)

Bruel and Kjaer audio spectrometer, 24(243)

Bruel and Kjaer wave analyzer, 24(9)

Brush

Magnetic recording system, 6(13); 21(127); 24(102)

Sound mirror, 14(69)

Vibromike, 14(50,70); 17(145)

Brute-force type vibration machine, 22(203)

Buchanan gage, 8(48)

Buckling-type isolators, 6(99)

Bumblebee program, 5(41); 14(49); 18(75); 18S(13)

Bump rig, 6(5)

Bungee shock cord, 14(100)

C

Cable

Axial acceleration, 24(59)

Impact and vibration problems, 19(129)

Calibration

Barium titanate accelerometers, 17(128); 22(151);
24(293,304)

High frequency accelerometers, 23(162); 24(304)

Methods for vibration pickups, 5(61); 6(17); 8(64);
22(60)

Calibration (continued)

Shaping network, 23(106)

Small crystal, h.i.c., accelerometers, 24(293)

Techniques, 23(236)

Calidyne accelerometer, 19(16); 20(66)

Calidyne vibrator, 18(125)

Camera vibration isolation, 20(104)

Cameras, 5(18,20); 8(16); 9(32); 20(109)

Cantilever plate, vibration, 14(7)

Capacitors, test, 22(99,100)

Captive test stands, 23(184,209)

Cartridge-actuated devices (CAD), 22(146)

Catapult, ejection-seat type

Design data, 12&13(171,175,179,183,184); 22(147)

General mechanical design, 12&13(175)

Interior ballistics, 12&13(177,180)

Performance requirements, 12&13(171); 22(147)

Cathode follower circuits, 17(130); 24(302)

Cathode followers, 17(133); 23(186); 24(57,302)

Centrifuges

AMAL, high performance, 19(181); 20(120)

NAMTC, 10-ft. diameter, 14(97)

NOL, rotary accelerator, 14(43); 20(98)

NOL, Type 1-A, 3(20)

NOL, Type 2-A, 3(10,20)

WADC, equipment type, 22(206)

WADC, instrument type, 22(205)

Ceramic accelerometers (See Accelerometers)

Circuitry for accelerometers

Endevco Mod. 2213, 24(60)

Frankford Arsenal Mod. FA-6, 22(135)

Gulton, Mods. A403 and 400-MW, 16(89)

Gulton, Mod. 302A, 21(33)

Gulton, tape recording, 23(224)

JHU/APL, Mod. TTQ, 17(145,147); 22(175)

NRL, strain gage, 8(67)

Circuitry for accelerometers (continued)

SCEL, Glennite Mod. T, 23(280)

Shure, Mod. 61-B, 6(82)

Statham, Mod. R, 16(72,73)

Clock delay Mk.17, 20(135)

Cockpit vibrations in helicopters, 12&13(80)

Combustion vibrations, rocket motors, 18(66)

Comfort index, 12&13(95)

Common carrier

Lading damage (See Damage)

Packaging for shipment by, 15(6,9,56)

Suspension problems, 15(12)

Vibration (See specific carrier)

Vibration spectra (See Spectra)

Complex wave simulation equipment (See Vibration testing equipment)

Compressor blade vibration, 12&13(53)

Conbur tester, 17(54); 21(17)

Consolidated oscillograph (See Oscillograph)

Consolidated velocity meter (See Velocity meters)

Container (Also see Package)

Aircraft engine, 16(106); 21(78,97)

Atmosphere control, 21(15,82)

Basic designs, 18(132); 20(92); 21(98,100)

Cost, 16(129)

Criteria, 16(126)

Cushion design, 20(82,171)

Cushioning materials, 16(100); 19(23); 20(95);

21(40,63)

Development, 21(38,47,55)

Drop test, 15(6); 16(108,128); 17(189); 21(16,25,59)

Fiberglas, 21(107,174)

Isolation systems (See Isolators for shock and/or vibration)

Laboratory testing equipment, 21(176)

Materials, 18(106); 20(92,94,95)

Missile (See Missile)

Ramp test, 21(17)

Road test, 21(60)

Container (continued)

Rough handling, 21(174)

Seals, 21(13)

Shipboard storage, 18(135); 21(44)

Shock and vibration isolation, 20(35,44) (See also

Shipping container shock and vibration isolation)

Specific types, 18(132); 20(92); 21(98,100)

Temperature test, 21(137)

Velocity shock response of rigid body within, 23S(35)

Vibration test, 21(17)

Controlling response of a fuze package, 23(36)

Conventional aircraft vibration

Effects of dynamic suspensions, 7(13)

North American Aviation data, 11(56); 16(54); 17(31);

18S(19); 20(67); 22(182)

On AD-3W aircraft, 14(111); 16(13)

On F4U-5N aircraft, 11(30); 14(113); 16(13)

On SNB aircraft, 11(27,29); 14(112); 16(13)

On mounted equipments, 11(66); 16(66); 18S(12)

Power plant, 12&13(22)

Problems, 7(13)

Specification data for test on equipment, 11(68)

Thresholds of comfort, 7(15)

Transportation spectra, 21(14,140)

Cook Research vibration recorder, 14(50,74); 19(122)

Coulomb damping in fuzes, 23(37)

Countermining, 5(37)

Crash dynamometer, 7(59)

Crash landing forces, 7(59)

Crushable materials, 19(23)

Crystal accelerometer (See also Accelerometers)

Barium titanate application, 17(122)

Calibration, 17(128); 22(60); 23(236); 24(293,304)

Calibration equipment, 22(61,151); 24(293)

Ceramic (See Accelerometers)

High-internal-capacitance type, 24(291)

Quartz, Rochelle salts, and ADP, 8(54); 17(124)

Response to mechanical shock impulses, 24(298)

Small pickups, 23(234)

Crystal vibrators, 23(175)

Cushioning charts and tables, 16(102)

Cushioning material

- Air-drop requirements, 19(23)
- Charts and tables, 16(102); 21(69)
- Design factors for package cushions, 20(80)
- Dynamic and static tests, 16(100)
- Energy method for cushion design, 20(171)
- Evaluation, 16(100)
- For Terrier missile, 21(39)
- Selection, 21(63)
- Specifications, 20(95)

D

Damage

- Aircargo, 15(35)
- Criterion as a parameter to define environment, 24(318)
- Electrical fault, 12&13(168)
- Electronic equipment, 6(49); 11(107); 18(138); 20(52); 24(165)
- Factors for lading, 15(75,76); 16(11)
- Lading (See Lading damage)
- Problems, 17(14); 21(184)
- Sensitivity, 23(9,15,16)
- Shipboard shock (missiles and launching systems), 24(271,282)
- Theory, 15(42); 23S(14)
- Underwater explosion, 4(21)
- Vacuum tubes, 11(107)

Damping

- Applications to shock and vibration isolators, 17(17, 175,182); 24S(12)
- Characteristics of built-up structures, 17(3)
- Effects on near-resonant vibration, 18(149); 24(166)
- Energy, nature and magnitude, 18(150)
- Friction type, 20(22)
- In hysteresis system, 24(139)
- In single-degree-of-freedom system, 23(6)
- Specific types, 10(9)
- Square law application for shock mounts, 24S(12)
- Structural, influence on design, 18(145)

Data analysis (See Methods of data analysis)

Data on shock and vibration (See Shock and vibration data)

Davies, Mod. 510, spectrum analyzer, 23(83)

Definitions

As related to simulation, 10(37)
Discrete frequency, 24(228)
Proposed standards, 1(18); 2(5); 4(89)
Random vibration, 23(69); 24(219)
Shock, 1(18); 2(5)
Simulation, 23(1)
Specification, 17(21)
Vibration, 1(18); 12&13(1)

Deflectors, 4(17)

DeForest gage, 19(83)

Delay time for yield in steel, 14(1)

Delayed opening parachute, 19(67)

Design

Clock-type mechanisms, 20(135)
Considerations for selection of isolators, 17(180)
Criteria for guided missiles, 14(49)
Criteria for military equipment, 16(50); 17(23)
Dynamic problems, 24(324)
Factors for missile shipboard package, 21(44)
Guides for aircraft equipment, 11(53)
Guides for shipboard equipment, 23(29)
Gun mounts and turrets, 11(33)
High "g", 11(110)
Missile, end use vs. handling and transportation,
21(186)
Missile structure, 18(145)
Objectives for packaging shock recording instrumentation
20(160)
Package, 16(106); 21(44)
Package cushions by use of energy method, 20(171)
Philosophy for guided missiles, 18(1)
Problems of a linear acceleration tester, 17(102)
Problems of seat ejection catapults, 12&13(171)
Problems of structural shock and vibration, 17(1)
Problems under random shock and vibration, 23S(23)
Requirements for shipping containers, 20(92)
Requirements of shipboard equipment, 9(67); 23(25)
Shock, 20(1)
Shock and vibration isolation systems for containers,
21(57)
Shock testing facility for Falcons, 24(116)
Small, compressed crystal accelerometers, 24(291)
Specifications for isolators, 22(47,78)
Techniques for shock and vibration conditions, 24(165)

Detonator, M-36, 14(66)

Development of containers (See Containers)

Development tests, 18S(30); 22(5,24,29); 24(106,348)

Devices for studying aircraft injuries, 10(57)

Differential analyzer, 17(140)

Discrete frequency spectrum, 24(225)

Divergence, 12&13(106)

Douglas A-4 lifeboat, 19(77,80)

Dove, 21(42)

Draft gear, 16(78)

Drop testers

Boston University, shock tester, 17(58,61); 18(84)

Convair deceleration shock tower, 22(113,118)

Cornell Aeronautical Lab. decelerator, 14(60)

Drop and recoil test stand, 10(67)

Frankford Arsenal ballistic shock tester, 22(136)

NOL, drop shock tester, Mk.7, Mod.0, 20(111,193)

NOL, shock testers, types 1A, 2A, 3A and XD-1A, 3(14,19)

NRL, gravity drop table, 2(15)

VD, medium impact shock tester, type 150-400, 22(94)

Vultee Aircraft Corp., shock tester, 18(56)

Drop tests

Aircraft, 9(26)

Aircraft pilot's seat, 9(30)

Container, 17(189); 21(25,59)

Missile, 14(57,59); 18(54)

Ride and impact recorder, 16(39)

Shock absorber mock-up, 19(18)

Torpedo, 18(111)

Dropller device, 5(22)

Dry-run machines, 24(116,118,120)

Ductility, 5(48); 11(96)

Duration of landing loads, 12&13(119)

Dynamic-design problems, 24(324)

Dynamic stresses (See Stresses)

Dynamics of parachute opening, 19(105)

Dynamometers, 7(59); 9(31,32); 15(30); 16(76)

E

Economics of air-drop, 19(24)

Edge water damper, 12&13(124)

Ejection accelerations

American data, 12&13(171); 19(161,185,188); 20(122);

22(146); 22S(44)

British data, 7(51)

German data, 12&13(187)

Ejection-seat catapults (See Catapult)

Ejection-seat test tower, 9(27)

Ejection seats, 7(48,57); 22S(28,40)

Electrical

Analogy, 14(32); 17(140); 22(42); 24(172)

Fault, 12&13(167)

Electrodynamic vibrators (See Vibration testing equipment)

Electromagnetic vibrators (See Vibration testing equipment)

Electron tube

Acoustic tests, 22(95,183)

Alumina-ceramic type, 24(196)

Damage, 6(49); 11(107); 20(55); 24(186)

Evaluation, 23(262); 24(202)

Impulse test, 23(262)

Measurement of acceleration levels, 23(278)

Mechanical properties under high acceleration, 24(195)

Microphonics, 18(123); 22(97,183)

Packaging, 16(114); 24(181)

Potting, 11(107); 24(182)

Random noise tests, 22(95); 23(251,257); 24(205)

Reliability, 16(114); 17(167)

Ruggedization, 16(114); 24(168)

Shock mounting, 17(160)

Shock tests, 16(114); 17(160); 22(94); 23(262);
24(189,200)

Shock transients recording, 24(190)

Electron tube (continued)

Subminiature, 24(181,192)

Vibration spectra, 24(204-209)

Vibration tests, 22(93); 23(278); 24(199,202)

Electronic equipment

Damage, 6(49); 11(107); 18(138); 20(52); 24(165)

Design, 11(47); 24(165)

Environment, 22(181)

Evaluation, 21(30); 22(93); 23(278)

Packaging, 24(174)

Potting, 11(104,107)

Shock and vibration isolation, 22(47,72,78)

Shock and vibration resistant, 18(82); 20(52)

Shock and vibration testing devices, 3(43); 10(41);

22(94,96)

Specifications (See Specifications)

Techniques for testing, 24(210)

Tests, 6(69); 21(30); 22(93,182)

Electronic reed gage, 17(143)

Endevco, accelerometers, 23(186); 24(57,107)

Engine packaging, 21(78,97)

Engine suspensions, 21(97)

Engineering manual (CAD), 22(146)

Epoxy resin, 23(175,234); 24(181)

Equivalent static acceleration, 20(2); 24(166)

Erpi recording frequency analyzer, 6(18)

Escape from aircraft

Acceleration-deceleration (See Bailout acceleration)

Acceleration problems in ejection seat design, 22(146);
22S(40)

Downward ejection, 22S(28,40)

Jolt factor, 19(161)

Seat ejection experiments, 7(48); 9(27); 20(120);
22S(28,40)

Tolerance to acceleration, 7(50); 19(167,178,186)

Wind blast, 20(121)

Exhaust noise, 12&13(13,16,22,27)

Explosive charges, 14(16)

F

Fabry-Perot interferometer, 24(310)

Failure, 5(47); 21(182)

Fairchild 5000 lb. vibrator, 18(72)

Falcon (GAR-1), 24(116)

Fastex camera, 8(15)

Fatigue

Acoustic problems in jets, 24(231)

Aircraft panel acoustic tests, 24(232)

Miner's hypothesis, 24(321)

Properties of metals, 23S(14)

Sonic, environmental aspects, 24(252)

Fiberglas container, 21(107,174)

Filters

Bridged T, 23(104)

Krohn-Hite, Mod. 330-A, 23(80)

Peak-notch, 24(133)

Phase-lock loop tracking, 24(101)

SKL, Mod. 302, electronic, 24(102)

UTC/LMI-10,000 low pass, 23(167)

Fire control equipment impact test, 22(134)

Fist parachute, 19(39,44,47,53)

Fixed frequency-fixed acceleration test, 24(202)

Flutter, 7(17); 10(51); 18(146); 22(62)

Force spectra, 23(20)

Foundry shaker, 24(131)

Fourier analysis, 24(316)

Fracture, 5(48)

Free fall, 19(152); 20(120)

Freight car (See also Railroad car)

Draft gear, 16(78)

Impact, 15(7,86); 16(70); 21(156)

Index of lading damage, 15(76); 16(11,20,23)

Freight car (continued)

Instrumentation (See Test instrumentation of RR cars)
Lading damage, 15(1,33,42,60); 16(1,19); 18(138)
Road tests, 15(72,81); 16(20,41,87); 21(127)
Shipping test, 18(138)
Shock spectra, 21(140,158)
Suspensions, 15(72)
Trucks, 15(71); 16(4)
Vibration, 15(19,66); 16(41,85,90); 21(127,140)

Frequency meter (H.P.500-B), 24(102)

Friction snubber, 20(33,192)

Fuze package, 21(74); 23(36)

G

Gage

Buchanan, 8(48)
Crusher, 8(50); 9(19); 17(74); 19(73)
Diaphragm blast (TMB), 4(12)
Impact, 3(36); 6(93)
Indenter, 8(49)
Putty, 3(36); 8(45); 9(19)
Reed (See Reed gage)
Scratch, 15(31); 16(131); 19(62)
Sonigage, 2(13)
Strain, 6(59); 8(1); 9(33); 15(31); 16(7,71); 19(44,
73,83)
Strain cycle, 16(16)
Williams, 4(11,19)

Galvanometer, 9(33)

Gas globe, 4(21)

General Electric, PM-10, oscillograph, 21(59)

General Electric quartz crystal accelerometer, 17(136)

General Radio, Mod. 762-A vibration analyzer, 6(18)

General Radio, Mod. 1390-A noise generator, 23(80,113)

Generalized shock spectra, 23S(12,15)

German, time-acceleration recorder, 19(62)

Glenco accelerometer, 14(50)

Glenn Martin, Type B, accelerometer, 8(62)

Glennite accelerometer, 23(186,281)

Gradiometer, 23(217)

Graphical methods of analysis, 22(187)

Gray accelerometer, 15(29,70); 16(6)

Ground firing (See Missiles)

Ground resonance, 12&13(69)

Guided Missiles (See Missiles)

Guillotine impact machine, 6(98); 11(92)

Gulton accelerometer (See Accelerometers)

Gun

Airblast, 4(11)

Recoil systems, 11(38)

Turrets, 11(33)

Gust loads, 7(34); 12&13(109,159)

H

Handling data, 15(36); 18(135); 20(69)

Handling test, 15(95)

Hathaway oscillograph, 16(71)

Harmonic analysis, 6(18)

Head blind, 7(51)

Heat-energy failure theory, 5(58)

Heiland oscillograph, 16(6,83)

Helicopter

Autopilot mount evaluation test, 22(74)

Cockpit vibration, 12&13(80)

Comfort index, 12&13(95)

Electronic equipment, 22(72,78)

Flight vibration data, 12&13(90); 16(66); 18S(12);
21(140); 22(73,78)

Helicopter (continued)

Ground resonance, 12&13(69)

Modes of vibration, 12&13(71)

Specific types, 12&13(72,81,82); 22(80)

Vibration isolation, 22(72,78)

Vibration spectra, 16(66); 18S(12); 21(140); 22(73)

Hermes, 21(55); 22(25)

High-acceleration gas gun, 17(78)

High "g" design, 11(110)

High-internal-capacitance accelerometer, 24(291)

High speed motion studies, 8(15); 12&13(132); 17(189);
22(198)

Hogan knocker, 24(129)

Honest John, 21(74)

Human-body tolerance to acceleration

Definition, 19(180)

Due to vibrations, 22S(13,24)

Established by centrifuge tests, 19(178)

Established by early tests, 7(50); 12&13(187)

Established by ejection seat tests, 19(185,188)

Expressed by Lombard diagrams, 19(179)

For abrupt deceleration, 19(167,173,188)

For free fall, 19(153,155)

For parachute landing, 19(58)

For parachute opening, 19(156)

For prolonged durations, 19(186)

For short durations, 19(188)

In upward and downward directions, 12&13(171); 19(187)

Levels in military aircraft, 22S(24)

Rates of change, 19(175)

Tests, 7(48); 19(167); 20(120)

Human-body vibration, 22S(7)

Humping shock (See Railroad car humping tests)

Hydraulic shock machine, 17(58,70); 23(135)

Hydrostatic effects of combined tumbling and deceleration,
22S(20)

Hyge actuator, 23(143)

Hypothesis of equipment failures, 23(5)

Hysteresis-damped structural response, 24(139)

I

Igniter shock, 18(32,44,51); 18S(11)

Igniters, 18(45)

Impact

Decelerator, 10(57)

Gage, 3(36); 6(93)

Gun projectile, 9(63); 22(134)

Properties of materials, 11(91,96)

Properties of textile materials, 22(159)

Tests on cushioning materials, 16(100)

Tests on freight cars (See Railroad car humping tests)

Impulse test on electron tubes, 23(262)

Indenter gage, 8(49)

Index of lading damage, 15(76); 16(11,20,23)

Inertial operated devices, 4(77)

Instrumentation for freight cars (See Test instrumentation of RR cars)

Instrumented aircraft (See Test instrumentation of aircraft)

Instrumented missiles

Aerobee, 19(43)

Bumblebee, 14(49); 17(145); 18(75)

Hermes, 14(73)

Rascal, 18(80); 24(14)

Rocket (5-in), 14(65)

Shrike, 18(80)

Terrier, 23(184)

Instruments

Acceleration detector, 23(115)

Accelerometer (See Accelerometers)

Altitude switch, 19(60)

Amplifier (See Amplifiers)

Analyzer (See Analyzers)

Ballentine volt meter, 23(80,116)

Blast gage, 4(11,13)

Bridged T filter, 23(104)

Instruments (continued)

Brush Vibromike, 14(50); 17(145)
Dynamometer, 7(59); 9(31,32); 15(30); 16(76)
Endevco, cathode follower, 23(186); 24(57)
G.R. Mod. 1390-A, noise generator, 23(80,113); 24(225)
Gradiometer, 23(217)
Interferometer Mod. AT-16, 24(310)
MB Mod. M-3, vibration meter, 23(80); 24(107)
Optical micrometer, 23(240)
Oscillator, 18(82); 23(186)
Oscillograph (See Oscillographs)
Pallograph, 3(30)
Peak sampling device, 23(196)
Phase-lock loop discriminator, 24(101)
Play back system, 23(227)
Probability meter, 23(229)
Recorder (See Recorders)
Recovery timer, 19(60)
Reed gage (See Reed gage)
Rosen Mod. 957 oscillator, 23(186)
Rosen Mod. 960 transmitter, 23(186)
Scratch gage, 15(31); 16(131); 19(62)
Shock meter, 9(10)
Strain gage (See Strain gages)
Sonigage, 2(13)
Torsiograph, 3(32)
Velocity pickup (See Velocity meters)

Interferometer technique, 23(162); 24(307)

Isolation applications for shock and/or vibration

Cushioning materials (See Cushioning materials)
Design considerations, 17(180)
Displacement, 17(15); 20(44)
Flexible suspension systems, 21(97)
Friction damping, 20(22)
Mechanical suspension systems, 21(105)
Nonlinear springs, 21(109)
Soft nonlinear rubber mountings, 21(14,122)
Square law damping, 24S(12)

Isolation of shock and/or vibration in equipment (See also Isolators)

Aircraft installation, 11(26,76); 17(180); 22(47)
Components subjected to biharmonic vibration, 24(156)
Components under random excitation, 24S(1)
Container (See Shipping container isolation systems)
Electronic, 11(103,107); 22(47,72,78)
Helicopter installation, 22(72,78)
Missile component, 14(116); 17(170,173); 24(156); 24S(1)

Isolation of shock and/or vibration in equipment (continued)

Parachute-borne, 19(13)
Shipboard installation, 22(84)
Shipboard missiles, 24(286)
Single degree-of-freedom system, 17(14)
Vehicle installation, 6(49); 9(64)

Isolators

Barry, helical spring-shear pad, 14(117)
Barry, Type 780 and 990, 22(74); 24(156)
Barry, Type for Petrel, 21(41)
Barry, yielding element type, 19(13)
Barry-Lord, conglomerate, 22(75)
Basic designs for, 17(173)
Buckling type, 6(99)
Center of gravity type, 11(76); 22(80)
Chrysler, constant friction, 20(30,33)
Engineering Experiment Station A6L, 22(85,90)
Lord, sandwich, 21(57,97,99)
Lord, series 156, 22(74)
Mechanical Suspension Mount Co. system, 21(105)
Portsmouth, BST, 22(85)
Range finder M-12, 22(144)
Reinforced Plastics Co. system, 21(41)
Remote compass transmitter, 11(76)
Robinson, 22(54)
Rubber, nonlinear, 21(50,51,122)
Stand-by-compass, 22(79)

J

Jato igniter shock, 18(32,44)

Jato thrust, 14(83); 18(47,51)

Jet aircraft vibration

Acoustic fatigue problems, 24(231,252)
Amplitude plots, NAA data, 11(70); 16(54); 17(31);
18S(20); 20(67); 22(182)
Amplitudes of airframe components, F80-A, 11(22)
Bomb rack, AD-2D, 22(173)
Characteristics, F86-A5, 20(125)
Characteristics, jet aircraft, 11(69,70)
Characteristics, B-52, 22(36); 24(219)
Characteristics, RB-66, 24(5)
Rayleigh distribution, 24(227)
Response frequencies, F80-A, 11(21); 12&13(50)
Response vs. indicated airspeeds, F80-A, 11(24);
12&13(51)

Jet aircraft vibration (continued)
Spectra (See Propeller and jet aircraft vibration
spectra)
Velocity diagrams, F80-A, 11(23)

Jet noise, 22(34,38); 24(219,255)

Jolt factor, 19(161)

K

Kay Electric sonagraph, 17(147)

Kay-vibralyzer vibration data, 22(66)

L

Laboratory-test facilities (See also shock testing equipment
or Vibration testing equipment)

At NOL, 3(17); 15(104)

At NRL, 2(15); 3(43); 17(201)

At WADC, 22(203)

Laboratory testing (See also Simulation)

Accelerated, 15(92); 20(190); 23(2)

Aeronautical equipments, 22(4,38,65,103); 23(2)

Analysis techniques, 23(88)

Complex-wave (See Random vibration)

Components vs. assemblies, 23(21)

Criteria and techniques, 24(105)

Critical velocity change, 23(17)

Definitions and standards, 10(37)

Development, 18S(30); 22(24,29); 24(106,127,348)

Electromagnetic shaker application, 17(149); 22(61,65,
93); 23(1)

Electron tubes, 17(78); 23(251,257,262); 24(199,202)

Electronic equipments, 22(72,93,182); 24(128)

Equipments subject to high frequencies, 22(65)

Facilities (See Laboratory-testing facilities)

Fixed frequency-fixed acceleration, 24(202)

Force spectra application, 23(20)

Fuze packages, 23(36)

Helicopter electronic equipments, 22(72)

Land vehicle environment, 6(22); 17(52)

Large specimens, 24(147)

Magnetic gradiometer, 23(217)

Methods, 21(89)

Missiles (See Missile)

Noise tests, 23(257); 24(205)

Production, 24(110,128)

Laboratory testing (continued)

Program to cope with shock and vibration, 22(1)
Qualification, 24(237,349)
Random environment (See Random vibration)
Relays, 17(164); 21(30); 22(97); 23(107)
Repetitive shock, 24(127)
Rocket-borne equipment, 17(61)
Rocket thrust, 20(14); 23(209)
Shipboard equipment, 3(5); 11(16); 22(12); 23(25,31,
121,132)
Shock spectra application, 24(116)
Single frequency sweep, 23(21,93)
Sinusoidal vibration, 24(337)
Smooth specification, 23(20,106)
Specification compliance, 22(9)
Specifications (See Specifications for shock and/or
vibration)
Substitutes for random vibration, 23(21); 24(338)
Swept sinewave-fixed acceleration, 24(203)
Underwater explosion, 23(121,132)
Water entry, 17(74); 18(111); 19(77,82)

Lading damage

Aircargo, 15(35)
Characteristics of freight cars, 16(19)
Correlation with test data, 15(33)
Due to handling, 16(26)
Elimination in freight cars, 15(66)
Factors, 15(75); 16(11)
Index, 15(76); 16(11,20,23)
Investigation in freight cars, 15(60)
Prevention, 15(1)
Research, significance and value of measurements, 16(1)
Theory, 15(42)

Land camera, 22(57)

Land vehicle vibration

Frequency range, 6(1,6,29,37); 15(23,51)
Passenger car, 6(6)
Tank, 6(6,30,33)
Truck and trailer (See Wheeled vehicle vibration data)

Launchers, 18(25,59); 19(82); 24(259,269,282)

Life boat, 19(77,80)

Light analogy for complex vibration, 24(47)

Limiters for shock, 24(287)

Linear-acceleration simulators

- Acceleration tester, pneumatic tube type, NADC, 17(102)
- Dry-run machines, 24(116)
- Launching simulator XM-1, NAMTC, 14(95)
- Monorail decelerator, WADC, 19(169,172)
- Rocket sled decelerator, EAFB, 19(124,181); 20(121)
- Rocket sled decelerator, friction brake, WADC, 19(167)
- Rocket sled decelerator, water brake, WADC, 20(120,122)
- Supersonic track, SNORT, NOTS, 14(21); 17(106)

Liquid jet vibrator, 23(166)

Liquids, vibration in, 22(123)

Loaded beam analogy for complex vibration, 24(47)

Loads and vibrations in arresting cable systems, 19(138)

Lockheed X-17, structural dynamic problems, 24(33)

Lombard diagrams, 19(178,180,182)

Loon, LVT-N-2, 14(92)

Low pass filter, 17(136); 23(167)

M

Machinery in ships, 9(58,67)

Machines

- Centrifugal (See Centrifuges)
- Rapid load test, 14(3)
- Shock (See Shock-testing equipment)
- Tension-impact, 5(35); 11(93,94)
- Vibration (See Vibration-testing equipment)

Mader analyzer, 15(47)

Magnetic tape vibration recorders

- Ampex, 23(186); 24(8)
- Consolidated Electrodynamic, Mod. 5-114-P4, 24(102)
- Cook Research, 14(74); 19(122)
- Davies, Mod. 501, 20(130); 24(5,9,220)
- Engineering Research, 19(70)
- Gulton, 23(223)
- Squire Signal, Type PT6-AH, 15(51); 16(88)

Manufacturers of magnetic tape recorders, 24(8)

Manufacturers of wave analyzers, 24(9)

Mass plug accelerometer, 3(36); 4(31)

Massa accelerometer, 18(47); 18S(3); 23(266)

Matador, 21(74,177)

Materials

Cushioning, 21(63)

Properties of (See Properties of materials)

Shock resistant, 18(106)

Textile, 22(159)

MB vibrators

Mod. C-1, 21(32); 22(93)

Mod. C-5H, 22(93)

Mod. C-11, 23(113)

Mod. C-25H, 24(175)

Mod. C-31-1, 23(80)

Mod. S-3, 17(84)

Mechanical impedance, 24(169)

Mechanical vibration table waveforms, 23(45)

Metallurgical factors involved in failure, 5(47)

Meters (See Instruments)

Methods of data analysis

Band-pass filter, 14(110); 22(175); 23(88,190); 24(8,11,65,243)

Digital, 23(190)

Electric analogue (See Analogue)

Fourier integral, 14(76); 15(47); 23(88); 24(93)

Frequency contour mapping, 24(92)

Graphical, 22(187)

Harmonic, 6(18)

Integration, 12&13(126)

Mechanical simulation, 7(33)

Recordak, 12&13(135)

Statistical, 24(110)

Microphonics, 18(123,125); 22(97,183)

Microscope, 6(17); 23(237)

Miller amplifier, 12&13(82); 21(156)

Miller oscillograph, 12&13(82); 20(66); 21(156); 23(186,195)

Mine

Aircraft transportation vibration, 15(21); 22(173)
Air-drop equipment, 19(67)
Clock-type mechanism design, 20(135)
Equipment, high 'g' design, 11(110)
Instrumentation for field test, 9(17)
Parachute-opening shock, 19(70)
Shock and vibration (freight car), 6(81); 15(19)
Shock and vibration isolation, 11(115)
Water-entry shock, 19(70)
Water-entry shock simulation, 10(17); 17(74)

Miner's endurance theory, 24(319,321)

Missile

Acceleration simulators, 14(94)
Aerobee, 19(43)
Bomarc, 24(46,54)
Bumblebee program, 5(41); 14(49); 18(75); 18S(13)
Captive test stand (See Vibration-testing equipment)
Combustion vibration, 18(66)
Component environment, 18(118)
Component redundancy, 18(6)
Component safety factors, 18(18)
Component shock and vibration isolation (See Isolation of shock and/or vibration)
Component specifications, concepts for, 18(120)
Container shock and vibration isolation (See Shipping container isolation systems)
Containers, 18(131,135); 20(92); 21(38,47,56,98,107,176)
Corporal, 21(74); 24(110)
Damage, CAG-1 depth charge shock test, 24(282)
Data analysis (See analysis of missile data)
Data processing for spectral studies, 24(92)
Design, 18(1,145); 21(23)
Development tests, 18S(30); 22(24,29); 24(127)
Dove, 21(42)
Drop test equipment (See Shock testing equipment)
Drop tests, 14(57,59); 18(54); 21(25,59,106,177)
Dynamic loads, 14(83)
Environment analysis (See Analysis of missile data)
Environment defined by damage criterion, 24(318)
Environment, measurement, analysis and simulation, 24(63)
Fabrication methods, 18(106)
Falcon (GAR-1), 24(116)
Flight data (See Missile vibration)

Missile (continued)

Flight simulation, 14(92,122) (See also Simulation)
Flutter, 14(79,121)
Flutter simulation, 14(121)
Fuzes, 21(74); 23(36)
Ground firing (See Missile vibration)
Guidance and control, 5(41)
Hermes, 14(73); 21(55)
Honest John, 21(74)
Igniter shock, 18(32,44,51); 18S(11)
Igniters, 18(45)
Incline-impact tests, 21(17,27)
Instrumentation for tests (See Instrumented missiles)
Jato thrust, 14(83); 17(170); 18(51)
Jato-thrust retarder, 17(170)
Launcher maneuvering loads, 18(59)
Launchers, 18(25,28,29,59); 24(259,269,282)
Lockheed X-17, structural dynamic problems, 24(33)
Loon, LVT-N-2, 14(92)
Matador, 21(74,177)
Nike, 21(47,74,135)
Organ pipe effects, 14(54)
Oriole, 21(144)
Packaging, 20(91); 21(1,4,13,38,44,55,74,78) (See also
Container)
Petrel, 21(41)
Phase coherent vibration, 24(55,99)
Power plant, Mod. NAA-75-60, 18(36)
Production tests, 24(110,128)
Program for vibration control, 22(21)
Quality maintenance test, 22(30)
Ramjet, 14(49,53); 17(174); 18(76,91); 18S(14,34)
Ramjet, beam-ride path, 14(51)
Randomness of environment, 24(315)
Rascal, 18(80); 24(14,54)
Recovery systems, 19(34,43,58)
Redstone, 24(262)
Regulus, 24(262)
Reliability, 17(43); 18(1,4,9,13,18,71); 20(78);
21(180,186)
Repetitive shock test, 24(127)
Rocket IM-99, system analysis, 24(82)
Rocket motor shock and vibration problems, 18(35)
Servomechanisms, 14(79)
Ship shock motions, 24(268)
Shipboard launching systems, 24(260,267,269)
Shipboard shock and vibration problems, 24(259)
Shock and vibration design criteria, 14(49)
Shock and vibration isolation (See Isolation of shock
and/or vibration)

Missile (continued)

Shock resistant materials, 18(106); 18S(38)
Shock testing, 18(54)
Shockless igniter, 18(45)
Shrike, 18(80)
Sidewinder, 21(42)
Simulation of environment, 24(66,116) (See also
Simulation)
Snark, vibration and acoustic environment, 24(236)
Sparrow, 14(95); 18(32,44); 21(74,142)
Specifications (See Specifications)
Spring mass analogy, 24(89)
Stability diagrams, 24(87,88)
Static firing data (See Missile vibration)
Structural damping, 18(145)
Structural problems due to dynamic loads and stresses,
18(102)
Structural vibration and system stability, 24(81)
Talos, 18(91); 21(42,74); 24(72,76,262)
Tartar, 24(260,287)
Terrier, 18(59); 21(39,41,74); 23(184); 24(260,286)
Test methods and equipment, 22(56)
Thrust forces, 20(14); 24(92) (See also Jato thrust)
Tracking, 19(40)
Transportation data, 14(53); 18(81,131); 21(60,135)
Triton, 24(260,262)
V-2, 14(72); 18(25); 18S(13); 19(35,43)
Vanguard vehicle, 24(27,133)
Vibration frequency contour mapping, 24(92)
Vibration measuring by trailing wire method, 24(56)
Weapon system MX-776, 24(14)

Missile vibration

Aircraft torpedo, transportation, 21(140)
Bomarc, flight, 24(46)
Bumblebee vehicle, 5(41); 14(52-57); 18(75); 18S(13)
Hermes A3A, transportation, 21(60)
Hermes A3B, static firing and flight, 22(26)
Lockheed X-17, ground firing and flight, 24(40)
Nike I, transportation, 21(135)
Oriole, restrained firing, 21(144)
Rascal (GAM-63) ground firing and flight, 24(14)
Regulus booster, static firing, 18(47)
Rocket and ramjet, 14(49); 17(174); 18(35,75,91);
18S(14,34)
Rocket (5-in) static firing and flight, 14(65); 18S(15)
Shrike, ground firing, transportation and flight,
18(80)
Snark (XSM-62), launch and ground acoustic firing,
24(236)

Missile vibration (continued)

- Sparrow, restrained firing, 18(32,47); 21(142)
- Talos, analog response to flight vibrations, 24(72)
- Talos, flight, 18(76,91)
- Terrier, flight and captive flight, 23(184)
- Terrier, launcher, 18(59-65)
- Vanguard vehicle, restrained firing, 24(27)
- Viking-9, flight, 24(27,28)
- V-2, static firing and flight, 14(72); 18S(13)

Missile vibration spectra (See Spectra)

Mitchel, 35mm camera, 12&13(133)

Model testing of aircraft, 7(39); 22(62)

Models, 11(1,9,45); 22(62)

Motion pictures, 8(15); 12&13(132); 17(189)

Motion sickness, 22S(1)

Mount response to biharmonic vibration, 24(156)

Munro after-body pack, 19(88)

Muroc decelerator, 19(124,181); 20(121)

N

Navy, high-impact shock machines (See Shock-testing equipment)

Newmann bands, 5(50)

Nike

- Container development, 21(47)
- Container temperature test, 21(137)
- Transportation test, 21(135)

Noise generators, 23(80,113,253,257); 24(102,225)

Noise in airplanes

- Aerodynamic, 12&13(13,17)
- Engine, 12&13(13,18)
- Exhaust, 12&13(13,16,22,27)
- Jet, 22(34,35,39); 24(219,255)
- Propeller, 12&13(14,27); 24(252)
- Sources of, 12&13(12)
- Spectra, 12&13(13-19); 22(36,182)

Noise in vacuum tubes, 18(123); 22(97,183)

Noise testing, 23(251,257); 24(205,242,252)

O

Ordnance (See Underwater ordnance)

Oriole, 21(144)

Oscillator, 18(82)

Oscillograph

- Boston University, multichannel, 19(57)
- Brush, magnetic, 6(13); 16(7); 21(59,127); 24(102)
- Consolidated, 16(71); 18(135); 21(130); 22(135);
23(186)
- General Electric, PM-10, 21(59)
- Hathaway, 16(71)
- Heiland, 16(6,83)
- Midwestern, Type 555, 22(175)
- Miller, Type CR-1A, 23(186,195)
- Miller, Type H, 12&13(82); 20(66); 21(156)
- Western Electric, variable area, 12&13(46)

Oscilloscope, 22(153)

Output impedances for shock and vibration machines, 23(59)

P

Package

- Accelerated testing, 15(92)
- Aircraft engine, 16(106); 21(78,97)
- Criteria, 21(13)
- Cushioning considerations, 15(56)
- Cushioning design by use of energy method, 20(171)
- Cushioning design factors, 20(82)
- Cushioning evaluation, 16(100)
- Cushioning material, selection of, 21(63)
- Cushioning performance criterion, 15(56)
- Damage during shipment (See Damage)
- Design factors for shipboard missiles, 21(44)
- Design for shipping engineers, 16(106)
- Electronics to meet missile environment, 24(174)
- Export shipping test, 15(7)
- Handling, stowing and shipping, 15(9)
- Handling test equipment, 17(98)
- Humping tests (See Railroad car humping tests)
- Incline-impact test, 15(6); 17(98); 21(17)

Package (continued)

Luggage handling test, 15(95)
Missile fuze and components, 21(41,74)
Missiles (See Missile)
Overseas shipment and storage test, 15(7)
Problems unique for missiles, 21(1,4)
Program for military shipments, 15(6)
Ramp test, 21(17)
Sandia Corporation testing program, 21(17)
Shock and vibration isolation, 18S(24); 21(14) (Also
see Shipping container isolation systems)
Shock damage classification, 15(56)
Shock spectra application, 15(57)
Subminiature vacuum tubes, 24(181)
Tester, 23(278)
Velocity shock, response of body within container,
23S(35)

Pallographs, 3(30)

Parachute

Apparent mass, coefficient of, 19(116)
Delayed-opening pack, 19(67)
Dynamics of opening, 19(105)
Experimental parameters, 19(114)
Fist, 19(39,44,47,53)
High performance instrumentation, 19(122)
Line-stretch force, 19(40,156)
Opening and ground impact, 19(156)
Opening shock, 19(2,39,63,70,76,109,114,124,156)
Personnel guide-surface, 19(85,119,157)
Porosity, 19(116)
Problems, theoretical approach, 19(99)
Reefer-ribbon type, 19(99)
Roo-36-32 type, 19(61)
Snatch force, 19(156)

Parachute-borne equipment, 19(13)

Peak reading instruments, 8(45); 16(120)

Peak sampling device, 23(196)

Pendulum impact machine, Type 150-400 VD, 22(94)

Petrel, 21(41)

Phase-coherent vibration, 24(55,99)

Phase-lock loop discriminator, 24(101)

Phase-lock loop tracking filter, 24(101)

Phase plane δ method, 21(109)

Photocon, 18(66)

Photographic methods of measurement, 8(15); 12&13(132);
17(189)

Photoviscous flow channels, 7(23)

Piezoelectric vibrator-interferometer technique, 24(305)

Piezoelectric vibrators, 23(175); 24(305)

Plasticity, 11(96)

Plates, stress in, 14(17)

Pneumatic accelerator, 10(61)

Pneumatic-hydraulic impactors, 23(150)

Polyethylene, 19(93); 24(181)

Portsmouth BST shock mount, 22(85)

Positive-drive vibration machines, 22(10,203)

Potentiometer test, 22(100)

Potting, 11(103,107); 24(182)

Power spectral density (See Spectral density)

Pratt and Whitney Aircraft, test instrumentation, 12&13(34)

Pressure plugs, 5(15)

Pressure-transient simulator, 17(58,70); 23(135)

Probability, 21(186); 23(140)

Production testing, 24(110,128)

Program to cope with shock and vibration, 22(1)

Project Sandy, 18(25)

Project Snort, 14(21); 17(106)

Projectile

Design for high "g", 11(110)

Impact, 9(63); 22(134)

Propeller and jet aircraft vibration spectra

Airframe structure (jet), 11(70); 16(54); 17(33);
18S(20); 22(182)

Airframe structure (propeller), 11(56); 16(54);
17(33); 18S(19); 22(182)

Electronic equipment locations, 16(66); 18S(12)

Engine (prop. aircraft), 11(60,61,62)

Flight and ground run-up vibration RB-66, 24(9)

Fuselage (Navy SNB), 11(29); 14(112); 16(14)

Radar equipment (Navy AD-3W), 14(112); 16(14)

Response frequency (F-80), 11(21); 12&13(50)

Structural vibration (B-52), 24(222,224,226)

Variation of vibration with location (RB-66), 24(6,7)

Wing tip (Navy F4U-5N), 11(30); 14(113); 16(15)

Propeller noise, 12&13(14,27); 24(252)

Properties of materials

Behavior under high transient stress waves, 14(16)

Dynamic, materials under high rates of strain, 11(91);
17(196)

Fatigue of metals, 23S(14)

Mechanical, materials subjected to high amplitude
stresses, 18S(38)

Metallurgical factors involved in failure, 5(47)

Shock resistance, 18(106)

Yield in mild steel, delay time, 14(1)

Putty gage, 3(36); 8(45); 9(19)

Q

"Q" defined, 23(6); 24(225,319)

Qualification testing, 24(349)

Quality maintenance test, 22(30)

Quasi-sinusoid, 24(228,316)

R

Radar vibration test, 22(198)

Railroad car

Accelerations vs spring deflections, 15(71)

Railroad car (continued)

Coupler forces during impact, 15(32); 16(76)
Impact stresses, 15(87)
Lading damage, 15(1,33,42,60); 16(1,19); 18(138)
Lading damage factors, 15(75,76); 16(11)
Lading damage index, 15(76); 16(11,20,23)
Spring frequencies, 15(67)
Trucks, 15(71); 16(4,20)

Railroad car humping tests

Aberdeen Proving Ground, 15(86)
Pullman-Standard Car Manufacturing Company, 16(70)
Sandia Corporation, 15(89); 21(156)
Southern Pacific Railroad, 20(66)

Railroad car road tests

Association of American Railroads, 15(82,83,85);
16(88)
Chesapeake and Ohio Railroad, 16(85)
Naval Research Laboratory, 16(41)
Sandia Corporation, 21(127)

Railroad car shock and vibration (See also Railroad car tests)

Due to truck equipment, 15(71,75)
Elimination of, 15(66)
Measured by packaged reed gage, 15(23)
Measured on cattle car, 15(32)
Measured on mine cases, 15(20,21)
Originating at rails, 15(66); 16(132)
Spectra (See Spectra)

Ramjet vibration (See Missile vibration)

Random loads, 23S(23)

Random vibration

Application to probability theory, 23(112); 24(136,140);
24S(9)
Beam fatigue test, 23(80)
Isolation, 24S(1)
Light analogy, 24(47)
Load beam analogy, 24(47)
Mechanical power requirements for equipment, 24S(19)
Mechanical system response, 23S(23); 24(342); 24S(7)
Performance limitations of equipment, 24(353)
Phase-coherent components, 24(99)
Playback and random test systems, 24(353)
Recording techniques, 22(57); 23(223,229)
Response of hysteresis-damped systems, 24(139)

Random vibration (continued)

- Response of vibration table and equipment, 24(138)
- Shaping network, 23(102); 24(66)
- Specifications, 21(92); 23(20); 24(48,344)
- Spectral density, 23(3,70,89,111); 24S(9); 24(49,66,73)
- Studies, 24(133)
- Testing, applications, 24(329,335,348)
- Testing, criteria and standards, 24(344)
- Testing, equipment performance limitations, 24(353)
- Testing, practical objectives, 24(351)
- Testing substitutes, 24(338)
- Testing vs. sinusoidal testing, 23(85); 24(333)
- White noise, 23(80,112,251,257); 24(67,315,344)

Rascal, 18(80); 24(14)

Rayleigh distribution, 24(227,321)

Reaction type vibration machine, 22(10,203)

Reciprocity calibration technique, 24(304)

Recorders (Also see Magnetic tape vibration recorders)

- Brown, strip, 24(220)
- Brush, magnetic, 6(13); 21(127); 24(102)
- Brush, sound mirror, 14(69)
- Cook, plastic tape, 14(50)
- German, time-acceleration, 19(62)
- Miller, CR-1A, 23(186,195)
- NACA, flight velocity-acceleration, 19(62)
- NACA, time-acceleration, 19(63)
- Ride-impact, 16(36)
- Shock-spectrum, TMB, Mk-IV, 24(275)
- Western Electric, Mirragraph, 14(110); 22(175); 24(28)
- Western Electric, Type 4A, 14(110); 22(175)

Recovery brake, 19(60)

Recovery systems, 19(34,58,195)

Redundancy, 18(2,6)

Reed gage

- Dural, 21(114)
- Dynamic load factor (D.L.F.), 20(194)
- Electronic, 17(143)
- Evaluation, 16(92,130,132,135)
- Glass, 21(118)
- Mark IV, 20(178); 21(151)
- Modified type, 16(83)

Reed gage (continued)

Proposed design, 16(96)
Purpose for use of, 16(121)
Shock spectra, 16(92,94,97); 21(114)
Type I, 6(87); 8(32); 16(92,96)
Type II, 4(42); 6(87); 8(32)
Type III, 16(94)

Reefing, 19(39)

Relay

Evaluation, 21(30); 22(97,98)
Shock proof, 17(164); 18(83)

Reliability, 18(4,9,13,19,71); 21(180,186); 22(15)

Response surfaces, 23S(12,16); 24(94)

Restrained firing (See Missile vibration)

Ride and impact recorders, 16(36)

Ride simulating machine, 6(22)

Ritz method, 14(7)

Road vehicle vibration data (See Wheeled vehicle vibration data)

Robinson shock and vibration mount, 22(54)

Rocket and ramjet vibration (See Missile vibration)

Rocket motor combustion vibration, 18(66)

Rocket motor shock and vibration problems, 18(35)

Rocket sled tests, 19(124); 20(120)

Rocket thrust, 18(47); 20(14); 21(143); 23(209)

Rocket vibration test apparatus, 23S(44)

Rockets (Also see Missile)

Aerojet 14KS1000, 18(26)
British UP-3, 18(26)
HPAG, 14(29)
IM-99, 24(82)
V-2, 5(45); 14(72); 18(26); 19(35,43)
Viking-9, 24(27)

Rockets (continued)

XM-19, 24(33)

XM-20, 24(33)

Rollin vibrator, 14(94)

Rotary accelerator, 14(43); 20(98)

Rotochute, 19(40)

Rubber mounts (See Isolators)

S

Scabbing, 14(17)

Scatter bands for failures and stresses, 18(19)

Scratch gage, 15(31); 16(131); 19(62)

Servomechanisms, 14(79)

Shaped spectra, 23(107)

Shaping network, 23(102)

Shear pad information, 21(14)

Shipboard shock

Data from British trials, 4(59); 9(35,67-69)

Definition, 4(61); 23(25)

Design data, 23(26)

Design factors as related to shock spectra, 20(7)

Design guides, 23(29)

Due to depth charge explosion, 4(36)

Due to main battery salvo, 4(36)

Gas globe effect, 4(28)

Loading for equipment, 23(27)

Pressure-time characteristics, 17(70)

Simulation, 3(5); 17(70); 22(12); 23(25,121,132)

Spectra (See Spectra)

Surveys at Admiralty agencies, 17(9)

Testing specifications (See Specifications)

Tests conducted by DTMB, 4(3)

Tests on the USS BOSTON, 24(260,268)

Tests on the USS NIAGARA, 10(13,15); 21(150)

Tests on the USS ULUA, 20(177)

Tests on wooden-hull vessels, 22(167)

Velocity-time characteristics, 9(13,40)

Shipboard vibration

Carrier, 14(114); 16(16); 21(147)
Destroyer, 21(148)
Mode shapes, 21(146)
Nature of, 23(31)
Summary, 15(20)
Transportation environment, 18(135); 21(14,140)

Shipping container isolation systems

Aircraft engine, 17(190); 21(78,97)
Hermes A3A, 21(57,60)
Nike, 21(50,51)
Petrel, 21(41)
Terrier, 20(35); 21(39)
Missile, Type I-A, 20(93)
Missile, Type I-B, 20(94)
Missile, Type II, 20(95)

Shipping test

Data, 15(20,36); 16(47,85); 20(67); 21(14,140)
Military truck, 21(130)
Nike transport, 21(135)
Proposed instrumentation, 20(79,160)
Railroad car, 18(138); 21(127)

Ships

AMBUSCADE, HMS(DD), 9(7,35)
BALTIMORE, USS(CA), 4(4)
BELL, USS(DD), 4(5,28)
BORDE, HMS, 9(1)
BOSTON, USS(CA), 4(5,6); 21(150); 24(260,268)
CALIFORNIA, USS, 4(3)
CAMBERRA, USS(CA), 4(6,36,37); 21(150)
CAMERON, HMS(DD), 4(46,59); 9(2,7,9,35,60)
CORAL SEA, USS(CVB), 14(114)
DRAGNET, USS(SS), 4(7,28); 20(177)
EMERALD, HMS, 9(7,35,53,61)
ENDSLEIGH, HMS, 9(2,7); 17(10); 20(10)
EPCS-1413, 9(17)
HARKNESS, USS(AMCU-12), 22(167)
HOPPING, USS(DE), 4(5,28)
LEARY, USS(DD), 4(7)
MIAMI, USS(CL), 4(6)
MIDWAY, USS(CVB), 18(135); 21(147)
MISSOURI, USS(BB), 4(7,17)
NASHVILLE, USS(CL), 4(3,4)
NIAGARA, USS(APA), 10(13,15); 21(150)
NORTH CAROLINA, USS(BB), 4(4,50)
OUDENARDE, HMS, 17(9); 20(10)
PROTEUS, HMS(SS), 9(7,35)

Ships (continued)

REPEAT JOB 9, HMS(SS), 9(7,35,48,61)
SARATOGA, USS(CV), 4(4,11,12)
SUMNER, USS(DE), 4(6,7,36,38)
TRV-6, 20(10)
UEB-1, 20(178)
ULUA, USS(SS), 20(177)
WASHINGTON, USS(BB), 4(4,50)
WICHITA, USS(CA), 4(3,4)
WYOMING, USS(AG), 4(4)
YC-1060, 20(178)
YMS-319, 22(167)

Shock

Damage (See Damage)
Defined, 1(18), 4(61); 22(12); 23(25)
Design for, 20(1)
Effects of projectile impact, 22(134)
Facilities (See Shock-testing equipment)
Factor, 9(41); 22(168)
In aircraft, 12&13(144); 15(36)
In beams, 6(97); 11(83); 17(1,4)
In railroad cars (See Railroad car shock and vibration)
In ships (See Shipboard shock)
Isolation (See Isolation of shock and/or vibration in equipment, and see also Isolation applications)
Isolator characteristics, 20(38)
Isolators (See Isolators)
Limiters for missile systems, 24(287)
Machines (See Shock-testing equipment)
Measurements with high speed motion pictures, 8(15); 17(189)
Memorandum, 17(9)
Motions in missile ships, 24(268)
Mounts (See Isolators)
Response of crystal accelerometer, 24(298)
Retarder, S-28, 17(170)
Simulation (See Simulation)
Spectra (See Spectra)
Spectra and shock design factors, 20(7)
Structural design problems, 17(1); 20(1)
Water entry, 14(29); 17(74); 19(70,77,80)

Shock and vibration data

Analyses (See Methods of data analyses)
Catapult (emergency escape systems), 12&13(171); 22(147)
Conventional aircraft (See Conventional aircraft vibration)
Gun blast, 4(14)

Shock and vibration data (continued)

Gun projectile, 5(3); 9(64)
Handling, 15(36); 18(135); 20(69)
Helicopter (See Helicopter)
Jet aircraft (See Jet aircraft vibration)
Missile (See Missile vibration)
Pilot escape from aircraft (See Bailout acceleration)
Railroad (See Railroad car shock and vibration)
Ship (See Shipboard shock, or Shipboard vibration)
Torpedo (See Water entry shock)
Truck (See Wheeled vehicle vibration data)

Shock-proof equipment, 23(26,28)

Shock-testing equipment

Air gun, Type 1-B, 3(10,18)
Air gun, Type 2A, 3(10,18)
Air gun, Type XS-1A, 3(18); 15(104); 17(76)
Air gun, Type XS-2A, 3(18)
Boston University drop table, 17(58,61); 18(84)
Bump test machine, SCEL, 6(23)
Charpy, izod tention-impact machine, 11(93)
Conbur ramp, 21(17)
Drop tester, NOL, square wave type, 3(15,18)
Drop tester, NOL, Type 1A, 3(19)
Drop tester, NOL, Type 2A, 3(14,19)
Drop tester, NOL, Type 3A, 3(19); 17(75)
Drop tester, NOL, Type XD-1A, 3(19)
Drop tester, NOL, Type Mk 7, Mod. 0, 20(112,193)
Drop tester, NRL, gravity type, 2(15)
Dry-run machines, Tucson and Culver City, 24(116)
Foundry shaker, 24(131)
Guillotine impact machine, 6(98); 11(92)
High acceleration gas gun, 17(78)
High impact shock machine, NRL, 24(190)
Hydraulic shock machine, 17(70); 23(135)
HYGE actuator, Convair, 23(143)
Impact decelerator, 10(57)
JAN-S-44 shock machine, 12&13(203); 22(151,205)
Launching simulator, XM-1, 14(95)
Medium impact, 150-400 VD shock machine, 22(94)
Navy heavy-weight shock machine, 23(27,121)
Navy light-weight shock machine, 3(3,8); 17(201);
20(200); 22(13,205); 23(26,122)
Navy medium-weight shock machine, 17(201); 22(13);
23(26,122)
Package tester, 23(279)
Pendulum impact, ARF, shock machine, 22(95)
Pneumatic accelerator, 10(61)
Pneumatic-hydraulic impactor, 23(150)

Shock-testing equipment (continued)

Rocket propelled test car, 14(21); 17(102,106)
Rotating flywheel, impact-testing machine, 11(94)
Sand-pit type shock machine, 22(205)
Shock towers (Convair types), 22(113)
Simplified shock-testing machine, 10(41)
Standard pendulum tapper, NML, 23(263)
Step function shock-testing machine, 23(179)
Swinging hammer and falling weight, NRL machine, 2(15)
Swinging hammer, NRL type shock machine, 2(15)
Telefunken's tester, 17(78)
Tumbling machine, SCEL, 6(23)
Two-phase impact simulator, 17(75); 20(136)
Underwater explosion simulator (UWX Machine), 23(132)
Universal drop tower (300-ft), 23(136)
University of Illinois, high-speed impact machine,
6(98)
Vib-roll shaker, 2(18); 3(43)
Vultee drop tower, 18(54)

Shrike, 18(80)

Sidewinder, 21(42)

Signal generator, J.P. 202A, 24(102)

Simulation (See also Laboratory testing)

Accelerations applied over long distances, 14(21,43);
17(102,106); 19(124); 20(98)
Aircraft vibration, 17(30)
Altitude facility, 24(154)
Analog machines as aids, 10(21)
Basic concepts and trends, 10(1,7); 14(119); 17(58);
23(1)
Definitions and standards, 10(37)
Evaluating the validity of shock, 23(9)
Facilities (See Shock testing equipment, Vibration
testing equipment, Centrifuges, or Linear-acceler-
ation simulators)
Fuze package response, 23(36)
Jato-thrust transients, 18(51)
Methods for shock to magnetic gradiometer, 23(217)
Methods for vibration environments, 21(89)
Missile shock and vibration, 18S(33); 24(63)
Package handling, 17(98)
Real vibration environments, 23(161)
Rocket motor vibration, 23(202)
Shipboard shock, 3(5); 17(70); 22(12); 23(25,121,132)
Shock and vibration for specification compliance, 22(9)
Transport conditions on cryogenic equipment and
missiles, 23(128)

Simulation (continued)
 Underwater explosion, 17(70); 23(132)
 Water entry shock, 17(74); 19(82)

Slip rings, 6(67)

Snark, XMS-62, 24(236)

Snatch force, 19(40,156)

Sonic analyzer, 23(106)

Sonic generator, 22(58)

Sonigage, 2(13)

Sound proofing, 12&13(11)

Sparrow, 18(32); 21(143)

Specific types of aircraft
 AD-2D, 22(173)
 AD-3W, 14(111)
 AT-11, 12&13(150)
 B17-G, 12&13(142,148,150)
 B-24, 12&13(131,150)
 B-26, 12&13(131)
 B-29, 12&13(150)
 B-36, 24(14)
 B-47, 22(34); 24(14)
 B-50, 24(14)
 B-52, 22(34); 24(219)
 BF-2C-1, 7(24)
 C-47, 15(35)
 DC-3, 15(35)
 DC-4, 15(35,40)
 DC-6, 12&13(48); 15(40)
 F4U-1, 8(10)
 F4U-5N, 11(30); 14(113)
 F80-A, 11(19); 12&13(50)
 F86-A5, 20(125)
 HTL-2, 12&13(80)
 P-61, 12&13(131,146,150)
 P-80, 12&13(150)
 PB4-1, 15(27)
 PB4Y-1, 15(27)
 PBM-3D, 15(24,26)
 PBY-5A, 15(25,27)
 RB-52, 24(6)
 RB-66, 24(5,6,7,9)

Specific types of aircraft (continued)

SNB, 11(27); 14(112)
TBM-1, 15(27)
Types tested for NAA data, 11(57,63,67,71)
XB-52, 22(35)
XHJP-1, 12&13(80)
XHJS-1, 12&13(80)
XOSE-1, 8(8)
XP4M-1, 7(25)

Specifications

Aircraft, 11(53,68); 17(24,30); 18S(51,55); 22(11,180);
24(145)
Concepts, 20(148)
Criteria for, 17(23)
Definitions, 17(21)
Electronic equipment, 6(69); 18S(51,55); 22(72,180);
23(270); 24(145)
Fuze, 21(74)
Helicopter electronic equipment, 22(72)
Land vehicle, 17(51)
Missile, 17(27,38,48); 18S(29,32); 21(21); 22(26);
24(48,344)
Random vibration, 21(92); 23(20); 24(48,344)
Rational approach to, 17(26)
Shipboard equipment, 18S(47); 22(11,12); 23(26,31,122)
Shipping container, 18S(54); 20(96); 21(18,23,26,47,98)
Summary of, 20(53)
Writing and interpretation of, 17(20)

Spectra

Aircraft electronic equipment, 22(185)
Aircraft engine, sound, 12&13(13); 22(36,182)
Aircraft vibration (See Propeller and jet aircraft
vibration spectra)
Bomarc, flight, 24(50-52)
Dry-run machine, 24(121)
Electron tube, microphonic, 22(97)
Electron tube, vibration, 24(204-209)
Freight car, switching shock, 21(140,158)
Freight car, vibration, 16(41,42); 21(14,140)
Generalized shock, 23S(12,15)
Helicopter, flight vibration, 16(66); 18S(12); 22(73)
Hermes A3B, environmental, 22(26)
Lockheed X-17, ground firing and flight, 24(40-45)
Navy light-weight shock machine, 20(64)
Navy medium-weight shock machine, 16(97); 23(64,66)
Rascal (GAM-63), 24(17-23)
Rocket and ramjet, vibration, 14(53); 17(174); 18(77);
18S(14,34)

Spectra (continued)

Shipboard, shock, 4(37); 20(9); 21(140,152); 23(61);
24(279)
Shipboard, vibration, 14(114); 16(16); 21(14,147,148)
Snark, sound, 24(248)
Spectral density, 23(4,72,108,169); 24(28,50,66,76,345)
Terrier booster, X-5 launcher, 18(62)
Terrier, flight and captive flight, 23(192)
Torpedo carrier, vibration, 21(140)
Transportation, vibration, 21(14,140)
Truck, shock, 21(131,132,140)
Truck, vibration, 16(66); 17(52); 18S(13,18); 21(14,
140)
Vanguard vehicle, restrained firing, 24(29)
Viking-9, 24(28)

Spectral density, 23(3,70,89,111); 24(49,66,73); 24S(9)

Spectrometer, 24(243)

Spectrum analyzer (See Analyzers)

Stable platform shock mount, 24S(25)

Statham accelerometers

Model A5A, 18(47,49,56); 21(127,131)
Model AP, 8(62); 18S(4)
Model AR, 3(26,40)
Model D, 16(82)
Model R, 3(26,40); 16(76)
Model S, 3(26,40)

Statistical analysis of failure data, 24(110)

Stoss factor, 12&13(188)

Strain cycle gage, 16(16)

Strain gage and carrier-type accelerometers, 8(61)

Strain gages, 6(59); 8(1); 9(33); 15(31); 16(7,71);
19(44,73,83)

Strength of materials, 18(108)

Stresses

Idealized S-N curve, 23S(14)
In aircraft structures, 7(29)
In mild steel, 14(1,16)
In missile structures, 18(18,102)

Stresses (continued)

In rotor blades, 12&13(74)

In steel plates, due to explosive charges, 14(17)

Stroboscope, 3(28)

Structural materials, characteristic velocities, 23(16)

Structures, shock and vibration effects, 7(1)

Subminiature electron tubes, 24(181,192)

Suspension problems of road vehicles, 15(12)

Sweep tests, 23(93); 24(342)

T

Talos, 18(91); 21(42); 23(150); 24(230)

Tanks, 6(6,30); 9(63)

Tape recorders (See Recorders)

Tebes (See Electron tubes)

Techniques for high shock resistance, 11(103,107,110)

Telefunkens tester, 17(78)

Telemetry

Application for ordnance field test, 5(17); 9(22);
22(173); 23(36)

Methods, 18S(7); 24(7)

System used by JHU/APL for flight test, 17(145)

System used by NOL in AD-2D aircraft, 22(175)

System used by NRL, 11(27); 14(110); 16(11); 20(196)

System used in Aerobee, 19(44)

Telescope, 23(237,245)

Tensile impact machine, 5(35); 11(93)

Terrier, 18(59); 21(39); 23(184); 24(260,282,286)

Test instrumentation of aircraft

AD-2D, 22(173)

AD-3W, 14(110); 16(11)

B-52, 24(220)

F4U-1, 8(10)

F4U-5N, 14(110); 16(11)

F80-A, 11(19)

Test instrumentation of aircraft (continued)

F86-A5, 20(125)
HTL-2, 12&13(82)
SNB, 11(27,28); 14(110); 16(11)
XB-52, 22(35)
XHJP-1, 12&13(82)
XHJS-1, 12&13(82)
XOSE-1, 8(8)

Test instrumentation of railroad cars

American Steel Foundries service laboratory car, 16(8)
Description of instruments used, 15(29,51,70,87,89);
16(5,8,70,82,88)
Symington-Gould Corporation research car, 16(5)
(Also see Railroad car humping test or Railroad car
road tests)

Test track (See Linear-acceleration simulators)

Testing specifications (See Specifications)

Textile materials, 22(159)

Thrust stand, 20(14); 23(184,209)

Torpedoes, 5(9); 19(85); 21(139)

Torquer mount, 20(105)

Torsiograph, 3(32)

Torsional vibration in aircraft, 12&13(120)

Trailing wire methods of vibration measurements, 24(7)

Transformers, 20(55); 22(98)

Transportation shock and vibration spectra (See Spectra)

Truck and tractor trailer suspension problems, 15(12)

Truck tires, sizes and loads, 15(13)

Truck vibration (See Wheeled vehicle vibration data)

Trucks and tractor trailers, 6(1); 15(12,23); 17(52);
21(14,130,140)

Tumbling and deceleration, 22S(20)

Tunnels, 7(7)

Two-phase impact simulator, 17(75); 20(136)

Type approval of isolators, 20(35)

U

Unarrested-aircraft-landing data

Center of gravity incremental accelerations, 12&13(150)

Landing test record, B17-G, 12&13(142,148)

North American Aviation data, 16(55); 17(33)

Tail boom accelerations, P61, 12&13(131,146)

Wing-tip accelerations, F-80, 12&13(147,157)

Underwater explosion damage, 4(3,21,31); 20(179); 22(171)

Underwater explosion research, 4(3,21,49,59); 9(1,35);
17(70); 20(177); 21(150); 22(167); 23(132)

Underwater explosion simulator (UWX machine), 23(132)

Underwater ordnance

Aircraft torpedoes, 5(9); 19(85); 21(139)

Depth charges, 4(22,60); 9(36-56)

Mines (See Mine)

Rockets, 14(29)

V

Vacuum tubes (See Electron tubes)

Vanguard vehicle, 24(27,133)

Variable angle launcher (VAL), 19(82)

Variable area oscillograph, 12&13(46)

VD medium-impact shock tester, 22(94)

Vehicles, 6(1); 9(63); 15(12,23,28); 17(51); 21(130)

Velocity meter (pickup)

Characteristics, 4(61); 6(92); 18S(5)

Compared to accelerometer, 24(4)

Bar magnet, 17(110); 24(275)

Boeing, hand-held type, 22(60)

British, 3(34); 8(23); 17(10)

British, modified, 3(34)

Consolidated, 3(34); 24(5,312)

Velocity meter (pickup) (continued)

David Taylor Model Basin, Mk. II, 17(114); 24(275)

Description of, 4(62); 9(1)

Evaluation of, 17(120)

MB Manufacturing Company, 8(28); 17(87); 20(125,131);
24(5,6,107,220,312)

Naval Research Laboratory (Hartz meter), 17(116)

Sperry, MIT, 23(267)

Velocity shock, 23S(1,35)

Vibration (See also Laboratory testing)

Aging, 23(283)

Analysis (See Methods of data analysis)

Bandwidth effects on analysis, 24(10)

Biharmonic, 24(156)

Calibration techniques, 23(236)

Compressor blade, 12&13(53)

Control (See Isolation of shock and/or vibration in
equipment)

Damage to animals, 22S(16)

Damage to cargo (See Damage)

Definition of, 1(18)

Environment defined by damage criteria, 24(318)

Freight car (See Railroad car shock and vibration)

Human body, 22S(7)

Human tolerance (See Human-body tolerance to acceler-
ation)

Human tolerance levels in aircraft, 22S(24)

In beams, 17(1)

In liquids, 22(123)

Isolation (See Isolation of shock and/or vibration in
equipment)

Jet aircraft (See Jet aircraft vibration)

Land vehicle (See Land vehicle vibration)

Measuring instruments (See Instruments)

Missile (See Missile vibration)

Mount response to biharmonic vibration, 24(156)

Mounts (See Isolators)

Phase-coherent, 24(55,99)

Pickup classification, 17(126); 24(1)

Propeller aircraft (See Conventional aircraft
vibration)

Random (See Random vibration)

Rocket motor, 18(66) (See also Missile vibration)

Ship (See Shipboard vibration)

Simulation (See Simulation)

Spectra (See Spectra)

System "a" defined, 23(6); 24(225,319)

Table calibration, 23(236)

Vibration (continued)

- Table waveforms, 23(45)
- Test specifications (See Specifications)
- Testing (See Laboratory testing)
- Truck (See Wheeled vehicle vibration data)

Vibration-testing equipment

- All American, 17(201)
- Amonium dihydrophosphate (ADP) crystal, 23(177)
- Barium titanate, 23(175); 24(305)
- Calidyne, 18(125)
- Cantilever beam, 17(85)
- Captive test stand, 20(14); 23(184,209)
- Complex-wave, 23(74,80,102,112,161,263,257); 24(66,205,208)
- Electrodynamic or electromagnetic, 17(95,128); 22(61,65,107,204); 23(1) (See also MB vibrators)
- Electrohydraulic, 24(143,147)
- Fairchild, 5000 lb, 18(72)
- Gulton, piezoelectric, 24(305.309)
- Liquid jet, 23(166)
- Magnetostrictive, 23(163)
- MB, 12&13(86); 21(178); 23(128) (See also MB vibrators)
- Mount life-cycling, 22(76)
- National Bureau Standards, 60,000 lb, 23(128)
- National Bureau Standards, flat vibrator, 23(259)
- Package (SCEL), 23(278)
- Positive drive type, 22(10)
- Rocket, 23S(44)
- Roller-bearing-actuated, 17(91)
- Rough ride, 6(22)
- Types used by NAMTC, 14(93)
- Types used by NOL, 3(9,17); 20(137,193)
- Vibrating bar, 17(84,201); 18(124); 20(194)
- Waugh-Johnson, 17(201)
- Western Electric, 17(201); 23(33)

Vibrometers, 3(28); 6(20); 18(135)

Vultee drop tower, 18(56)

W

Water entry shock, 14(29); 17(74); 19(70,77,80)

Waugh-Johnson vibrator, 17(201)

Wave analyzer (See Analyzers)

Wave forms of vibration tables, 23(45)

Western Electric 500-lb vibrator, 17(201); 23(33)
Westinghouse crystal accelerometer, 3(40)
Westinghouse, JC-1, vibrometer, 18(135)
Wheel hop, 6(4)
Wheeled-vehicle vibration data
 Frankford Arsenal, 6(37,42)
 Hermes A3A shipping test, 21(60)
 Nike transporter ride test, 21(136)
 Polytechnic Institute of Brooklyn, 15(23,28)
 Sandia Corporation, 21(131,132)
 Squire Signal Laboratory, 6(1,6)
 Transportation spectra, 16(66); 17(52); 18S(13,18);
 21(14,131,140)
Whipping, 9(7)
White noise, 23(80,112,251,257); 24(67,315,344)
Williams gage, 4(11,19)
Wind blast test, 20(121)
Wind drift, 19(2)
Wooden hull naval vessels, 22(167)

AUTHOR INDEX

SHOCK AND VIBRATION BULLETINS
NUMBERS 1-24

Numericals following paper title refer to Bulletin number. Numericals in parentheses refer to page number.

A

- ABBOTT, R. E. Tests designed to improve freight car riding qualities. 15(81)
- ABRAMS, J. I. (See Ayre, R. S.). 23S(35)
- ADAMS, P. H. A method for measurement of shocks on freight car lading. 15(89)
- , R. A. BUCK, and R. E. MCKAY. Transportation shock and vibration test railroad and military truck. 21(127)
- and V. J. SKOGLUND. The response of vibration mounts subjected to biharmonic vibration. 24(156)
- AGER, R. W. Water entry shock damage of a high velocity rocket. 14(29)
- ALBERT, V. F. Shock effects of projectile impact on fire-control equipment. 22(134)
- ANDERSON, R. A. A new reed gage for environmental shock testing. 21(114)
- ANGELUS, T. A. and D. A. STUART. Simulation of rocket motor vibration by static testing. 23(202)
- APPLEGATE, RAY. Mechanical suspension systems to meet environmental, vibration, and shock specifications. 21(105)
- ARMSTRONG, C. V. Parallels and similarities (guided missiles and torpedoes). 18(87)
- ARMSTRONG, G. L. Mechanical power requirements for complex wave vibration shakers. 24S(19)

ARMSTRONG, J. H. Evaluation of inertial operated devices.
4(77)

---- The rotary accelerator. 14(43)

---- Drop tests of torpedoes as they apply to missiles.
18(111)

---- Simulating mile-long rapidly applied accelerations in
the laboratory. 20(98)

---- Evaluating the validity of shock simulations. 23(9)

ASHLEY, R. B. Missile reliability in jeopardy. 20(78)

ATCHISON, C. M. (See Rich, H. L.). 24(268)

AUSMAN, J. S., R. E. ROBERSON and D. S. SARRIS. Square-law
damping for shock mounts. 24S(12)

AYRE, R. S. and J. I. ABRAMS. General analysis of response
to velocity shock of an elastically supported rigid body
within a container. 23S(35)

B

BALDWIN, F. L. Transportation environment of aircraft
torpedoes in shock and vibration. 21(139)

BALL, L. W. Definitions and standards as related to
simulation and synthesis. 10(37)

BALWANZ, W. W. The simulated altitude facility of the flame
laboratory. 24(154)

BARASH, I. M. (See Sperry, E. G.). 22S(28)

BAREISS, E. H. and E. S. CLARK. A graphical method for the
analysis of nonlinear systems under arbitrary transient
conditions. 22(187)

BARNES, W. P., Jr. and D. L. MOCK. Development of
vibrators for improved simulation of real vibration
environments. 23(161)

BARTON, M. V. Vibration on cantilever plates. 14(7)

---- (See Thomson, W. T.). 24S(7)

BECK, A. J. Performance of a table structure of an
electromagnetic vibration exciter. 22(107)

- BECKMAN, E. L. Studies into the limits of human tolerance to accelerations developed on the human centrifuge. 19(178)
- BELL, D. (See Fine. A.). 23(184)
- BENDERLY, A. A. Shock-proof packaging of subminiature vacuum tubes. 24(181)
- BERKEY, K. L. Aircraft engine packaging and its application to guided missile packaging. 21(78)
- BERNSTEIN, B. An electromagnetic vibrator. 17(95)
- BESSERER, C. W. The problem of establishing shock and vibration design criteria for guided missiles. 14(49)
- Missile shock and vibration data in flight and when recovered. 18(75)
- BIAMONTE, C. A. and A. W. ORLACCHIO. Measurement and evaluation of acceleration imparted to electron tubes in electronic equipment. 23(278)
- BILLMEYER, A. K. Water-entry structural tests of the Douglas A-4 airborne lifeboat. 19(77)
- BIRNBAUM, S. M. A method for evaluating package cushioning. 16(100)
- BISPLINGHOFF, R. L., G. ISAKSON and T. H. PIAN. Dynamic stresses in aircraft structures. 7(29)
- (See Mar. J. W.). 18(145)
- BISSELL, E. E. An electronic reed gage. 17(143)
- BJORSETH, E. A. High performance instrumentation. 19(122)
- BLAKE, R. E. Peak-reading accelerometers. 8(45)
- The shock induced stresses in beams. 11(83)
- The need to control the output impedance of vibration and shock machines. 23(59)
- (See Oleson, M. W.). 24(133)
- and M. W. OLESON. Substitutes for random-vibration testing. 24(338)

- BLAZEK, S. M. Philosophy in the shock testing and design requirements of shipboard equipment. 23(25)
- BLEVINS, R. W. and J. S. KING. Development and use of a shaping network for complex-wave testing. 23(102)
- BODEN, R. H. Rocket motor shock and vibration problems. 18(35)
- BOLON, H. C. An evaluation of four types of commercial ride and impact recorders. 16(36)
- Shock and vibration specifications for missiles and their components. 17(48)
- Package handling simulation equipment. 17(98)
- Packaging and handling of guided missiles. 18(131)
- Concepts and needs in the over-all problem for shipping missiles. 20(91)
- BOOTH, G. B. Introduction to random motion: The natural environment and its simulation. 23(69)
- BOULTON, V. R. Measurements of rocket thrust at frequencies up to 4000 cps. 20(14)
- BOWLER, J. A. and D. J. DeMICHELE. Packaging and shipping the Hermes guided missile. 21(55)
- BRADFORD, R. S. The role of phase-coherent components in essentially random vibration environments. 24(99)
- To what extent is the missile vibration environment truly random? 24(315)
- BROWN, C. B. Potting electronic components as an aid in withstanding shock and vibration. 11(107)
- BROWN, E. H. and R. M. McCLINTOCK. Vibration testing machines in the one to twenty ton load range for simulation of transport conditions on cryogenic equipment and missiles. 23(128)
- BRUNN, J. A. Problems involved in providing vibration isolation for helicopter electronic equipment. 22(72)
- BUBB, F. W. Study of methods of measuring rocket thrust. 23(209)

- BUBB, F. W. Study of vibration test apparatus. 23S(44)
- BUCK, G. R. Packaging guided missile fuze components. 21(74)
- BUCK, R. A. (See Adams, P. H.). 21(127)
- BUMSTEAD, C. R. The pros and cons of random vs. sinusoidal testing. 24(333)
- BUUS, M. (See Fine, A.). 23(184)

C

- CARHART, R. R. The general problem of reliability in missile systems. 18(4)
- CARLSON, T. A. A packaging program for military shipments. 15(6)
- CAROTHERS, C. O. The medical approach to the study of air crash injuries. 10(71)
- CARR, K. M. (See Stowell, F.). 21(165)
- CHAVEZ, S. A method of shock testing missiles and missile components. 18(54)
- CHERTOCK, GEORGE. A brief survey of the British-type velocity meter. 8(23)
- CHIPPENDALE, J. E. Factors in designing packages for handling and stowage of missiles aboard ship. 21(44)
- CHRISTENSEN, M. S. Vibration calibration techniques. 23(236)
- CHRISTOPHER, G. F. (See Levine, B.). 22(21)
- CLARK, E. S. (See Bareiss, E. H.). 22(187)
- CLARK, L. P. Theoretical and experimental research on flutter in aircraft. 7(17)
- COFFEY, J. L. A shock-mounted plastic embedded amplifier. 17(160)
- CONRAD, R. W. and KARL UNHOLTZ. Evaluation of a velocity meter. 17(120)
- A glass reed gage. 21(118)

COOK, R. F. (See Rogers, O. R.). 24(252)

CRAIG, D. R. and H. S. YOUNGS. Design objectives for package shock recording instrumentation. 20(160)

CREDE, C. E. Shock and vibration isolation in missiles. 14(116)

---- (See Gertel, Maurice). 19(13)

---- Concepts and trends in simulation. 23 (1)

---- Damage criterion as a parameter to define the vibration environment. 24(318)

CROSS, W. H. and M. McWHIRTER. Railroad switching shock. 21(156)

CULVER, I. H. and R. DELLA-VEDOWA. A theoretical approach to parachute problems. 19(99)

CUNNINGHAM, C. B. The Askania vibrograph. 2(19)

---- Recording and analyzing telemetered vibration data. 14(110)

---- Measurement of vibration on freight car. 16(41)

---- Vibration measurements on the Vanguard vehicle. 24(27)

CURTIS, A. J. The selection and performance of single frequency sweep vibration tests. 23(93)

---- (See Diggle, F. V.). 24(116)

---- Some practical objectives in random-vibration testing. 24(351)

D

DECOT, H. T. Lessons from a missile container development. 21(38)

DEHLINGER, HANS. The measurement of airplane structural loads encountered on arrested landings. 12&13(116)

DELANEY, B. O. What do missile components have to stand? 18(118)

DELLA-VEDOWA, R. (See Culver, I. H.). 19(99)

- DeMICHELE, D. J. and T. W. STEELE. Package design for shipping engineers. 16(106)
- (See Bowler, J. A.). 21(55)
- DENNIS, P. A., D. G. DILL and E. F. TYLER. Correlation of structural vibration field data with analog computer results. 14(32)
- DICK, A. F. Shock-spectrum characteristics of the Navy medium-weight shock machine. 23(64)
- DIGGLE, F. V. and A. J. CURTIS. The application of shock spectra to test equipment design for Falcon guided missiles. 24(116)
- DILL, D. G. (See Dennis, P. A.). 14(32)
- DINSMOOR, T. E. High "G" design. 11(110)
- DORRELL, R. E. (See Stinchfield, J. M.). 23(257)
- DRAEGER, R. H. Shock or blast injuries. 2(7)
- DRANETZ, A. I. Barium titanate applications. 17(122)
- (See Upham, J.). 23(223)
- and A. W. ORLACCHIO. High-frequency calibration of accelerometers. 24(304)
- DRUMMY, T. J. Problems and prevention of shock damage to air cargo. 15(35)
- DUBLIN, M. Shock and vibration specifications for guided missiles. 17(38)
- DUPREE, D. T. Measurements related to appliance design. 16(46)
- DURHAM, C. E. Magnitude of the missile distribution problem. 21(8)
- DYE, E. R. Air-drop problems. 19(1)

E

- EDELBERG, ROBERT. Hydrostatic effects of combined tumbling and deceleration. 22S(20)

EDELMAN, SEYMOUR, EARLE JONES and E. R. SMITH. Barium titanate vibrators. 23(175)

---- (See Jones, Earle). 23(234)

EGBERT, D. T. and W. W. HARTER. Vibration and acoustic environmental measurements as applied to Snark missile equipment. 24(236)

ELLETT, D. M. An analog computer for analyzing vibration. 22(42)

---- Criteria and standards for random vibration. 24(344)

ESCH, F. H. Review of present guided missile shock and vibration specifications. 21(21)

EVANS, W. R. Vibration data needed for stable platform shock mount design. 24S(25)

EVENSON, R. N. (See Weaver, P. R.). 20(141)

F

FALCK, G. M. Vibration testing techniques for aeronautical equipment. 22(103)

FEFFERMAN, R. L. Dynamic loads on missiles when subjected to launcher maneuvers. 18(59)

FEHER, L. H. A. The Naval Research Laboratory velocity meter. 17(116)

FEHR, R. O. Low-pass filters with accelerometer. 17(136)

FETTY, K. C. and C. J. TEASLEY. Vibration techniques employed in the test of electronic assemblies for missile programs. 24(210)

FIEDLER, W. A. Means of preventing the transmission of shock and vibration loads from the jato unit to the missile. 17(170)

FILA, L. J. Shock and vibration in wire rope arrestment of airplanes. 19(141)

FINE, A., T. WHITELEY, D. BELL and M. BUUS. Determination of Terrier shock and vibration environment. 23(184)

FISHER, J. C. Simulation of more complex shock patterns. 17(74)

- FISHER, J. H. System study through frequency contour mapping. 24(92)
- FLEMING, L. T. Measurements of vibration in rockets. 14(65)
- A ceramic accelerometer for measuring high-frequency vibrations. 17(126)
- FOGAL, G. L. Delayed opening parachute pack for air-dropped ordnance. 19(67)
- FOOTE, E. L. Impact tests of an 80-ton railway flat car transporting a 72-ton heavy tank. 15(86)
- FOOTE, J. R. and M. G. SCHERBERG. Dynamics of the opening parachute. 19(105)
- FORKOIS, H. M. Transmission of road impulses to fire control instruments transported in military vehicles. 6(35)
- A proposed land-vehicle specification. 17(51)
- FOSTER, E. E. Testing to insure reliability of guided missiles. 18(71)
- FOWLER, R. C. Damage to animals due to vibration. 22S(16)
- FRAENKEL, S. J. Suggestions for an investigation of lading damage sustained in freight cars. 15(60)
- FRANK, C. W. Some field service data on an Army Ordnance missile. 21(135)
- FRANKE, E. K. The mechanics of vibration in the human body. 22S(7)
- FRANKLAND, J. M. Criteria for specifications. 17(23)
- FRANKLIN, P. E. Is missile packaging unique? 21(1)
- FRANKLIN, P. J. Protection against shock and vibration through the use of casting resins and cements. 11(103)
- FRANZEN, TORE. Suspension problems of highway common carriers. 15(12)
- FRISSEL, H. F. Laboratory methods for flutter studies. 10(51)
- FUSFELD, H. I. Blast brake for parachuted cargo. 19(29)

G

- GARCIA, M. A. Shock and vibration of a missile as encountered in simulated firing (restrained firing) - history and application. t NAMTC. 21(142)
- GAREAU, R. Development of a heavy-weight (2 to 20 tons) shock testing machine. 23(121)
- Shock and vibration problems associated with installing missiles and missile systems in ships. 24(259)
- GATES, P. T. A program to cope with shock and vibration. 22(1)
- GATEWOOD, B. E. Problems of dynamic loads and stresses in missile structures. 18(102)
- GERLACH, C. H. Contact and near contact explosions on models. 4(49)
- GERSTENBERGER, WALTER. Ground resonance of helicopters. 12&13(69)
- GERTEL, MAURICE and C. E. CREDE. Protecting parachute-borne equipment. 19(13)
- GETLINE, G.L. (See Magrath, H. A.). 11(19)
- Vibration tolerance levels in military aircraft. 22S(24)
- GOLAND, M. Structural shock and vibration design problems. 17(1)
- GOLDBERG, A. and S. MERJAN. Use of the JAN-S-44 shock test machine as a means of transient calibration for barium titanate accelerometers for an acceleration range up to 1000 G. 22(151)
- GOLDMAN, D. E. Vibration studies on the human body. 2(9)
- GOODILL, J. J. Flexible suspension systems of missiles and aircraft engines in shipping containers. 21(97)
- GRANICK, NEAL, D. C. KENNARD and KARL UNHOLTZ. A beam resonator testing facility. 17(84)
- (See McIntosh, V. C.). 23(80)

- GRANICK, NEAL and C. E. THOMAS. Aircraft structural vibration induced by jet noise. 24(219)
- GRAY, R. M. and T. J. HARVEY. Some structural dynamics problems encountered on the Lockheed X-17 missile. 24(33)
- GREEN, A. L. Recent progress in prevention of damage to railroad lading. 15(1)
- GREEN, J. H. Measuring vibration in flight with trailing wires. 24(56)
- GRETZ, J. L. Criteria for shipping containers. 16(126)
- GRIER, B. J. Multifrequency reed gages, Types 1 and 2. 8(32)
- GRIFFIS, L. V. The significance and value of measurements in lading damage research. 16(1)
- GUINS, S. G. Theory behind the damage to lading due to vibration. 15(42)
- Reduction of available vibration data gathered on railway box cars for engineers and designers. 16(85)
- GUNSOLLEY, V. V. Concepts of specifications in mobile military gear. 20(148)
- GUTTWEIN, G. K. A new instrument for use in shock and vibration measurements made during transportation. 15(51)

H

- HABER, FRITZ. Bailout at very high altitudes. 19(152)
- HABIB, E. T. The DTMB Mark II velocity meter. 17(114)
- HAGLUND, G. O. The potential of balloons in parachute research. 19(92)
- HARDESTY, P. R. Loads and vibrations in arresting cable systems. 19(138)
- HARDIGG, J. S. Selection of cushioning materials for packages. 21(63)
- HARDY, V. S. (See Vigness, I.). 21(146)
- HARTER, W. W. (See Egbert, D. T.). 24(236)

HARVEY, T. J. (See Gray, R. M.). 24(33)

HATAE, M. T. Criteria for establishment of shock and vibration tests. 21(25)

HEILBRON, C. H. Project Snort. 17(106)

HEINRICH, H. G. Experimental parameters in parachute opening theory. 19(114)

HELFRICH, J. L. Shock and vibration problems associated with emergency escape system. 22(146)

HESS, R. W. (See Hubbard, H. H.). 24(231)

HIGHTOWER, R. E. Physical aspects of countermining. 5(37)

HIJAB, W. A. (See Nash, W. A.). 23S(12)

HIRSCH, A. J. Dynamic loadings during launching. 14(83)

HOPPMANN, W. H., II. Application of the lightweight HI shock machine. 3(8)

---- Trends in simulation of mechanical shock. 10(7)

HORSLEY, C. B. Roller-bearing-actuated vibration generator. 17(91)

HUBBARD, H. H. and R. W. HESS. Acoustic fatigue problem of aircraft and a discussion of some recent related laboratory studies. 24(231)

I

ISAKSON, G. (See Bisplinghoff, R. L.). 7(29)

J

JACOBSON, R. H. and F. MINTZ. Vibration evaluation of relays. 21(30)

---- and M. B. LEVINE. Effects of shock and vibration environment on electronic components. 22(93)

JANEWAY, R. N. Elimination of damaging shock and vibration in freight cars. 15(66)

---- Controlling shock and vibration by friction damping. 20(22)

- JANKIEWICZ, E. J. Measurement of structural vibrations in helicopters. 12&13(80)
- JENNINGS, F. A. Practical applications of random-vibration testing. 24(348)
- JOHNSON, C. T. Observations of damage from underwater explosions. 4(21)
- JOHNSON, K. W. A simplified shock testing machine for electronic equipment. 10(41)
- Design criteria for military equipment transported by common carrier. 16(50)
- Forces acting on a shipping container in transit. 20(66)
- JONES, A. R. and B. C. LOOK. The NACA recoverable-model technique for obtaining aerodynamic research data at transonic speeds. 19(58)
- JONES, E. H. Approaches to design criteria for military and civilian uses. 11(13)
- JONES, EARLE (See Edelman, Seymour). 23(175)
- , SEYMOUR EDELMAN and E. R. SMITH. Small vibration pickups. 23(234)
- JONES, J. L. Piezoelectric accelerometers. 8(54)

K

- KAMMER, E. W. Strain gage and carrier-type accelerometers. 8(61)
- KEARNS, J. B. The application of analysis techniques to laboratory testing. 23(88)
- KELL, J. A. Comments on railway test equipment. 16(82)
- KEMPER, W. A. Ballistic aspects of drops of supplies and personnel. 19(6)
- KENNARD, D. C., Jr. Vibration testing as a guide to equipment design for aircraft. 11(53)
- Measured aircraft vibration as a guide to laboratory simulation. 17(30)

KENNARD, D. C., Jr. (See Granick, Neal). 17(84)

---- and V. C. McINTOSH. Flight vibration characteristics of F-86-A5 airplane with machine guns firing. 20(125)

KERLEY, J. J., Jr. Common sense in structural reliability. 22(15)

KERSTETTER, D. D. Shocks on parachute opening and water entry of aircraft-laid mines. 19(70)

KING, J. S. (See Blevins, R. W.). 23(102)

KINNEY, G. F. and R. C. H. WHEELER. Analysis of dynamic structural response by means of an operational analog computer. 24S(31)

KLEIN, G. H. Equipment isolation in modern helicopters. 22(78)

KOPTONAK, F. F. Empirical tests on units of portable electronic equipments. 6(69)

KORDA, P. B. and J. VASILIK. Packaging of electronics to meet a missile environment. 24(174)

KORPI, K. J. (See Roberts, E. R.). 18(44)

KROEGER, W. J. Design problems of seat ejection catapults. 12&13(171)

---- The physical meaning of jolt factors in seat ejection experiments. 19(161)

KUNZ, W. J. Vibration problems associated with electronic fuel controls. 17(155)

KUOPPAMAKI, KAUKO. Type approval of guided missile container shock isolators. 20(35)

L

LAMKIN L. E. Packaging criteria. 21(13)

LANIER, B. E. and B. L. POWELL. Protection of airborne electronic equipment for improved reliability under combined vibration and shock environments. 22(47)

LARSON, R. C. Electron tubes in transportation. 16(114)

---- A high acceleration gas gun. 17(78)

- LAWHEAD, R. B. Experimental investigation of combustion vibration. 18(66)
- LAWRENCE, A. F. Crystal accelerometer response to mechanical shock impulses. 24(298)
- LAZAN, B. J. Resonant vibrations characteristics of members having various damping constants, shapes, and stress distribution. 18(149)
- LEAKE, L. A. Measurements of jato igniter shocks. 18(32)
- LEE, N. E. Damage to components and equipments; effectiveness of shock mounts. 6(49)
- Attitudes in the design of electronic equipments. 11(47)
- LEE, Y. C. and C. C. MIESSE. On the forced vibration of a tank of liquid. 22(123)
- Structural vibration and system stability of a captive missile. 24(81)
- LEVINE, B. and G. F. CHRISTOPHER. A program for vibration control. 22(21)
- LEVINE, M. B. (See Jacobson, R. H.). 22(93)
- (See Mintz, F.). 22(180)
- LEWIS, R. C. Performance limitations of available equipment for random-vibration testing. 24(353)
- LIBEN, W. The microphonics problem in vacuum tubes. 18(123)
- LOFGREN, L. A. Synthetic devices for studying aircraft injuries. 10(57)
- LOOK, B. C. (See Jones, A. R.). 19(58)
- LOW, W. C. A subminiature bridge interrogator and amplifier for missiles. 18(82)
- Analysis of parachute recoveries of portions of rockets. 19(43)
- LOWRY, R. C. Laboratory method for simulating shock to magnetic gradiometers. 23(217)

LUNNEY, E. J. Shock and vibration due to landing and gusts. 12&13(144)

LUSSER, R. Specification of safety factors for guided missile components. 18(18)

M

MACDUFF, J. N. Vehicular shock and vibration. 15(19)

MacINNES, D. F. Launching of rocket missiles from confined spaces. 18(25)

MAGRATH, H. A. and G. L. GETLINE. Vibration in turbo-jet aircraft. 11(19)

MAINS, R. M. The probable response of multi-degree-of-freedom systems to random shock and vibration. 23S(23)

---- How to resolve the problem of dynamic design. 24(324)

MAR, J. W. and R. L. BISPLINGHOFF. Influence of structural damping and fatigue at high temperatures on missile structural design. 18(145)

MARCUS, HENRI. Effect of shock and vibrations on structures. 7(1)

MARLOWE, D. E. Accelerations experienced by projectile components. 5(1)

---- Similarities and differences in instrumentation for ordnance field tests. 9(17)

---- Problems of protection and isolation against shock and vibration damage. 17(14)

MATTHEWS, L. E. Application of nonlinear springs as shock and vibration isolators. 21(109)

McCALLEY, R. B., Jr. Velocity shock transmission in two degree series mechanical systems. 23S(1)

McCLINTOCK, R. M. (See Brown, E. H.). 23(128)

McDONALD, B. A. Methods of simulating flight at the Naval Air Missile Test Center. 14(92)

McDONALD, J. J. and G. B. SUNDBY. Instrumentation for impact testing of freight cars. 16(70)

- McGOLDRICK, R. T. Suggestions for future research. 4(41)
- McINTOSH, V. C. (See Kennard, D. C., Jr.). 20(125)
- and NEAL GRANICK. Experiments in random vibration. 23(80)
- Review of techniques for measuring and analyzing missile vibration. 24(1)
- McKAY, R. E. (See Adams, P. H.). 21(127)
- McNAMEE, IMELDA. Displacement needed in shock isolation. 20(44)
- McPHERSON, A. E. The measurement of forces acting on pilot during crash landing. 7(59)
- McWHIRTER, M. (See Cross, W. H.). 21(156)
- MEAD, R. F. Laboratory simulation of underwater explosions. 23(132)
- MELBER, W. E. Some statistical evidence of component reliability. 17(43)
- MERJAN, S. (See Goldberg, A.). 22(151)
- METZGAR, K. J. and F. M. TILLOU. Measurement, analysis and simulation of vibration environment of guided missiles. 24(63)
- MEYER, A. J., Jr. Recent research on vibration problems of axial-flow compressor blades. 12&13(53)
- MEYER, D. D. Direct reading probability meter. 23(229)
- MIESSE, C. C. (See Lee, Y. C.). 22(123)
- MINTZ, F. A proposed new design of reed-gage recorder. 16(96)
- (See Jacobson, R. H.). 21(30)
- and M. B. LEVINE. Aircraft electronics environment, specifications and survival. 22(180)
- "Random shake" -- An obnoxious conglomerate or a delightful mixture? 24(335)
- MOCK, D. L. (See Barnes, W. P., Jr.). 23(161)

MONTGOMERY, C. D. Some tests on military land vehicles.
6(27)

---- Contrasting land vehicle procedures. 9(63)

MORDARSKI, W. Soft nonlinear mountings. 21(122)

MORGAN, H. M. Some aspects of the behavior of textile materials under impact conditions. 22(159)

MORRIS, DON. Other simulating facilities--decelerating device. 14(59)

MORROW, C. T. and R. B. MUCHMORE. Shortcomings of present methods of measuring and simulating vibration environments. 21(89)

---- Some special considerations in shock and vibration testing. 23(20)

---- Techniques for design to shock and vibration conditions. 24(165)

---- Why test with random vibration? 24(329)

MUCHMORE, R. B. (See Morrow, C. T.). 21(89)

MULLER, J. T. Measuring shock with high speed motion pictures. 8(15)

---- Simulation of shock and vibration for specification compliance. 22(9)

MUSTIN, G. S. Application of aircraft engine container experience to guided missiles. 18(135)

---- Use of the energy method in the design of package cushions. 20(171)

N

NASH, W. A. and W. A. HIJAB. On generalized shock spectra and response surfaces. 23S(12)

NELSON, S. R. C. Ejection of pilots from aircraft. 7(47)

NEW, J. C. Properties of materials under high rates of strain. 11(91)

---- A portable 100-foot drop tester. 20(111)

NIELSEN, H. P. (See Stapp, J. P.). 20(120)

---- (See Sperry, E. G.). 22S(28)

NIETSCH, H. E. Design considerations in the selection of isolators. 17(180)

NILES, C. H. Some problems related to the use of vibration mounts in guided missiles. 17(173)

NISENOFF, N. Instrumentation for acceleration measurements. 17(133)

NOONAN, E. F. Environmental vibration testing for shipboard equipment. 23(31)

NORGORDEN, O. and F. J. SHANAHAN. A device for mechanical test of electronic equipment. 3(43)

NUTTER, R. D. Design problems of a linear acceleration tester. 17(102)

O

OLDS, R. H. Vibration studies for a supersonic railway. 14(21)

OLESON, M. W. and R. E. BLAKE. Studies of random vibration. 24(133)

---- (See Blake, R. E.). 24(338)

OLIVER, R. H. The history and development of the high-impact shock-testing machine for lightweight equipment. 3(3)

ORENSTEEN, R. B. Some factors in the design of package cushioning. 20(82)

ORLACCHIO, A. W. (See Biamonte, O. A.). 23(278)

---- (See Dranetz, A. I.). 24(304)

OTT, P. W. Rational approach to vibration test specifications. 17(26)

OTTESTAD, J. B. Development and operation of shock towers for missile and missile components. 22(113)

---- The Hyge actuator in shock testing. 23(143)

OYHUS, F. A. Instrumentation for shock and vibration in flight test vehicles. 17(145)

P

PAUL, R. G. Problems of controlling atmosphere in metal containers. 21(82)

PAUSEY, J. Admiralty field instrumentation for shock and vibration investigation. 9(1)

PEPPER, EDWARD. Recovery systems for guided missiles and components. 19(34)

PERLS, T. A. A bar-magnet velocity meter. 17(110)

PIAN, T. H. (See Bisplinghoff, R. L.). 7(29)

POWELL, B. L. (See Lanier, B. E.). 22(47)

POWELL, H. R. Drop-table type shock tester. 17(61)

---- Shockproof control relay for rocket applications. 17(164)

PRIEBE, F. K. Vehicular shock and vibration instrumentation and measurements with special consideration of military vehicles. 6(1)

---- An analyzer for use in analyzing shock and vibration records. 15(47)

---- Magnetic tape vibration recorder. 16(88)

PUSEY, H. C. (See Stowell, F.). 21(165)

R

RAMBERG, WALTER. The measurement of mechanical transients following landing impact of a model airplane. 7(39)

REED, N. L. Shock resisting materials and fabrication methods for guided missiles. 18(106)

REZNEK, BEN. Design and evaluation of a small, compressed crystal type, high-internal-capacitance accelerometer. 24(291)

RICH, H. L. Air-blast research at the Taylor Model Basin. 4(11)

- RICH, H. L. Recent laboratory tests of multifrequency reed gages. 16(92)
- Shock tests against the USS ULUA(SS428). 20(177)
- Shock in ships. 21(150)
- Shock studies on wooden-hull Naval vessels. 22(167)
- and C. M. ATCHISON. Shock motions in missile ships in service. 24(268)
- RIDENOUR, L. N. The philosophy of guided-missile design. 18(1)
- RINEHART, J. S. Behavior of metals under high transient stress waves. 14(16)
- RINGLEB, F. O. Cable impact and vibration problems. 19(129)
- ROBBINS, J. D. Development of a white-noise vibration test for electron tubes. 23(251)
- Recording transients of electron tubes under high-impact shock. 24(189)
- ROBERSON, R. E. (See Ausman, J. S.). 24S(12)
- ROBERTS, E. R. and K. J. KORPI. Elimination of ignition shock in booster rockets. 18(44)
- ROBINSON, L. G. Types of equipment now in use for laboratory testing of missile containers. 21(176)
- ROGERS, O. R. Noise reduction by design. 12&13(11)
- and R. F. COOK. Environmental aspects of sonic fatigue. 24(252)
- ROGERS, T. W. A lesson on transportation of equipment. 18(138)
- ROOP, W. P. Basic concepts of laboratory simulation and their significance to the designer. 10(1)
- ROY, N. H. Some instruments used in impact and road tests of railway equipment. 15(29)
- RUGGLES, R. D. The compatibility of shock spectra with shock design factors. 20(7)

RYKEN, J. M. (See Welmers, E. T.). 24(14)

S

SAIN, W. H. Mechanical properties of special tubes under high acceleration. 24(195)

SANDERS, S. P. Pneumatic-hydraulic impactors for producing controlled accelerations. 23(150)

SANTI, G. P. Acceleration problems in ejection-seat design. 22S(40)

SARRIS, D. S. (See Ausman, J. S.). 24S(12)

SCHATZ, G. W. A step function acceleration machine for light-weight test specimens. 23(179)

SCHERBERG, M. G. (See Foote, J. R.). 19(105)

SCHLOSS, F. Development of a nonlinear resilient mounting for Naval use. 22(84)

SCHNEE, M. (See Wohl, R. J.). 23(262)

SCHREYER, W. C. and K. B. YOST. Electro-hydraulic vibration testing techniques for large specimens. 24(147)

SCHROEDER, H. A. Pertinent studies of human tolerance to acceleration. 19(186)

SCHWAGER, W. P. Environmental testing of production missile components. 24(110)

SEELEY, R. E. The vibration of heavy ordnance carried externally by aircraft. 22(173)

SETTE, W. J. A brief survey of developments in shock at Admiralty agencies. 17(9)

SETTERLUND, G. G. (See Skoog, J. A.). 24(46)

SHANAHAN, F. J. (See Norgorden, O.). 3(43)

SHAW, J. E. Brief resume of recent British shock trials in ships. 9(35)

SHOTLAND, E. Types of vibrations in supersonic, ram-jet powered missiles with variable incidence wings. 18(91)

- SIGLEY, D. T. Accelerations produced by control of guided missiles. 5(41)
- Sinusoidal vibration testing is at present adequate. 24(337)
- SINK, R. L. The integrating recording galvanometer. 14(104)
- SKOGLUND, V. J. (See Adams, P. H.). 24(156)
- SKOOG, J. A. and G. G. SETTERLUND. The Bomarc flight vibration and its development into an equipment vibration specification. 24(46)
- SLATER, I. G. Review of metallurgical factors involved in the failure of structures or components by shock or vibration. 5(47)
- SMILG, BENJAMIN. The influence of flutter and other aeroelastic problems upon the design of high-speed aircraft. 12&13(99)
- SMITH, E. R. (See Edelman, Seymour). 23(175)
- (See Jones, Earle). 23(234)
- SOENNICHSEN, M. E. A photographic method of measuring rates of descent in aircraft landings. 12&13(132)
- SPERRY, E. G., H. P. NIELSEN and I. M. BARASH. Downward ejections at high speeds and high altitudes. 22S(28)
- SPRENKLE, W. H. Applications of high-speed moving pictures to shock studies. 17(189)
- STALLARD, R. L. The validity of the single-degree-of-freedom system analog for vibration analysis. 24(70)
- STAPP, J. P. Tolerance to abrupt deceleration. 19(167)
- and H. P. NIELSEN. Proposed tests for escape from very high velocity aircraft. 20(120)
- STAVROS, F. O. (See York, K. G.). 24(127)
- STEELE, J. E. Motion sickness. 22S(1)
- STEELE, T. W. (See DeMichele, D. J.). 16(106)
- STINCHFIELD, J. M. and R. E. DORRELL. White-noise testing of electron tubes. 23(257)

STONER, R. Some factors which make missile packaging unique. 21(4)

STOWELL, F., H. C. PUSEY and K. M. CARR. Some aspects of shock and vibration in common carriers. 21(165)

STREETER, V. L. and V. F. VOLPE. Crushable materials as shock cushioning. 19(23)

STUART, D. A. (See Angelus, T. A.). 23(202)

STURM, T. F. The concepts of a hydraulic vibrator and the philosophy which led to its development. 24(143)

SUESSLE, R. H. Vibration and shocks encountered by mines during shipment in a railroad freight car. 6(81)

SUNDBY, G. B. (See McDonald, J. J.). 16(70)

T

TAIT, N. Vibration performance of airborne radar by high-speed photography. 22(198)

TALCOTT, J. W. Design of clock-type mechanisms to meet extreme shock and vibration requirements. 20(135)

TALLMAN, C. R. Evaluation of vibration problems, criteria, and techniques. 24(105)

TAYLOR, E. C. Underwater explosion pressure transient simulator or hydraulic shock machine. 17(70)

TEASLEY, C. J. (See Fetty, K. C.). 24(210)

TERRELL, O. D. Application of torpedo knowledge to guided missiles based on experience at the Naval Ordnance Test Station. 18(89)

---- Water-entry problems of air cargo. 19(80)

THOMAS, C. E. (See Granick, Neal). 24(219)

THOMPSON, S. P. Calibration methods for vibration pickups. 5(61)

THOMSON, W. T. Vibration isolation under random excitation. 24S(1)

---- and M. V. BARTON. Response of mechanical systems to random excitation. 24S(7)

- THRASHER, R. W. (See Weaver, J. R., Jr.). 21(47)
- THRONLSEN, E. O. Ground simulation of flight vibrations. 14(100)
- TILLOU, F. M. (See Metzgar, K. J.). 24(63)
- TRBOVICH, M. Contribution of structure vibration to the arcing-type electrical fault in aircraft. 12&13(167)
- TRENT, H. M. Analogue machines as aids to simulation and analysis. 10(21)
- A differential analyzer for reducing field data. 17(140)
- TUCKERMAN, L. B. Possibilities and limitations of model techniques for design and testing procedures. 11(1)
- TURNER, M. J. Environmental vibration problems on large jet-propelled aircraft. 22(34)
- TYLER, E. F. (See Dennis, P. A.). 14(32)
- TYLER, J. M. Aircraft powerplant vibrations. 12&13(22)

U

- UNHOLTZ, KARL. MB velocity meters. 8(28)
- (See Granick, Neal). 17(84)
- (See Conrad, R. W.). 17(120)
- UPHAM, J. and A. DRANETZ. A tape recording accelerometer for laboratory playback, analysis and simulation. 23(223)

V

- VANE, F. F. Survey of shock measurements. 4(3)
- Some German methods of investigating forces in vehicles. 6(59)
- Definitions in specifications. 17(21)
- VASILIK, J. (See Korda, P. B.). 24(174)
- VIGNESS, I. Introductory remarks on shock instrumentation. 6(91)

VIGNESS, I. Discussion of some peak reading instruments.
16(120)

---- and V. S. HARDY. Vibration on ships. 21(146)

VLASIC, F. R. Highlights on available knowledge and
potential developments. 19(192)

VOLPE, V. F. (See Streeter, V. L.). 19(23)

VON BRAUN, WERNHER. Vibration problems in the V-2 and
similar guided missiles. 14(72)

W

WALSH, J. E. Vibration problems in aircraft. 7(13)

WALSH, J. P. A review of the report on the Cameron trials.
4(59)

---- Some considerations concerning package cushioning.
15(56)

---- Designing for shock -- a status report. 20(1)

WARREN, R. W. Simulating and controlling response of a fuze
package. 23(36)

WAYLAND, J. H. Impact and penetration of water. 5(9)

WEAVER, J. R., Jr., and R. W. THRASHER. Development of
steel shipping containers for the Nike missile. 21(47)

WEAVER, P. R. and R. N. EVENSON. The development and use of
a statistical accelerometer. 20(141)

WEEBER, C. G. Contrasting procedures for aircraft. 9(25)

WEISS, D. E. Properties and uses of resistance strain
gages. 8(1)

WELLER, R. K. Methods of achieving missile reliability.
18(9)

WELMERS, E. T. Missile vibrations and instrumentation.
18(80)

---- and J. M. RYKEN. Survey of vibration data for MX-776.
24(14)

- WENK, EDWARD, Jr. New proposals for the strength design of guns, mounts and turrets. 11(33)
- WERNICKE, B. K. Theory and design of aerial camera vibration isolation and stabilization. 20(104)
- WESTGATE, H. E. A new 300-foot Universal drop tower. 23(136)
- WHEATON, E. P. Designing missiles to fly. 18(13)
- WHEELER, R. C. H. (See Kinney, G. F.). 24S(31)
- WHEELER, R. F. Parachute opening and ground impact. 19(156)
- WHITELEY, T. (See Fine, A.). 23(184)
- WHITLOCK, R. S. Significance of vibration aging reviewed and analyzed. 23(283)
- WILLIAMSON, H. E. Concepts behind specifications for components on missiles. 18(120)
- WILLSON, A. R. Vibration test methods and equipment. 22(56)
- WILSON, R. D. Interpreting the results of vacuum tubes under test. 24(202)
- WIMPEY, J. L. Acceleration spectral density spectrum. 23(111)
- WINSON, J. The effect of the control servomechanism on the flutter of a guided missile. 14(79)
- WOHL, R. J. and M. SCHNEE. Impulse vs. steady-state excitation in the evaluation of electron tubes. 23(262)
- WOOD, D. S. The delay time for yielding in mild steel. 14(1)
- WOODWARD, K. E. Evaluating shock and vibration resistance in terms of laboratory test failures. 20(52)
- WOOLEN, W. S. Application of the guide-surface parachute as a stabilizing and velocity control accessory for aircraft torpedoes. 19(85)
- WRENCH, J. W., Jr. Shock damage to a system with a single degree of freedom. 4(31)

Y

YEAGER, R. G. Problems in the field of high-frequency vibration testing. 22(65)

YORGIADIS, ALEXANDER. Acceleration waveforms of some commonly used mechanical vibration tables. 23(45)

YORK, K. C. and F. O. STAVROS. Repetitive shock testing in guided missile production. 24(127)

---- Missile Damage - CAGI depth charge shock tests. 24(282)

YOST, K. B. (See Schreyer, W. C.). 24(147)

YOUNGS, H. S. (See Craig, D. R.). 20(160)

Z

ZAND, S. J. Three hundred years of vibration engineering. 12&13(1)

ZEITLIN, M. M. Simulation of jato-thrust transients. 18(51)

Appendix B

Subject Listing

Shock and Vibration Bulletins 1 Through 35

These are available from Defense Documentation Center, Cameron Station, Alexandria, Virginia 22314. Parts 2 through 7 of Bulletin No. 35 are also available from the Clearinghouse for Federal Scientific and Technical Information, U.S. Department of Commerce, Springfield, Virginia 22151.

Bull. No.	Subject	Part No.	Date	DDC No.
1	Preliminary planning and discussions	-	1-47	ATI 135903
2	Definitions; NRL facilities	-	3-47	ATI 75123
3	NOL and DTMB facilities	-	5-47	ATI 75119
4	Shock in ships	-	7-47	ATI 110642
5	Ordnance shock and vibration	-	9-47	ATI 28813
6	Transportation shock and vibration	-	11-47	ATI 135902
7	Shock and vibrations pertaining to structures and their effects on personnel	-	1-48	ATI 75153
8	Instrumentation and criteria	-	3-48	ATI 72600
9	Shock and vibration pertaining to ships and land vehicles	-	4-48	ATI 54047
10	Laboratory simulation of shock and vibration	-	10-48	ATI 73256
11	Possibilities and limitations of model techniques for design purposes	-	2-49	ATI 73257
12,13	Shock and vibration pertaining to aircraft	-	9-49	ATI 82669
14	Shock and vibration problems in missiles and rockets	-	12-49	ATI 95229
15	Effects of mechanical shock and vibration upon military shipments conveyed by common carrier	-	3-50	ATI 93010
16	What can we do now to protect military shipments from shock and vibration damage	-	10-50	ATI 111265
17	Present-day concepts for preventing shock and vibration damage to military shipments	-	3-51	ATI 135891
18	Shock and vibration problems confronting the missile industry	-	8-51	ATI 136855
		Suppl.	5-52	

Bull. No.	Subject	Part No.	Date	DDC No.
19	Air drop in flight and impact upon landing	-	2-53	AD 9513
20	Evaluation of factors pertaining to shock and vibration resistance	-	5-53	AD 20061
21	Packaging guided missiles to withstand shock and vibration during shipment and storage	-	11-53	AD 55364
22	Shock and vibration environment and its effects on military equipment and personnel	-	7-55	AD 79606
		Suppl.	7-55	AD 94697
23	Laboratory simulation	-	6-56	AD 104337
		Suppl.	6-56	AD 104338
24	Missile structure and its electronics	-	2-57	AD 320434
		Suppl.	2-57	
25	Damage criteria for shock and vibration	1	12-57	AD 320435
		2	12-57	AD 247148
26	Nature, measurement and estimation of missile environment	1	9-58	AD 300700
		2	12-58	AD 200700
27	Simulation of missile environments	1	6-59	AD 306004
		2	6-59	AD 212975
		3	6-59	AD 212976
		4	6-59	AD 212977
28	Survival of military equipment in a hot war environment	1	7-60	AD 318006
		2	7-60	AD 318005
		3	9-60	AD 244784
		4	8-60	AD 244857
29	Environments and environmental testing; environmental problems in protective construction	1	3-61	AD 322688
		2	3-61	AD 322687
		3	7-61	AD 260564
		4	6-61	AD 259522
30	Extreme operational environments; transportation and packaging environments	1	3-62	AD 328848
		2	1-62	AD 273514
		3	2-62	AD 273515
		4	4-62	AD 276198
		5	5-62	AD 276199

Bull. No.	Subject	Part No.	Date	DDC No.
31	Application of environmental data to specifications and design criteria	1	1-63	AD 336211
		2	3-63	AD 403814
		3	4-63	AD 404190
32	Protective construction	1	11-63	AD 425824
		2	8-63	AD 422046
		3	12-63	AD 428560
33	Application of environmental data	1	2-64	AD 348503
		2	2-64	AD 432931
		3	3-64	AD 435514
		4	3-64	AD 433726
34	Designing for the dynamic environment	1	2-65	AD 360000
		2	12-64	AD 460000
		3	12-64	AD 460001
		4	2-65	AD 460002
		5	2-65	AD 461200
35	Various topics Vibration-testing Structural analysis Instrumentation Transportation; shock and vibration isolation Shock testing; specification of shock Prediction of vibration environment; damping and nonlinear analysis	1	3-66	AD 371853
		2	1-66	AD 628599
		3	1-66	AD 628600
		4	2-66	AD 631233
		5	2-66	AD 631234
		6	4-66	AD 633076
		7	4-66	AD 633096