

UNCLASSIFIED

AD NUMBER

ADB090882

LIMITATION CHANGES

TO:

Approved for public release; distribution is unlimited.

FROM:

Distribution authorized to U.S. Gov't. agencies only; Test and Evaluation; 25 MAY 1983. Other requests shall be referred to Defense Nuclear Agency, Washington, DC 20305.

AUTHORITY

DNA per ltr, 6 Oct 1986

THIS PAGE IS UNCLASSIFIED

AD B0 90 882

AUTHORITY:

DNA etc.

6 Oct 86



**THIS REPORT HAS BEEN DELIMITED
AND CLEARED FOR PUBLIC RELEASE
UNDER DOD DIRECTIVE 5200.20 AND
NO RESTRICTIONS ARE IMPOSED UPON
ITS USE AND DISCLOSURE.**

DISTRIBUTION STATEMENT A

**APPROVED FOR PUBLIC RELEASE,
DISTRIBUTION UNLIMITED.**

2

DNA-TR-82-05-V2

ANALYSIS OF RADIATION EXPOSURE FOR NAVAL UNITS OF OPERATION CROSSROADS

Volume II—(Appendix A) Target Ships

AD-B090 882

Science Applications, Inc.
P.O. Box 1303
McLean, VA 22101-1303

3 March 1982

Technical Report

CONTRACT No. DNA 001-82-C-0012

Distribution limited to US Government Agencies only;
Test and Evaluation, 25 May 1983. Other requests for
this document must be referred to the Director, Defense
Nuclear Agency, Washington, DC 20305.

THIS WORK WAS SPONSORED BY THE DEFENSE NUCLEAR AGENCY
UNDER RDT&E RMSS CODE B384082466 V99QAXNA00011 H2590D.

Prepared for
Director
DEFENSE NUCLEAR AGENCY
Washington, DC 20305

DTIC
ELECTE
APR 24 1985
S B

DTIC FILE COPY

85 03 11 108

Destroy this report when it is no longer
needed. Do not return to sender.

PLEASE NOTIFY THE DEFENSE NUCLEAR AGENCY,
ATTN: STTI, WASHINGTON, D.C. 20305, IF
YOUR ADDRESS IS INCORRECT, IF YOU WISH TO
BE DELETED FROM THE DISTRIBUTION LIST, OR
IF THE ADDRESSEE IS NO LONGER EMPLOYED BY
YOUR ORGANIZATION.



20. ABSTRACT (Continued)

this methodology. Doses for all other ships are summarized. Volume II (Appendix A) details the results for target ship personnel. Volume III (Appendix B) details the results for support ship personnel. Calculated doses for more than 36,000 personnel aboard support ships while at Bikini range from zero to 1.7 rem. Of those, approximately 34,000 are less than 0.5 rem. From the models provided, doses due to target ship reboarding and doses accrued after departure from Bikini can be calculated, based on the individual circumstances of exposure.

Accession For	
NTIS GRA&I	<input type="checkbox"/>
DTIC TAB	<input checked="" type="checkbox"/>
Unannounced	<input type="checkbox"/>
Justification	
By	
Distribution/	
Availability Codes	
Dist	Avail and/or Special
B-3	



**ANALYSIS OF RADIATION EXPOSURES FOR
NAVAL UNITS OF OPERATION CROSSROADS**

VOLUME II

APPENDIX A: TARGET SHIPS

TABLE OF CONTENTS

<u>SECTION</u>		<u>PAGE</u>
A-1	INTRODUCTION	5
A-2	NON-REMANNED TARGET SHIP PARTICIPATION SUMMARIES	7
	USS ANDERSON (DD-411)	8
	USS APOGON (SS-308)	9
	USS ARDC-13	10
	USS ARKANSAS (BB-33)	12
	USS BANNER (APA-60)	14
	USS BARROW (APA-61)	16
	USS BRACKEN (APA-64)	18
	USS BRISCOE (APA-65)	20
	USS BRULE (APA-66)	22
	USS BUTTE (APA-68)	24
	USS CARLISLE (APA-69)	26
	USS CARTERET (APA-70)	28
	USS CATRON (APA-71)	30
	USS CRITTENDEN (APA-77)	32
	USS DAWSON (APA-79)	34
	USS FALLON (APA-81)	36
	USS GASCONADE (APA-85)	38
	USS GILLIAM (APA-57)	40
	USS HUGHES (DD-410)	42
	USS INDEPENDENCE (CVL-22)	44
	USS LAMSON (DD-367)	46
	USS LCI-327	48
	USS LCI-332	50
	USS LCI-620	52
	USS LSM-60	53
	USS LST-52	54
	USS LST-125	56
	USS LST-133	58
	USS LST-220	60
	USS LST-545	62
	USS LST-661	64
	USS MAYRANT (DD-402)	66
	USS MUGFORD (DD-389)	68
	USS MUSTIN (DD-413)	70
	NAGATO (EX-JAPANESE BR)	72
	USS NEVADA (BB-36)	74
	USS NEW YORK (BB-34)	76
	USS PENNSYLVANIA (BB-38)	78

TABLE OF CONTENTS (Continued)

<u>SECTION</u>		<u>PAGE</u>
A-2	USS PENSACOLA (CA-24)	80
	USS PILOTFISH (SS-386)	82
	FRINZ EUGEN (EX-GERMAN CA)	84
	USS RALPH TALBOT (DD-390)	86
	USS RHIND (DD-404)	88
	SAKAWA (EX-JAPANESE CL)	90
	USS SALT LAKE CITY (CA-25)	92
	USS SARATOGA (CV-3)	94
	USS SKATE (SS-305)	96
	USS SKIPJACK (SS-184)	98
	USS STACK (DD-406)	100
	USS TRIPPE (DD-403)	102
	USS WAINWRIGHT (DD-419)	104
	USS WILSON (DD-408)	106
	USS YO-160	108
	USS YOG-83	110
	USS LCT-412	112
	USS LCT-414	113
	USS LCT-705	114
	USS LCT-746	116
	USS LCT-812	117
	USS LCT-816	118
	USS LCT-818	120
	USS LCT-874	122
	USS LCT-1013	124
	USS LCT-1078	126
	USS LCT-1112	128
	USS LCT-1113	130
	USS LCT-1114	132
	USS LCT-1115	133
	USS LCT-1175	134
	USS LCT-1187	135
	USS LCT-1237	136
A-3	REMANDED TARGET SHIP PARTICIPATION SUMMARIES	137
	USS BLADEN (APA-63)	138
	USS CONYNGHAM (DD-371)	142
	USS CORTLAND (APA-75)	144
	USS DENTUDA (SS-335)	148
	USS FILLMORE (APA-83)	150
	USS GENEVA (APA-86)	153
	USS LCI-329	156
	USS LCI(L)-549	158
	USS LCI(L)-615	160
	USS NIAGARA (APA-87)	163
	USS PARCHE (SS-384)	166
	USS SEARAVEN (SS-196)	168
	USS TUNA (SS-203)	170

LIST OF ILLUSTRATIONS

<u>FIGURE</u>		<u>PAGE</u>
NON-REMANED TARGET SHIP GAMMA INTENSITY CURVES		
A-1	Shipboard Gamma Intensity vs. Time - USS ARDC-13	11
A-2	Shipboard Gamma Intensity vs. Time - USS BANNER (APA-60)	15
A-3	Shipboard Gamma Intensity vs. Time - USS BARROW (APA-61)	17
A-4	Shipboard Gamma Intensity vs. Time - USS BRACKEN (APA-64)	19
A-5	Shipboard Gamma Intensity vs. Time - USS BRISCOE (APA-65)	21
A-6	Shipboard Gamma Intensity vs. Time - USS BRULE (APA-66)	23
A-7	Shipboard Gamma Intensity vs. Time - USS BUTTE (APA-68)	25
A-8	Shipboard Gamma Intensity vs. Time - USS CARTERET (APA-70)	29
A-9	Shipboard Gamma Intensity vs. Time - USS CATRON (APA-71)	31
A-10	Shipboard Gamma Intensity vs. Time - USS CRITTENDEN (APA-77)	33
A-11	Shipboard Gamma Intensity vs. Time - USS DAWSON (APA-79)	35
A-12	Shipboard Gamma Intensity vs. Time - USS FALLON (APA-81)	37
A-13	Shipboard Gamma Intensity vs. Time - USS GASCONADE (APA-85)	39
A-14	Shipboard Gamma Intensity vs. Time - USS HUGHES (DD-410)	43
A-15	Shipboard Gamma Intensity vs. Time - USS INDEPENDENCE (CVL-22)	45
A-16	Shipboard Gamma Intensity vs. Time - USS LCI-327	49
A-17	Shipboard Gamma Intensity vs. Time - USS LCI-332	51
A-18	Shipboard Gamma Intensity vs. Time - USS LST-52	55
A-19	Shipboard Gamma Intensity vs. Time - USS LST-133	59
A-20	Shipboard Gamma Intensity vs. Time - USS LST-220	61
A-21	Shipboard Gamma Intensity vs. Time - USS LST-545	63
A-22	Shipboard Gamma Intensity vs. Time - USS LST-661	65
A-23	Shipboard Gamma Intensity vs. Time - USS MAYRANT (DD-402)	67
A-24	Shipboard Gamma Intensity vs. Time - USS MINGFORD (DD-389)	69
A-25	Shipboard Gamma Intensity vs. Time - USS MUSTIN (DD-413)	71
A-26	Shipboard Gamma Intensity vs. Time - NAGATO (EX-JAPANESE BB)	73
A-27	Shipboard Gamma Intensity vs. Time - USS NEVADA (BB-36)	75
A-28	Shipboard Gamma Intensity vs. Time - USS NEW YORK (BB-34)	77
A-29	Shipboard Gamma Intensity vs. Time - USS PENNSYLVANIA (BB-38)	79
A-30	Shipboard Gamma Intensity vs. Time - USS PENSACOLA (CA-24)	81
A-31	Shipboard Gamma Intensity vs. Time - PRINZ EUGEN (EX-GERMAN CA)	85
A-32	Shipboard Gamma Intensity vs. Time - USS RALPH TALBOT (DD-390)	87
A-33	Shipboard Gamma Intensity vs. Time - USS RHIND (DD-404)	89
A-34	Shipboard Gamma Intensity vs. Time - USS SALT LAKE CITY (CA-25)	93
A-35	Shipboard Gamma Intensity vs. Time - USS SKATE (SS-305)	97
A-36	Shipboard Gamma Intensity vs. Time - USS SKIPJACK (SS-184)	99
A-37	Shipboard Gamma Intensity vs. Time - USS STACK (DD-406)	101
A-38	Shipboard Gamma Intensity vs. Time - USS TRIPPE (DD-403)	103
A-39	Shipboard Gamma Intensity vs. Time - USS WAINWRIGHT (DD-419)	105
A-40	Shipboard Gamma Intensity vs. Time - USS WILSON (DD-408)	107
A-41	Shipboard Gamma Intensity vs. Time - USS YOG-83	111
A-42	Shipboard Gamma Intensity vs. Time - USS LCT-705	115

LIST OF ILLUSTRATIONS (Concluded)

<u>FIGURE</u>		<u>PAGE</u>
A-43	Shipboard Gamma Intensity vs. Time - USS LCT-816	119
A-44	Shipboard Gamma Intensity vs. Time - USS LCT-818	121
A-45	Shipboard Gamma Intensity vs. Time - USS LCT-874	123
A-46	Shipboard Gamma Intensity vs. Time - USS LCT-1013	125
A-47	Shipboard Gamma Intensity vs. Time - USS LCT-1078	127
A-48	Shipboard Gamma Intensity vs. Time - USS LCT-1112	129
A-49	Shipboard Gamma Intensity vs. Time - USS LCT-1113	131

REMANED TARGET SHIP GAMMA INTENSITY CURVES

A-50	Shipboard Gamma Intensity vs. Time - USS CONYNGHAM (DD-371)	143
A-51	Shipboard Gamma Intensity vs. Time - USS DENTUDA (SS-335)	149
A-52	Shipboard Gamma Intensity vs. Time - USS LCI(L)-329	157
A-53	Shipboard Gamma Intensity vs. Time - USS LCI(L)-549	159
A-54	Shipboard Gamma Intensity vs. Time - USS PARCHE (SS-384)	167
A-55	Shipboard Gamma Intensity vs. Time - USS SEARAVEN (SS-196)	169
A-56	Shipboard Gamma Intensity vs. Time - USS TUNA (SS-203)	171
A-57	Post Bikini Dose Nomograph	172
A-58	Shot ABLE Red Lines	173
A-59	Shot ABLE Blue Lines	174
A-60	Shot BAKER Red Lines	175
A-61	Shot BAKER Blue Lines	176

LIST OF TABLES

<u>TABLE</u>		<u>PAGE</u>
A-1	Calendar Date Conversions for Operation CROSSROADS	177

A-1 INTRODUCTION

Eighty-four (84) ships were designated as target ships in support of Operation CROSSROADS. With the exception of seventeen (17) LCTs that were transported to Bikini and had no deck logs maintained on them, all of the target ships had been sailed to Bikini with a normal crew complement. The purpose of this appendix is to summarize the radiation dose history of the target ship crews while at Bikini and to provide the user with sufficient data to calculate personnel exposures subsequent to their departure from the lagoon. The final disposition of each target ship is also included.

In the organization of Appendix A, the 84 target ships have been categorized as either being NON-REMANDED (includes UNMANNED) or REMANNED and sailed away. There were seventy-one (71) target ships in the NON-REMANDED category, including the 17 LCTs that were transported to the lagoon. Only thirteen (13) of the target ships were REMANNED after Shot BAKER and sailed away.

Crews of target ships were housed on personnel transports during and following the two detonations. The crews of ships that were subsequently sunk or rendered uninhabitable by Shot ABLE and/or BAKER continued living aboard transport ships. Generally, the crews of non-remanned target ships were disbanded (either at Bikini or Kwajalein) prior to their return to Hawaii or CONIUS. In those instances when a crew was disbanded prior to its departure from Bikini Lagoon, the reconstruction dose is developed until the date the majority of the crew can no longer be identified as a discrete unit. In those instances when a crew was disbanded while at Kwajalein, the reconstructed dose is developed until the transport that housed the crews departed Bikini.

Section A-2 of this appendix contains a Target Ship Participation Summary sheet and a Shipboard Gamma Intensity Curve (unless the vessel sunk as a result of Shot ABLE or BAKER) for each of the NON-REMANDED target ships. The curves are included to permit dose calculations for CROSSROADS participants after they left Bikini. These data sheets are presented in alphabetical order by ship name with the

exception of the LCTs, which were unmanned at all times while at Bikini and have been treated as a subset of the NON-REMANDED ship category. Where radiological data and ship/crew locations are known for the LCTs, this data is provided.

Section A-3 contains similar data sheets for each of the thirteen (13) remanned target ships that were sailed away after Shot BAKER. For six (6) of these ships, the radiological data does not exist to reconstruct their shipboard intensity curves. In these cases, the curves have been replaced with the ship's Path Report, which details the ship's movements through areas of radiological significance while at Bikini, and a Radiological Report, which is a day-by-day compilation of the reconstructed film badge dose for the crew while aboard the ship until its departure from the lagoon. The Target Ship Participation Summary sheets for these six ships include a ship contamination factor when departing Bikini that should be used in conjunction with the nomograph in Figure A-57 to calculate crew exposures subsequent to their departure from Bikini.

Because these thirteen (13) target ships were remanned and sailed away after Shot BAKER, it was necessary in some instances for the crews to periodically reboard the target vessels while at Bikini for decontamination work and to make general repairs to the ship. For the days when this occurred (as extracted from the ship's deck logs), the average crewmember dose is calculated using:

$$D = \frac{N}{24} D_{TS} + \frac{24-N}{24} D_{evac}$$

- where
- D = average crewmember film badge dose
 - N = number of hours aboard the target ship (from deck logs)
 - D_{TS} = daily topside film badge dose on the target ship (derived from the ship's gamma intensity curve or the radiological report)
 - D_{evac} = daily film badge dose on the evacuation ship (from VOLUME III, APPENDIX B, of this report)

SECTION A-2
NON-REMANED TARGET SHIP
PARTICIPATION SUMMARIES

TARGET SHIP PARTICIPATION SUMMARY

NON-REMANED

SHIP: USS ANDERSON (DD-411)

CREW SIZE: 105

MISSION: USS ANDERSON was a CROSSROADS target ship and arrived at Bikini prior to June 30, 1946 to prepare for the operation. It was anchored in the lagoon and remained there as one of the 84 target ships for the nuclear test detonation that occurred on July 1, 1946.

SHOT DATA:	<u>TEST</u>	<u>DATE (TIME)</u>	<u>YIELD</u>	<u>TYPE DETONATION</u>
	ABLE	1 July 46 (0900)	23 KT	Air Burst (+520 ft)

AVERAGE CREW MEMBER DOSE HISTORY

<u>DATE (1946)</u>	<u>CREW LOCATION</u>	<u>RECONSTRUCTED FILM BADGE DOSE (REM)</u>
30 June - 8 July	ABLE Evacuated aboard BAYFIELD (APA-33) (Observed Shot ABLE from a distance of 21 miles)	0.001
9 July - 23 August	BAKER Evacuated aboard AJAX (AR-6) which departed Bikini on 23 August. (Observed shot Baker from a distance of 15.5 miles)	0.191

Total calculated dose while at Bikini: 0.192 REM

This reconstruction does not include time aboard the target ship for activities such as damage control, decontamination or inspection after the detonations except when the entire crew returned to live aboard the ship.

FINAL DISPOSITION: ANDERSON sank in Bikini lagoon on July 1, 1946 as a result of Shot ABLE.

TARGET SHIP PARTICIPATION SUMMARY

NON-REMANED

SHIP: USS APOGON (SS-308)

CREW SIZE: 54

MISSION: USS APOGON was a CROSSROADS target ship and arrived at Bikini prior to June 30, 1946 to prepare for the operation. It was anchored in the lagoon and remained there as one of the 84 target ships for the nuclear test detonations that occurred on July 1 and July 25, 1946.

SHOT DATA:	<u>TEST</u>	<u>DATE (TIME)</u>	<u>YIELD</u>	<u>TYPE DETONATION</u>
	ABLE	1 July 46 (0900)	23 KT	Air Burst (+520 ft)
	BAKER	25 July 46 (0835)	23 KT	Shallow Underwater (-90 ft)

AVERAGE CREW MEMBER DOSE HISTORY

<u>DATE (1946)</u>	<u>CREW LOCATION</u>	<u>RECONSTRUCTED FILM BADGE DOSE (REM)</u>
	ABLE	
30 June - 1 July	Evacuated aboard BOTTINEAU (APA-235) (Observed Shot ABLE from a distance of 25 miles)	0.000
2 July-19 July	Aboard APOGON	0.050
	BAKER	
20 July-7 August	Evacuated aboard BOTTINEAU (Observed Shot BAKER from a distance of 16 miles)	0.143
8 August-17 August 17 August	Aboard FILLMORE (APA-83) Crew transferred to various units as SUBRON II.	0.055

Total calculated dose up until the date when the crew splintered: 0.248 REM

This reconstruction does not include time aboard the target ship for activities such as damage control, decontamination or inspection after the detonations except when the entire crew returned to live aboard the ship.

FINAL DISPOSITION: APOGON sank in Bikini Lagoon on July 25, 1946 as a result of shot BAKER.

TARGET SHIP PARTICIPATION SUMMARY

NON-REMANED

SHIP: USS ARDC-13

CREW SIZE: 4

MISSION: USS ARDC was a CROSSROADS target ship and arrived at Bikini prior to June 30, 1946 to prepare for the operation. It was anchored in the lagoon and remained there as one of the 84 target ships for the nuclear test detonations that occurred on July 1 and July 25, 1946.

SHOT DATA:	<u>TEST</u>	<u>DATE (TIME)</u>	<u>YIELD</u>	<u>TYPE DETONATION</u>
	ABLE	1 July 46 (0900)	23 KT	Air Burst (+520 ft)
	BAKER	25 July 46 (0835)	23 KT	Shallow Underwater (-90 ft)

AVERAGE CREW MEMBER DOSE HISTORY

<u>DATE (1946)</u>	<u>CREW LOCATION</u>	<u>RECONSTRUCTED FILM BADGE DOSE (REM)</u>
	Unknown	

FINAL DISPOSITION: ARDC-13 sank in Bikini lagoon on August 4, 1946 as a result of progressive flooding due to shot BAKER.

TARGET SHIP PARTICIPATION SUMMARY

NON-REMANED

SHIP: USS ARKANSAS (BB-33)

CREW SIZE: 441

MISSION: USS ARKANSAS was a CROSSROADS target ship and arrived at Bikini prior to June 30, 1946 to prepare for the operation. It was anchored in the lagoon and remained there as one of the 84 target ships for the nuclear test detonations that occurred on July 1 and July 25, 1946.

SHOT DATA:	<u>TEST</u>	<u>DATE (TIME)</u>	<u>YIELD</u>	<u>TYPE DETONATION</u>
	ABLE	1 July 46 (0900)	23 KT	Air Burst (+520 ft)
	BAKER	25 July 46 (0835)	23 KT	Shallow Underwater (-90 ft)

AVERAGE CREW MEMBER DOSE HISTORY

<u>DATE (1946)</u>	<u>CREW LOCATION</u>	<u>RECONSTRUCTED FILM BADGE DOSE (REM)</u>
	ABLE	
30 June- 8 July	Evacuated aboard ROCKBRIDGE (APA-228) (Observed Shot ABLE from a distance of 2i miles)	0.009
9 July-17 July	Aboard ARKANSAS	0.015
18 July	Evacuated aboard ROCKBRIDGE	0.000
19 July-23 July	Aboard ARKANSAS	0.006
	BAKER	
24 July-6 August	Evacuated aboard ROCKBRIDGE (Observed Shot BAKER from a distance of 16 miles)	0.148
6 August	Crew transferred to various units.	

Total calculated dose up until the date when the crew splintered: 0.178 REM

This reconstruction does not include time aboard the target ship for activities such as damage control, decontamination or inspection after the detonations except when the entire crew returned to live aboard the ship.

FINAL DISPOSITION: ARKANSAS sank in Bikini lagoon on July 25, 1946 as a result of Shot BAKER.

**DATA NOT AVAILABLE TO RECONSTRUCT
THE SHIPBOARD GAMMA INTENSITY CURVE**

TARGET SHIP PARTICIPATION SUMMARY

NON-REMANNED

SHIP: USS BANNER (APA-60)

CREW SIZE: 104

MISSION: USS BANNER was a CROSSROADS target ship and arrived at Bikini prior to June 30, 1946 to prepare for the operation. It was anchored in the lagoon and remained there as one of the 84 target ships for the nuclear test detonations that occurred on July 1 and July 25, 1946.

SHOT DATA:	<u>TEST</u>	<u>DATE (TIME)</u>	<u>YIELD</u>	<u>TYPE DETONATION</u>
	ABLE	1 July 46 (0900)	23 KT	Air Burst (+520 ft)
	BAKER	25 July '46 (0835)	23 KT	Shallow Underwater (-90 ft)

AVERAGE CREW MEMBER DOSE HISTORY

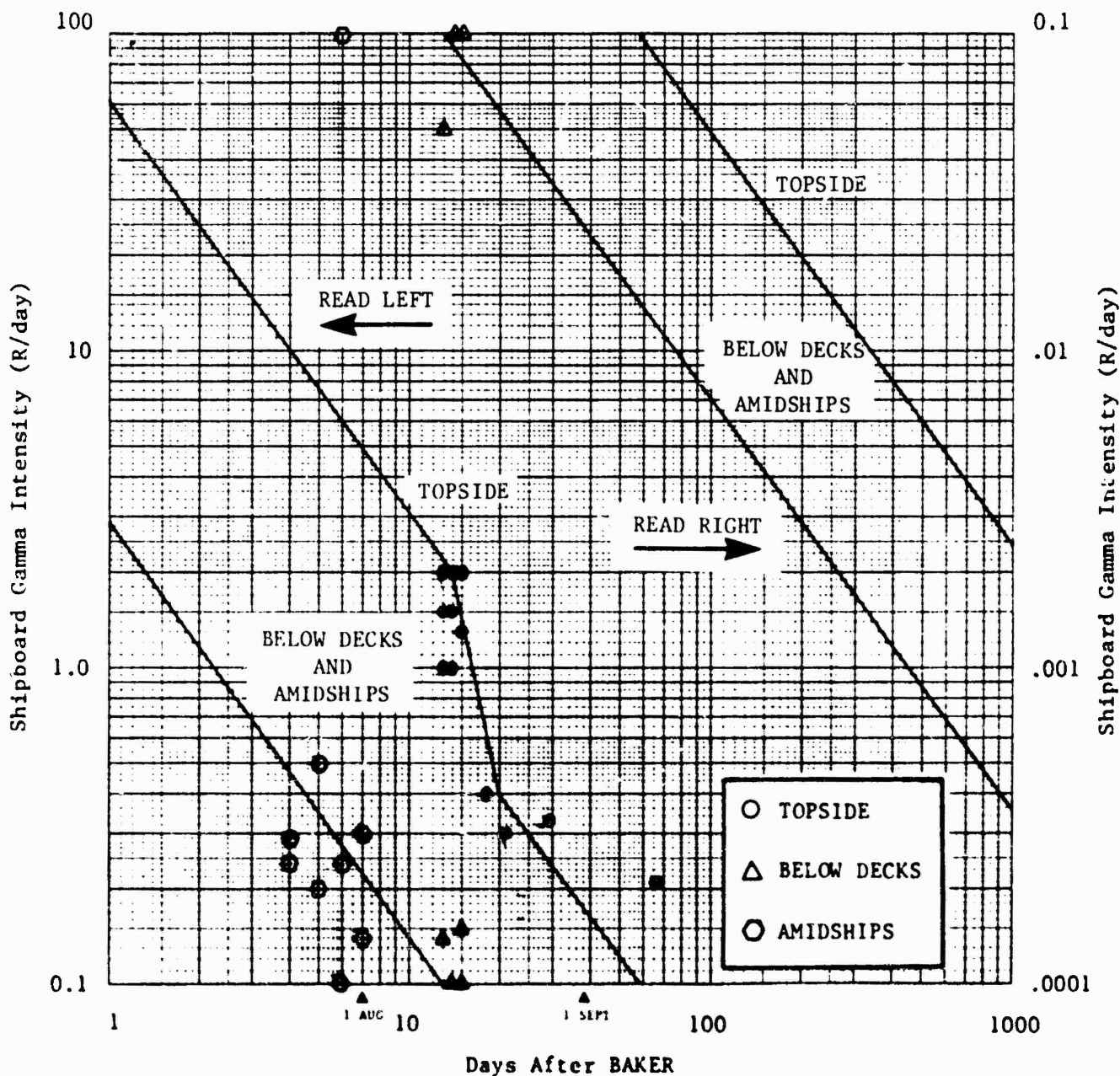
<u>DATE (1946)</u>	<u>CREW LOCATION</u>	<u>RECONSTRUCTED FILM BADGE DOSE (REM)</u>
	ABLE	
30 June - 1 July	Evacuated aboard BOTTINEAU (APA-235) (Observed Shot ABLE from a distance of 25 miles)	0.000
2 July -17 July	Aboard BANNER	0.009
18 July -19 July	Evacuated aboard BOTTINEAU	0.000
20 July -23 July	Aboard BANNER	0.000
	BAKER	
24 July - 7 August	Evacuated aboard BOTTINEAU (Observed shot BAKER from a distance of 16 miles)	0.143
8 August-17 August	Aboard BEXAR (APA-237)	0.098
17 August	Crew transferred to GEORGE CLYMER (64) BEXAR (27), and others (13).	

Total calculated dose up until the date when the crew splintered: 0.250 REM

This reconstruction does not include time aboard the target ship for activities such as damage control, decontamination or inspection after the detonations except when the entire crew returned to live aboard the ship.

FINAL DISPOSITION: BANNER was towed to Kwajalein after CROSSROADS for radiological tests. It was retained there until it was scuttled off Kwajalein on February 16, 1948.

USS BANNER (APA-60)



SHIPBOARD GAMMA INTENSITY CURVES: The average gamma intensity curves for topside amidships, and below decks locations on target ships are discussed in detail in sections 2.4 and 4.0 of the basic report. The data points and average curve are presented as a function of time in days after Shot Baker. The curves are sometimes shown in a folded fashion and care should be exercised when reading the proper intensity scale. In some cases the available data does not discriminate between individual curves for each location.

Figure A-2. Shipboard Gamma Intensity vs. Time - USS BANNER (APA-60)

TARGET SHIP PARTICIPATION SUMMARY

NON-REMANED

SHIP: USS BARROW (APA-61)

CREW SIZE: 114

MISSION: USS BARROW was a CROSSROADS target ship and arrived at Bikini prior to June 30, 1946 to prepare for the operation. It was anchored in the lagoon and remained there as one of the 84 target ships for the nuclear test detonations that occurred on July 1 and July 25, 1946.

SHOT DATA:	<u>TEST</u>	<u>DATE (TIME)</u>	<u>YIELD</u>	<u>TYPE DETONATION</u>
	ABLE	1 July 46 (0900)	23 KT	Air Burst (+520 ft)
	BAKER	25 July 46 (0835)	23 KT	Shallow Underwater (-90 ft)

AVERAGE CREW MEMBER DOSE HISTORY

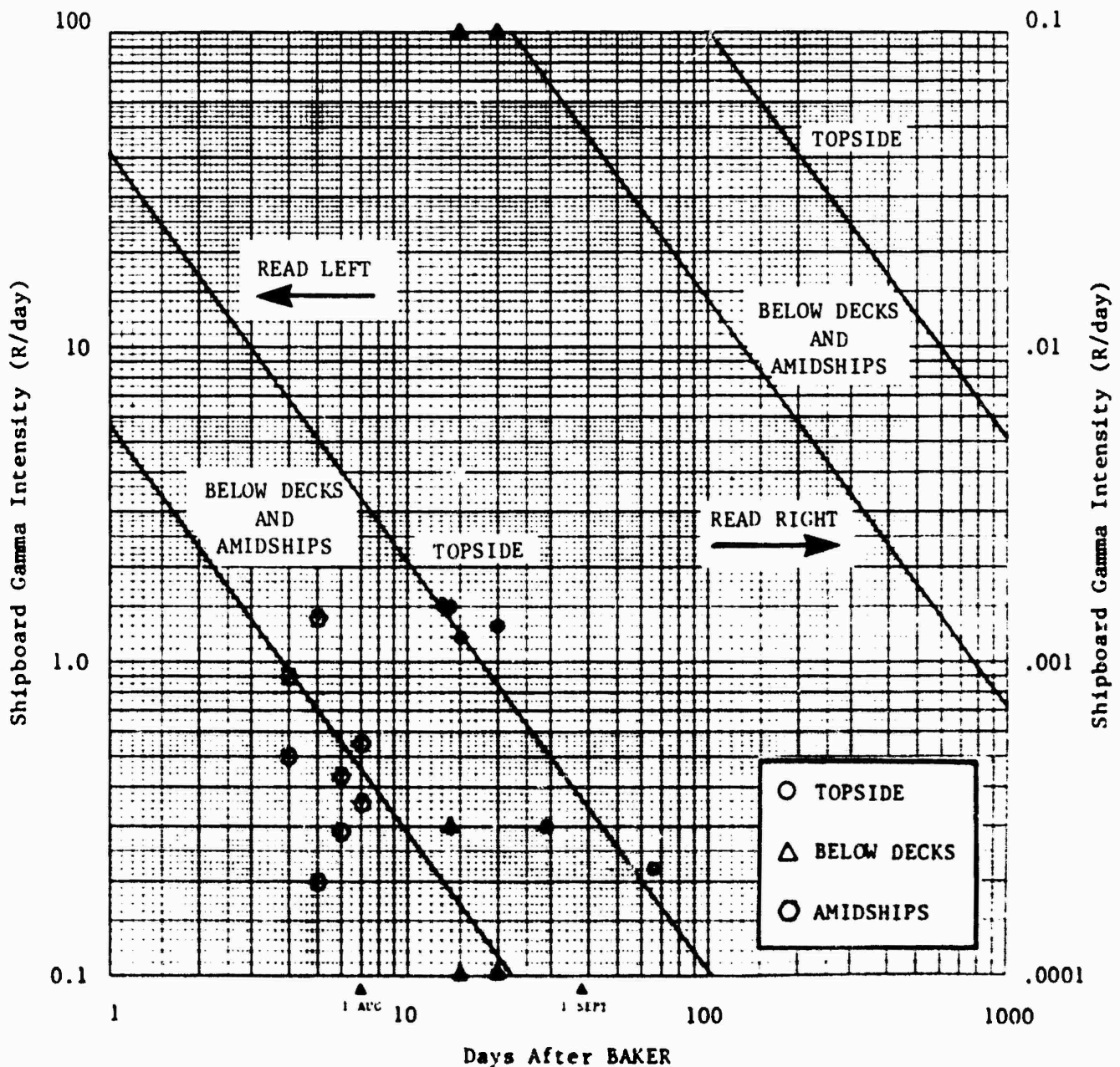
<u>DATE (1946)</u>	<u>CREW LOCATION</u>	<u>RECONSTRUCTED FILM BADGE DOSE (REM)</u>
ABLE		
30 June - 1 July	Evacuated aboard BEXAR (APA-237) (Observed Shot ABLE from a distance of 22 miles)	0.000
2 July -17 July	Aboard BARROW	0.007
18 July -19 July	Evacuated aboard BEXAR	0.000
20 July -23 July	Aboard BARROW	0.000
BAKER		
24 July -17 August	Evacuated aboard BEXAR (Observed Shot BAKER from a distance of 16 miles)	0.199
17 August	Crew transferred to GEORGE CLYMER (71) and others (43).	

Total calculated dose up until the date when the crew splintered: 0.206 REM

This reconstruction does not include time aboard the target ship for activities such as damage control, decontamination or inspection after the detonations except when the entire crew returned to live aboard the ship.

FINAL DISPOSITION: BARROW was towed to Kwajalein after CROSSROADS for radiological tests. It remained there until May 11, 1948, when it was scuttled off Kwajalein.

USS BARROW (APA-61)



SHIPBOARD GAMMA INTENSITY CURVES: The average gamma intensity curves for topside amidships, and below decks locations on target ships are discussed in detail in sections 2.4 and 4.0 of the basic report. The data points and average curve are presented as a function of time in days after Shot Baker. The curves are sometimes shown in a folded fashion and care should be exercised when reading the proper intensity scale. In some cases the available data does not discriminate between individual curves for each location.

Figure A-3. Shipboard Gamma Intensity vs. Time - USS BARROW (APA-61)

TARGET SHIP PARTICIPATION SUMMARY

NON-REMANED

SHIP: USS BRACKEN (APA-64)

CREW SIZE: 108

MISSION: USS BRACKEN was a CROSSROADS target ship and arrived at Bikini prior to June 30, 1946 to prepare for the operation. It was anchored in the lagoon and remained there as one of the 84 target ships for the nuclear test detonations that occurred on July 1 and July 25, 1946.

SHOT DATA:	<u>TEST</u>	<u>DATE (TIME)</u>	<u>YIELD</u>	<u>TYPE DETONATION</u>
	ABLE	1 July 46 (0900)	23 KT	Air Burst (+520 ft)
	BAKER	25 July 46 (0835)	23 KT	Shallow Underwater (-90 ft)

AVERAGE CREW MEMBER DOSE HISTORY

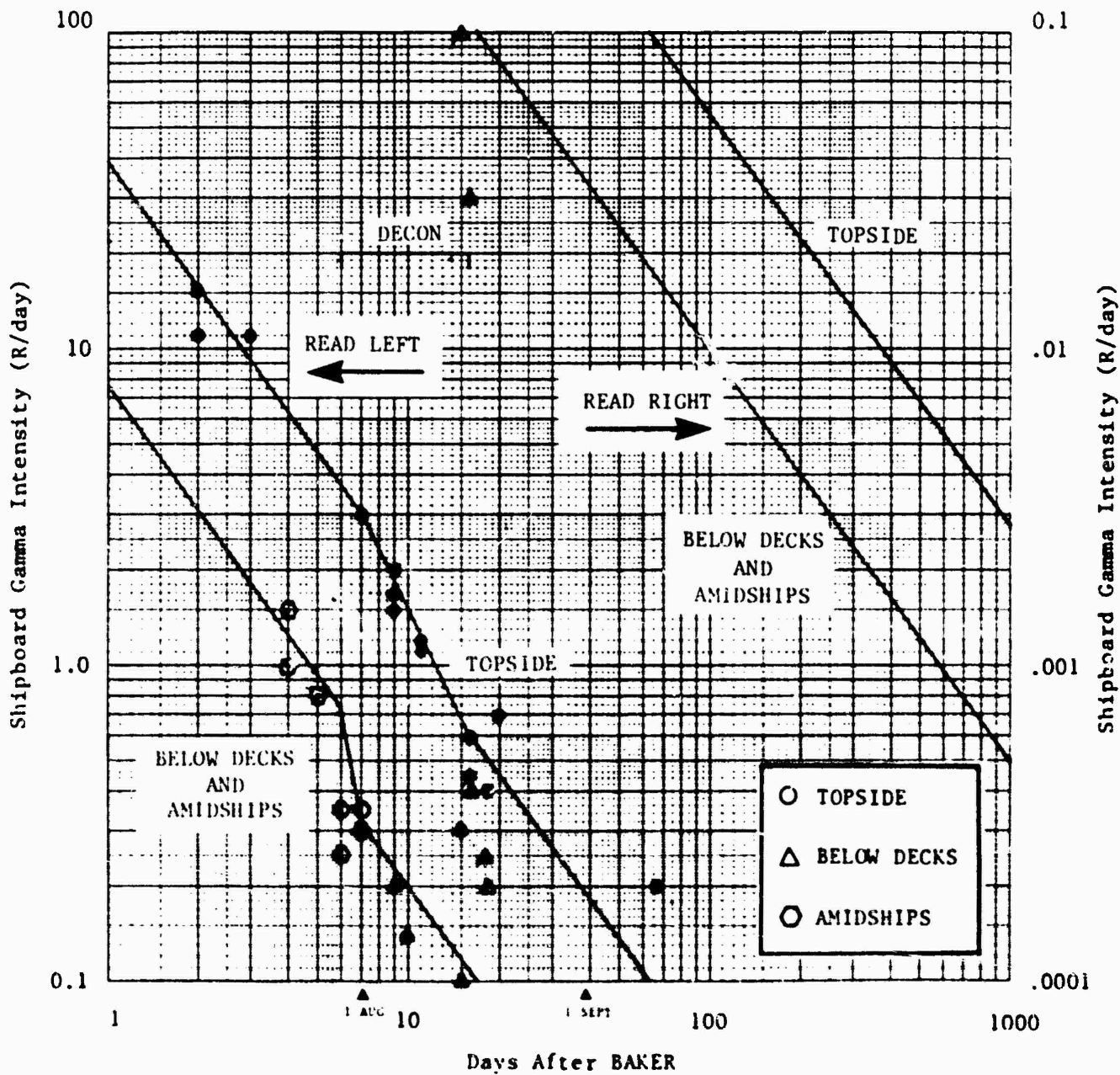
<u>DATE (1946)</u>	<u>CREW LOCATION</u>	<u>RECONSTRUCTED FILM BADGE DOSE (REM)</u>
30 June - 1 July	ABLE Evacuated aboard HENRICO (APA-45) (Observed Shot ABLE from a distance of 12 miles)	0.000
2 July -23 July	Aboard BRACKEN	0.000
24 July	Crew transferred to ROCKBRIDGE, HENRICO, APPLING, and GUNSTON HALL.	

Total calculated dose up until the date when the crew splintered: 0.000 REM

This reconstruction does not include time aboard the target ship for activities such as damage control, decontamination or inspection after the detonations except when the entire crew returned to live aboard the ship.

FINAL DISPOSITION: BRACKEN was towed to Kwajalein after CROSSROADS where it was retained for radiological test. It was sunk off Kwajalein on March 10, 1948.

USS BRACKEN (APA-64)



SHIPBOARD GAMMA INTENSITY CURVES: The average gamma intensity curves for topside amidships, and below decks locations on target ships are discussed in detail in sections 2.4 and 4.0 of the basic report. The data points and average curve are presented as a function of time in days after Shot Baker. The curves are sometimes shown in a folded fashion and care should be exercised when reading the proper intensity scale. In some cases the available data does not discriminate between individual curves for each location.

Figure A-4. Shipboard Gamma Intensity vs. Time - USS BRACKEN (APA-64)

TARGET SHIP PARTICIPATION SUMMARY

NON-REMANED

SHIP: USS BRISCOE (APA-65)

CREW SIZE: 112

MISSION: USS BRISCOE was a CROSSROADS target ship and arrived at Bikini prior to June 30, 1946 to prepare for the operation. It was anchored in the lagoon and remained there as one of the 84 target ships for the nuclear test detonations that occurred on July 1 and July 25, 1946.

SHOT DATA:	<u>TEST</u>	<u>DATE (TIME)</u>	<u>YIELD</u>	<u>TYPE DETONATION</u>
	ABLE	1 July 46 (0900)	23 KT	Air Burst (+520 ft)
	BAKER	25 July 46 (0835)	23 KT	Shallow Underwater (-90 ft)

AVERAGE CREW MEMBER DOSE HISTORY

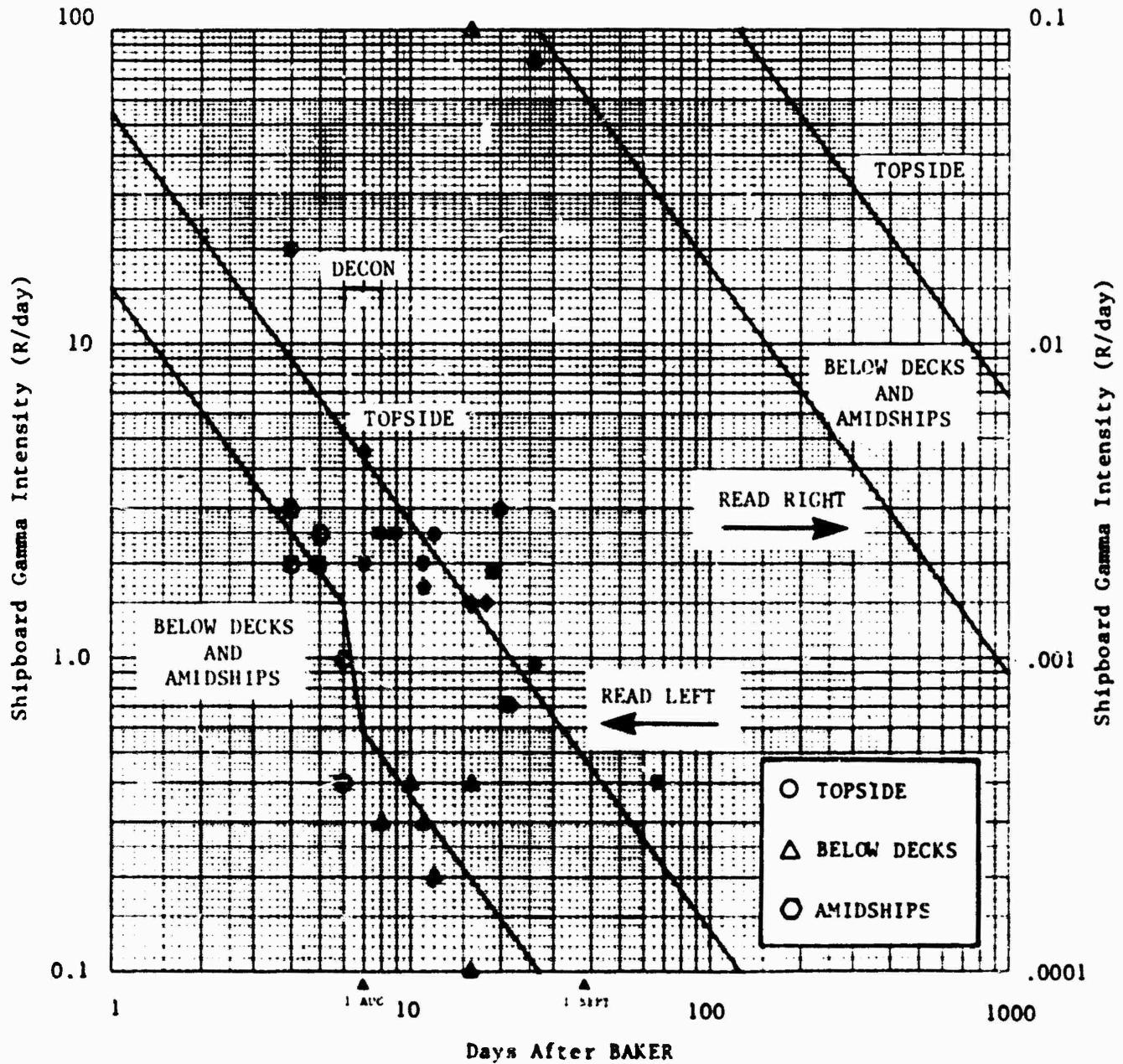
<u>DATE (1946)</u>	<u>CREW LOCATION</u>	<u>RECONSTRUCTED FILM BADGE DOSE (REM)</u>
	ABLE	
30 June - 1 July	Evacuated aboard BAYFIELD (APA-33) (Observed Shot ABLE from a distance of 22 miles)	0.000
2 July - 17 July	Aboard BRISCOE	0.004
18 July - 19 July	Evacuated aboard BAYFIELD	0.000
20 July - 23 July	Aboard BRISCOE	0.000
	BAKER	
24 July - 2 August	Evacuated aboard BAYFIELD (Observed Shot BAKER from a distance of 15 miles)	0.062
3 August - 17 August 17 August	Aboard ROCKWALL (APA-230) Crew transferred to ROCKWALL (42), CORTLAND (23), GENEVA (8), and others.	0.136

Total calculated dose up until the date when the crew splintered: 0.202 REM

This reconstruction does not include time aboard the target ship for activities such as damage control, decontamination or inspection after the detonations except when the entire crew returned to live aboard the ship.

FINAL DISPOSITION: USS BRISCOE was towed to Kwajalein where it was retained for radiological study. It was scuttled off Kwajalein on May 6, 1948.

USS BRISCOE (APA-65)



SHIPBOARD GAMMA INTENSITY CURVES: The average gamma intensity curves for topside amidships, and below decks locations on target ships are discussed in detail in sections 2.4 and 4.0 of the basic report. The data points and average curve are presented as a function of time in days after Shot Baker. The curves are sometimes shown in a folded fashion and care should be exercised when reading the proper intensity scale. In some cases the available data does not discriminate between individual curves for each location.

Figure A-5. Shipboard Gamma Intensity vs. Time - USS BRISCOE (APA-65)

TARGET SHIP PARTICIPATION SUMMARY

NON-REMANED

SHIP: USS BRULE (APA-66)

CREW SIZE: 111

MISSION: USS BRULE was a CROSSROADS target ship and arrived at Bikini prior to June 30, 1946 to prepare for the operation. It was anchored in the lagoon and remained there as one of the 84 target ships for the nuclear test detonations that occurred on July 1 and July 25, 1946.

SHOT DATA:	<u>TEST</u>	<u>DATE (TIME)</u>	<u>YIELD</u>	<u>TYPE DETONATION</u>
	ABLE	1 July 46 (0900)	23 KT	Air Burst (+520 ft)
	BAKER	25 July 46 (0835)	23 KT	Shallow Underwater (-90 ft)

AVERAGE CREW MEMBER DOSE HISTORY

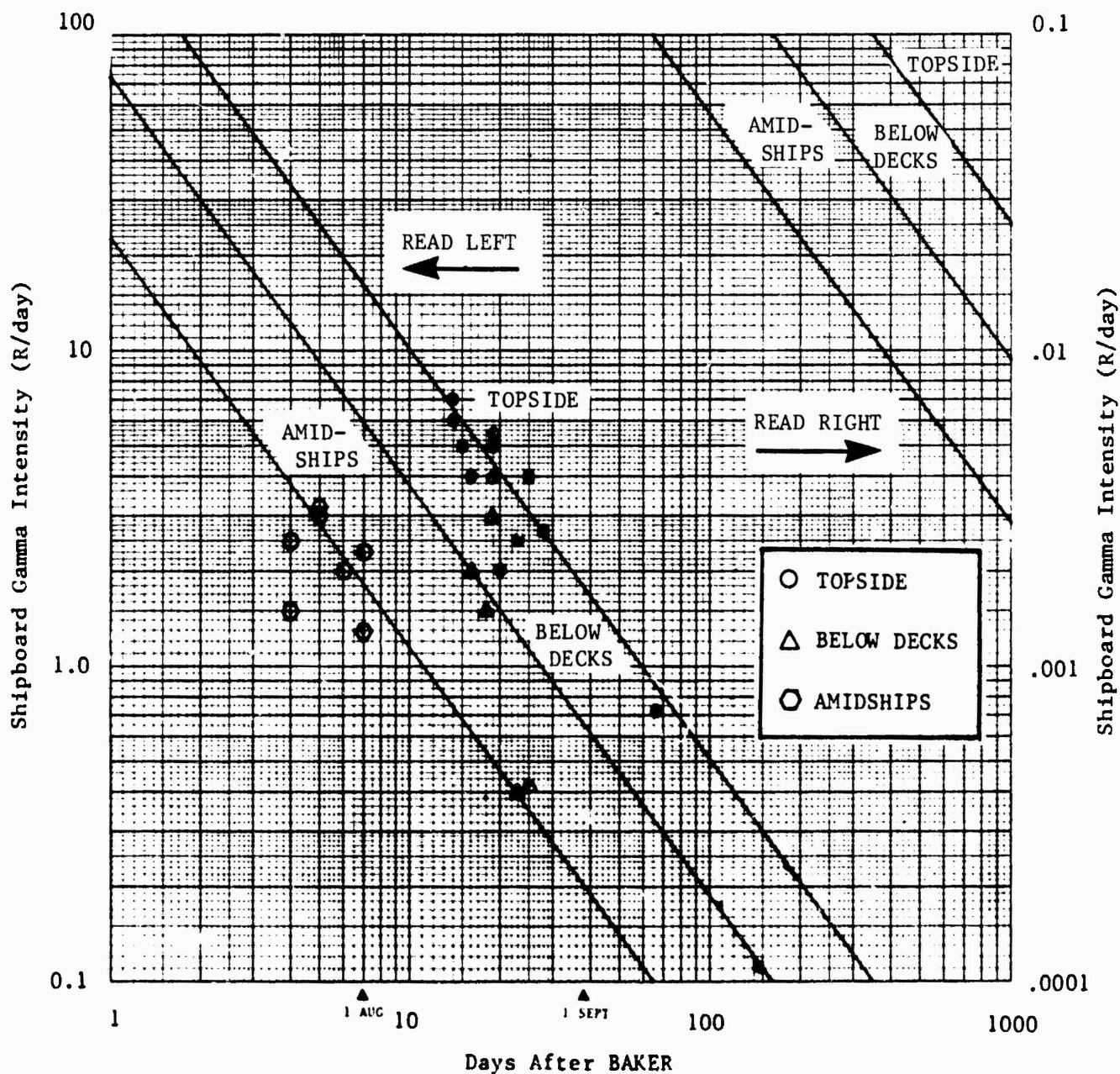
<u>DATE (1946)</u>	<u>CREW LOCATION</u>	<u>RECONSTRUCTED FILM BADGE DOSE (REM)</u>
	ABLE	
30 June - 2 July	Evacuated aboard BEXAR (APA-237) (Observed Shot ABLE from a distance of 22 miles)	0.004
3 July -17 July	Aboard BRULE	0.004
18 July -19 July	Evacuated aboard BEXAR	0.000
20 July -23 July	Aboard BRULE	0.000
	BAKER	
24 July -19 August	Evacuated aboard BEXAR (Observed Shot BAKER from a distance of 16 miles)	0.209
19 August	Crew transferred to NIAGARA (39), BEXAR (22), GENEVA (29), and others.	

Total calculated dose up until the date when the crew splintered: 0.217 REM

This reconstruction does not include time aboard the target ship for activities such as damage control, decontamination or inspection after the detonations except when the entire crew returned to live aboard the ship.

FINAL DISPOSITION: BRULE was towed to Kwajalein after CROSSROADS for radiological tests. It was retained there until May 11, 1948 when it was scuttled off Kwajalein at 8-47N, 167-13E.

USS BRULE (APA-66)



SHIPBOARD GAMMA INTENSITY CURVES: The average gamma intensity curves for topside amidships, and below decks locations on target ships are discussed in detail in sections 2.4 and 4.0 of the basic report. The data points and average curve are presented as a function of time in days after Shot Baker. The curves are sometimes shown in a folded fashion and care should be exercised when reading the proper intensity scale. In some cases the available data does not discriminate between individual curves for each location.

Figure A-6. Shipboard Gamma Intensity vs. Time - USS BRULE (APA-66)

TARGET SHIP PARTICIPATION SUMMARY

NON-REMANED

SHIP: USS BUTTE (APA-68)

CREW SIZE: 126

MISSION: USS BUTTE was a CROSSROADS target ship and arrived at Bikini prior to June 30, 1946 to prepare for the operation. It was anchored in the lagoon and remained there as one of the 84 target ships for the nuclear test detonations that occurred on July 1 and July 25, 1946.

SHOT DATA:	<u>TEST</u>	<u>DATE (TIME)</u>	<u>YIELD</u>	<u>TYPE DETONATION</u>
	ABLE	1 July 46 (0900)	23 KT	Air Burst (+520 ft)
	BAKER	25 July 46 (0835)	23 KT	Shallow Underwater (-90 ft)

AVERAGE CREW MEMBER DOSE HISTORY

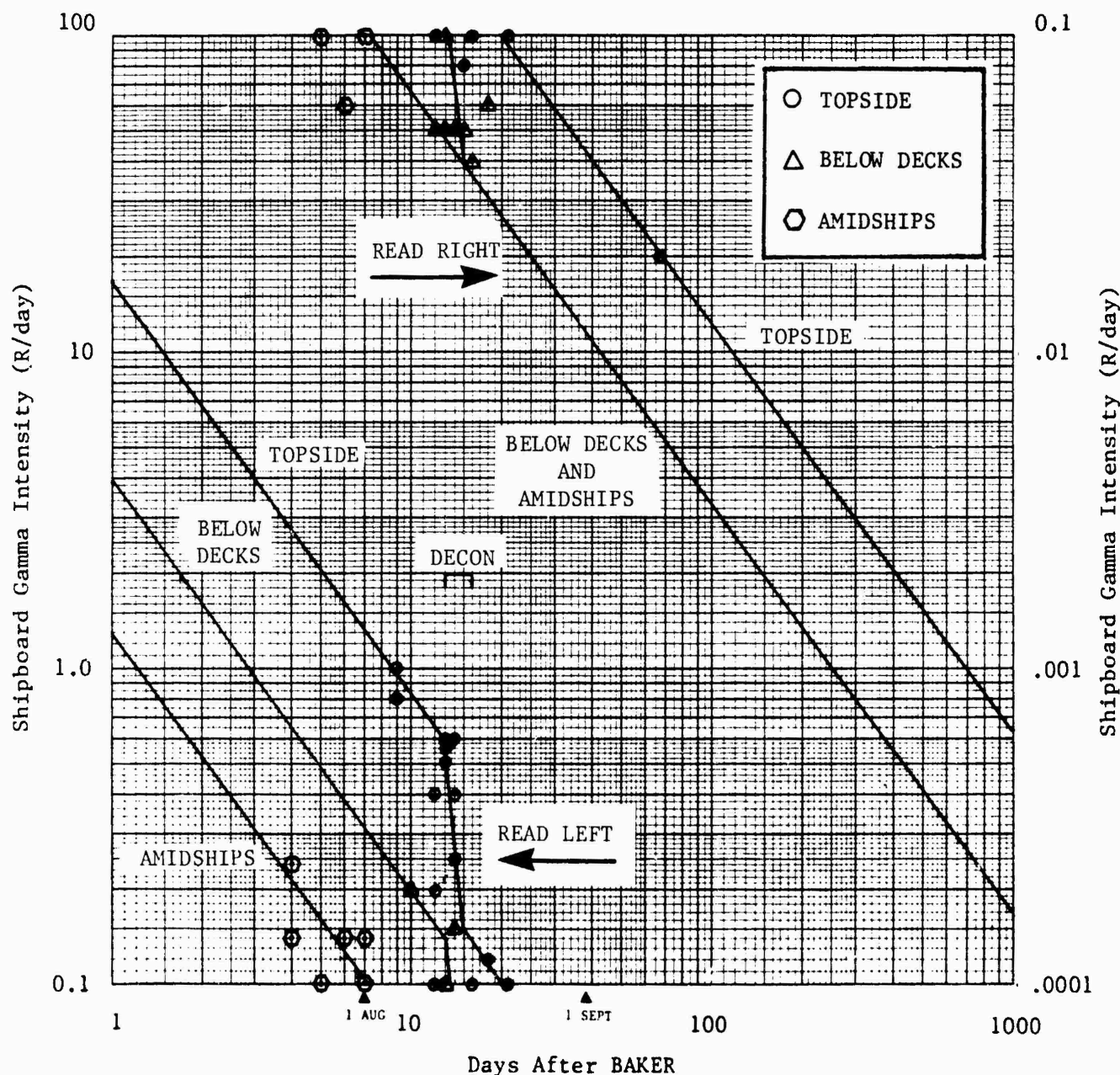
<u>DATE (1946)</u>	<u>CREW LOCATION</u>	<u>RECONSTRUCTED FILM BADGE DOSE (REM)</u>
	ABLE	
30 June - 2 July	Evacuated aboard BEXAR (APA-237) (Observed Shot ABLE from a distances of 22 miles)	0.004
3 July -17 July	Aboard BUTTE	0.000
18 July -19 July	Evacuated aboard BEXAR	0.000
20 July -23 July	Aboard BUTTE	0.000
	BAKER	
24 July -17 August	Evacuated aboard BEXAR (Observed Shot BAKER from a distance of 16 miles)	0.199
17 August	Crew transferred to GEORGE CLYMER (78), BEXAR (33), and others.	

Total calculated dose up until the date when the crew splintered: 0.203 REM

This reconstruction does not include time aboard the target ship for activities such as damage control, decontamination or inspection after the detonations except when the entire crew returned to live aboard the ship.

FINAL DISPOSITION: BUTTE was towed to Kwajalein after CROSSROADS where it was retained for radiological tests. It was scuttled off Kwajalein at 8-40N, 167-15E on May 12, 1948.

USS BUTTE (APA-68)



SHIPBOARD GAMMA INTENSITY CURVES: The average gamma intensity curves for topside amidships, and below decks locations on target ships are discussed in detail in sections 2.4 and 4.0 of the basic report. The data points and average curve are presented as a function of time in days after Shot Baker. The curves are sometimes shown in a folded fashion and care should be exercised when reading the proper intensity scale. In some cases the available data does not discriminate between individual curves for each location.

Figure A-7. Shipboard Gamma Intensity vs. Time - USS BUTTE (APA-68)

TARGET SHIP PARTICIPATION SUMMARY

NON-REMANED

SHIP: USS CARLISLE (APA-69)

CREW SIZE: 104

MISSION: USS CARLISLE was a CROSSROADS target ship and arrived at Bikini prior to June 30, 1946 to prepare for the operation. It was anchored in the lagoon and remained there as one of the 84 target ships for the nuclear test detonation that occurred on July 1, 1946.

SHOT DATA:	<u>TEST</u>	<u>DATE (TIME)</u>	<u>YIELD</u>	<u>TYPE DETONATION</u>
	ABLE	1 July 46 (0900)	23 KT	Air Burst (+520 ft)

AVERAGE CREW MEMBER DOSE HISTORY

<u>DATE (1946)</u>	<u>CREW LOCATION</u>	<u>RECONSTRUCTED FILM BADGE DOSE (REM)</u>
30 June - 5 July	ABLE Evacuated aboard BEXAR (APA-237) (Observed Shot ABLE from a distance of 22 miles)	0.005
5 July	Crew transferred to various units.	

Total calculated dose up until the date when the crew splintered: 0.005 REM

This reconstruction does not include time aboard the target ship for activities such as damage control, decontamination or inspection after the detonations except when the entire crew returned to live aboard the ship.

FINAL DISPOSITION: CARLISLE sank in Bikini lagoon on July 1, 1946 as a result of Shot ABLE.

**DATA NOT AVAILABLE TO RECONSTRUCT
THE SHIPBOARD GAMMA INTENSITY CURVE**

TARGET SHIP PARTICIPATION SUMMARY

NON-REMANED

SHIP: USS CARTERET (APA-70)

CREW SIZE: 119

MISSION: USS CARTERET was a CROSSROADS target ship and arrived at Bikini prior to June 30, 1946 to prepare for the operation. It was anchored in the lagoon and remained there as one of the 84 target ships for the nuclear test detonations that occurred on July 1 and July 25, 1946.

SHOT DATA:	<u>TEST</u>	<u>DATE (TIME)</u>	<u>YIELD</u>	<u>TYPE DETONATION</u>
	ABLE	1 July 46 (0900)	23 KT	Air Burst (+520 ft)
	BAKER	25 July 46 (0835)	23 KT	Shallow Underwater (-90 ft)

AVERAGE CREW MEMBER DOSE HISTORY

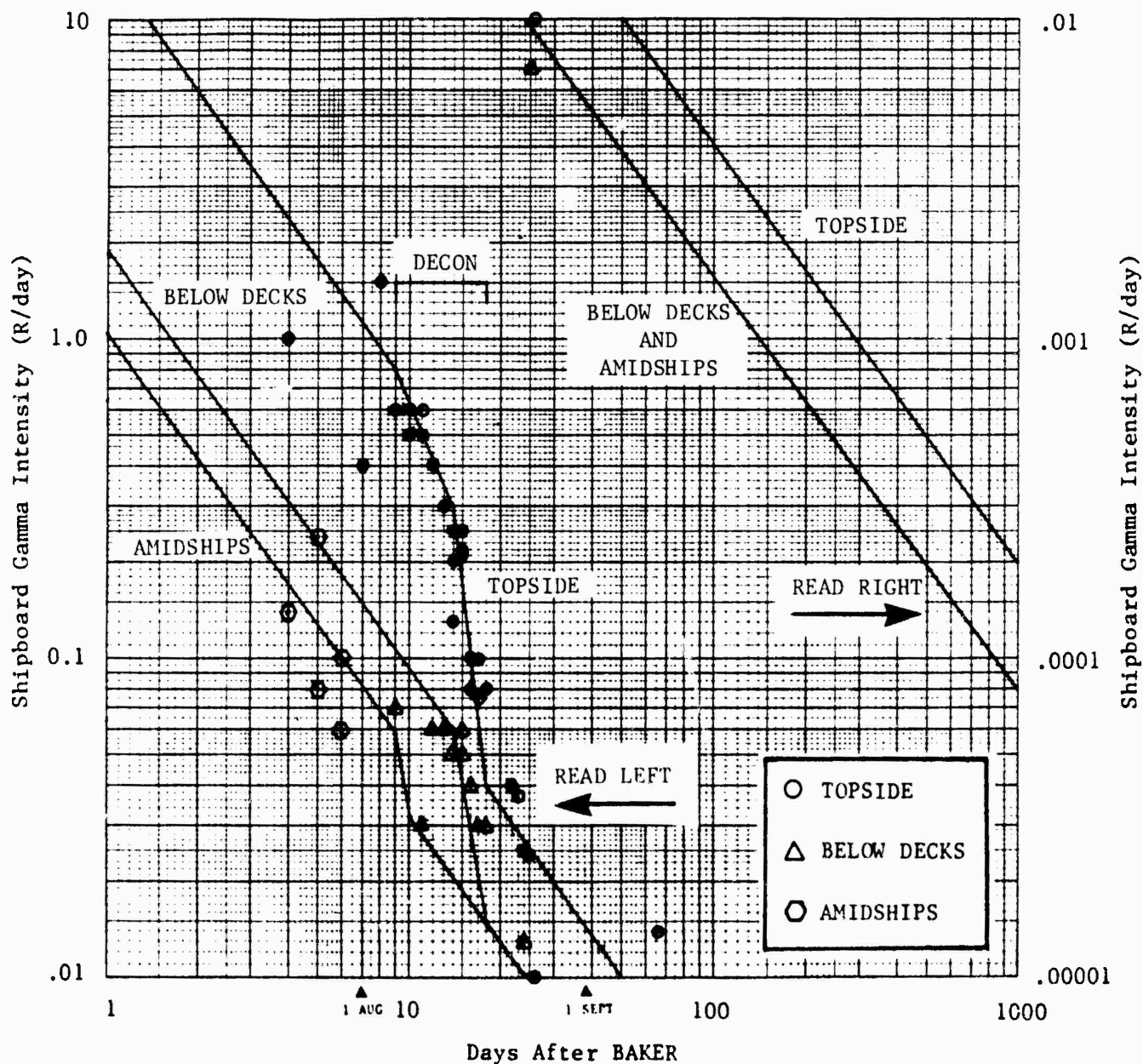
<u>DATE (1946)</u>	<u>CREW LOCATION</u>	<u>RECONSTRUCTED FILM BADGE DOSE (REM)</u>
30 June - 1 July	ABLE Evacuated aboard BEXAR (APA-237) (Observed Shot ABLE from a distance of 22 miles)	0.000
2 July -23 July	Aboard CARTERET	0.006
24 July -19 August	BAKER Evacuated aboard BEXAR (Observed Shot BAKER from a distance of 16 miles)	0.209
20 August	Crew aboard GEORGE CLYMER which departed Bikini on 20 August.	0.004

Total calculated dose while at Bikini: 0.219 REM

This reconstruction does not include time aboard the target ship for activities such as damage control, decontamination or inspection after the detonations except when the entire crew returned to live aboard the ship.

FINAL DISPOSITION: CARTERET was towed to Kwajalein after CROSSROADS for radiological study. It was sunk by gunfire of the USS TOLEDO on April 19, 1948 at 8-42N, 167-05E.

USS CARTERET (APA-70)



SHIPBOARD GAMMA INTENSITY CURVES: The average gamma intensity curves for topside amidships, and below decks locations on target ships are discussed in detail in sections 2.4 and 4.0 of the basic report. The data points and average curve are presented as a function of time in days after Shot Baker. The curves are sometimes shown in a folded fashion and care should be exercised when reading the proper intensity scale. In some cases the available data does not discriminate between individual curves for each location.

Figure A-8. Shipboard Gamma Intensity vs. Time - USS CARTERET (APA-70)

TARGET SHIP PARTICIPATION SUMMARY

NON-REMANED

SHIP: USS CATRON (APA-71)

CREW SIZE: 116

MISSION: USS CATRON was a CROSSROADS target ship and arrived at Bikini prior to June 30, 1946 to prepare for the operation. It was anchored in the lagoon and remained there as one of the 84 target ships for the nuclear test detonations that occurred on July 1 and July 25, 1946.

SHOT DATA:	<u>TEST</u>	<u>DATE (TIME)</u>	<u>YIELD</u>	<u>TYPE DETONATION</u>
	ABLE	1 July 46 (0900)	23 KT	Air Burst (+520 ft)
	BAKER	25 July 46 (0835)	23 KT	Shallow Underwater (-90 ft)

AVERAGE CREW MEMBER DOSE HISTORY

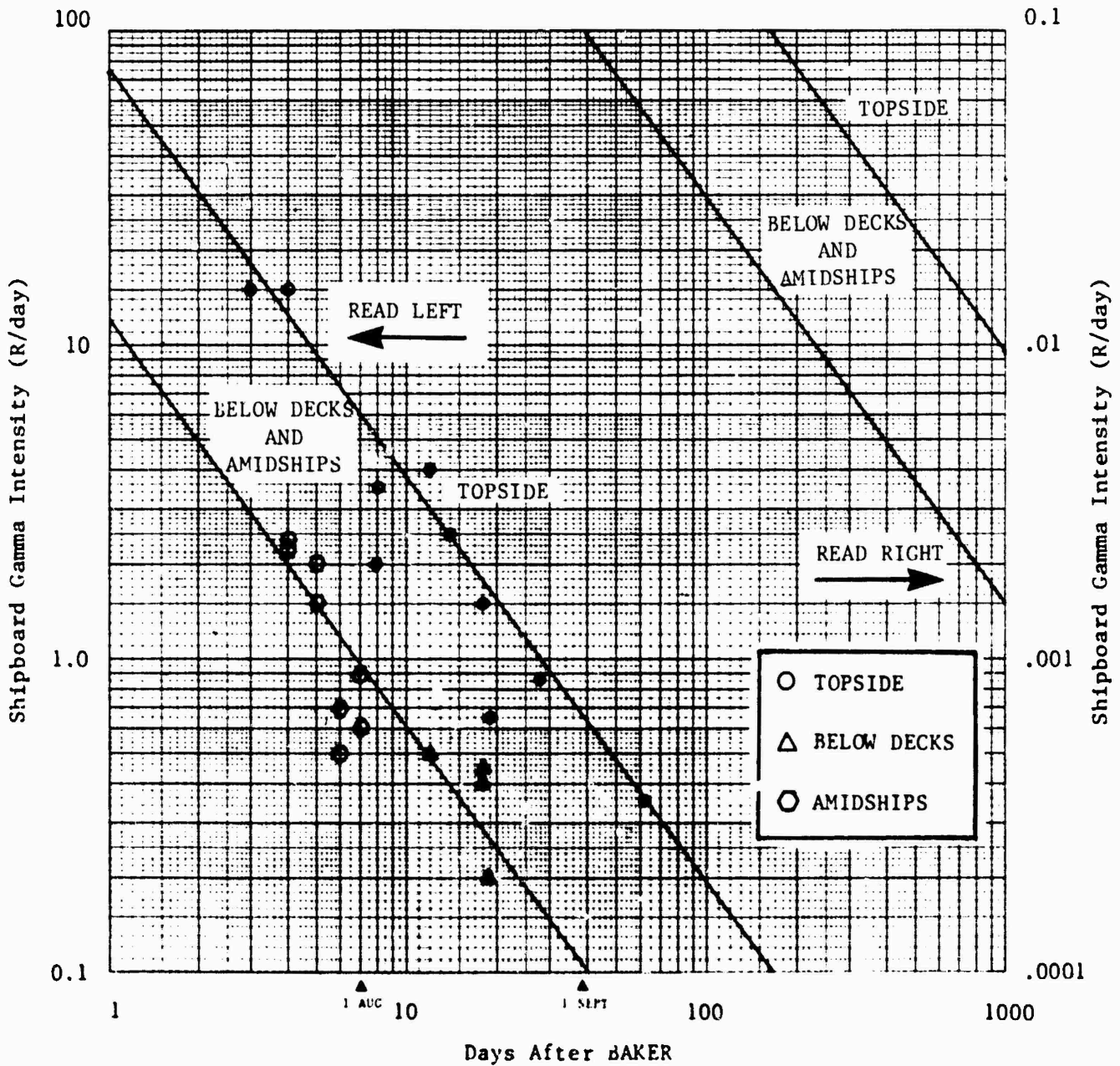
<u>DATE (1946)</u>	<u>CREW LOCATION</u>	<u>RECONSTRUCTED FILM BADGE DOSE (REM)</u>
30 June - 1 July	ABLE Evacuated aboard HENRICO (APA-45) (Observed Shot ABLE from a distance of 12 miles)	0.000
2 July - 23 July	Aboard CATRON	0.003
24 July - 12 August	BAKER Evacuated aboard HENRICO (Observed Shot BAKER from a distance of 8 miles)	0.197
13 August - 17 August 17 August	Aboard ROCKINGHAM Crew transferred to GEORGE CLYMER (55), rest to ROCKINGHAM (61).	0.038

Total calculated dose up until the date when the crew splintered: 0.238 REM

This reconstruction does not include time aboard the target ship for activities such as damage control, decontamination or inspection after the detonations except when the entire crew returned to live aboard the ship.

FINAL DISPOSITION: CATRON was towed to Kwajalein after CROSSROADS for radiological tests. It was sunk by the USS ATLANTA on May 6, 1948 at 9-02N, 167-
17E.

USS CATRON (APA-71)



SHIPBOARD GAMMA INTENSITY CURVES: The average gamma intensity curves for topside amidships, and below decks locations on target ships are discussed in detail in sections 2.4 and 4.0 of the basic report. The data points and average curve are presented as a function of time in days after Shot Baker. The curves are sometimes shown in a folded fashion and care should be exercised when reading the proper intensity scale. In some cases the available data does not discriminate between individual curves for each location.

Figure A-9. Shipboard Gamma Intensity vs. Time - USS CATRON (APA-71)

TARGET SHIP PARTICIPATION SUMMARY

NON-REMANED

SHIP: USS CRITTENDEN (APA-77)

CREW SIZE: 112

MISSION: USS CRITTENDEN was a CROSSROADS target ship and arrived at Bikini prior to June 30, 1946 to prepare for the operation. It was anchored in the lagoon and remained there as one of the 84 target ships for the nuclear test detonations that occurred on July 1 and July 25, 1946.

SHOT DATA:	<u>TEST</u>	<u>DATE (TIME)</u>	<u>YIELD</u>	<u>TYPE DETONATION</u>
	ABLE	1 July 46 (0900)	23 KT	Air Burst (+520 ft)
	BAKER	25 July 46 (0835)	23 KT	Shallow Underwater (-90 ft)

AVERAGE CREW MEMBER DOSE HISTORY

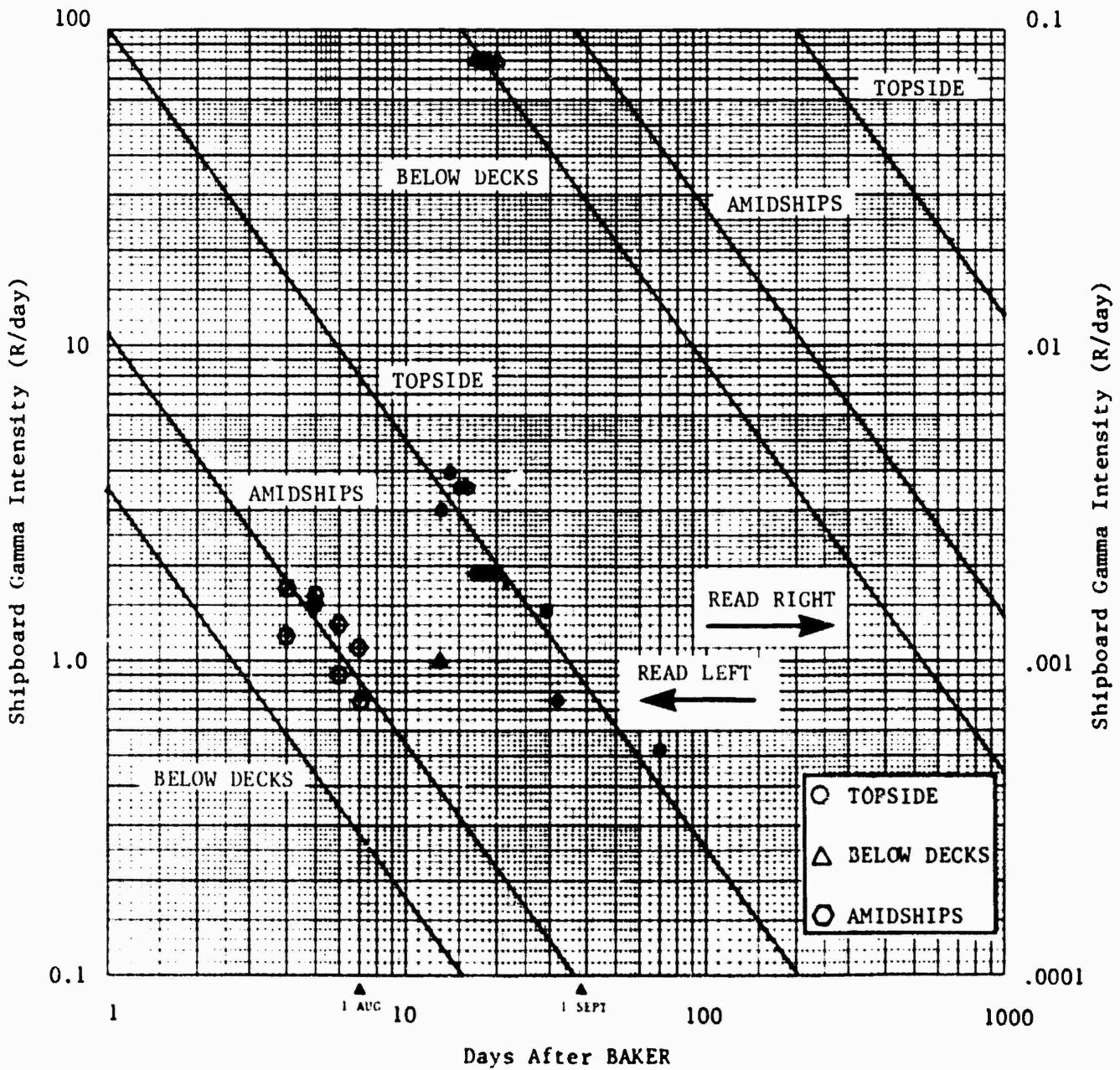
<u>DATE (1946)</u>	<u>CREW LOCATION</u>	<u>RECONSTRUCTED FILM BADGE DOSE (REM)</u>
	ABLE	
30 June-3 July	Evacuated aboard BEXAR (APA-237) (Observed Shot ABLE from a distance of 22 miles)	0.005
4 July -17 July	Aboard CRITTENDEN	0.040
18 July -19 July	Evacuated aboard BEXAR	0.000
20 July -23 July	Aboard CRITTENDEN	0.004
	BAKER	
24 July -19 August	Evacuated aboard BEXAR (Observed Shot BAKER from a distance of 16 miles)	0.209
19 August-28 August	Crew transferred to GENEVA (29), GEORGE CLYMER (36), FILLMORE (31), and others (16).	

Total calculated dose up until the date when the crew splintered: 0.258 REM

This reconstruction does not include time aboard the target ship for activities such as damage control, decontamination or inspection after the detonations except when the entire crew returned to live aboard the ship.

FINAL DISPOSITION: CRITTENDEN was towed to Kwajalein in August 1946 and then towed to San Francisco in January 1947. While at San Francisco, it underwent radiological tests until October 5, 1948 when it was sunk by explosive tests at 32-05N, 119-05W.

USS CRITTENDEN (APA-77)



SHIPBOARD GAMMA INTENSITY CURVES: The average gamma intensity curves for topside amidships, and below decks locations on target ships are discussed in detail in sections 2.4 and 4.0 of the basic report. The data points and average curve are presented as a function of time in days after Shot Baker. The curves are sometimes shown in a folded fashion and care should be exercised when reading the proper intensity scale. In some cases the available data does not discriminate between individual curves for each location.

Figure A-10. Shipboard Gamma Intensity vs. Time - USS CRITTENDEN (APA-77)

TARGET SHIP PARTICIPATION SUMMARY

NON-REMANED

SHIP: USS DAWSON (APA-79)

CREW SIZE: 110

MISSION: USS DAWSON was a CROSSROADS target ship and arrived at Bikini prior to June 30, 1946 to prepare for the operation. It was anchored in the lagoon and remained there as one of the 84 target ships for the nuclear test detonations that occurred on July 1 and July 25, 1946.

SHOT DATA:	<u>TEST</u>	<u>DATE (TIME)</u>	<u>YIELD</u>	<u>TYPE DETONATION</u>
	ABLE	1 July 46 (0900)	23 KT	Air Burst (+520 ft)
	BAKER	25 July 46 (0835)	23 KT	Shallow Underwater (-90 ft)

AVERAGE CREW MEMBER DOSE HISTORY

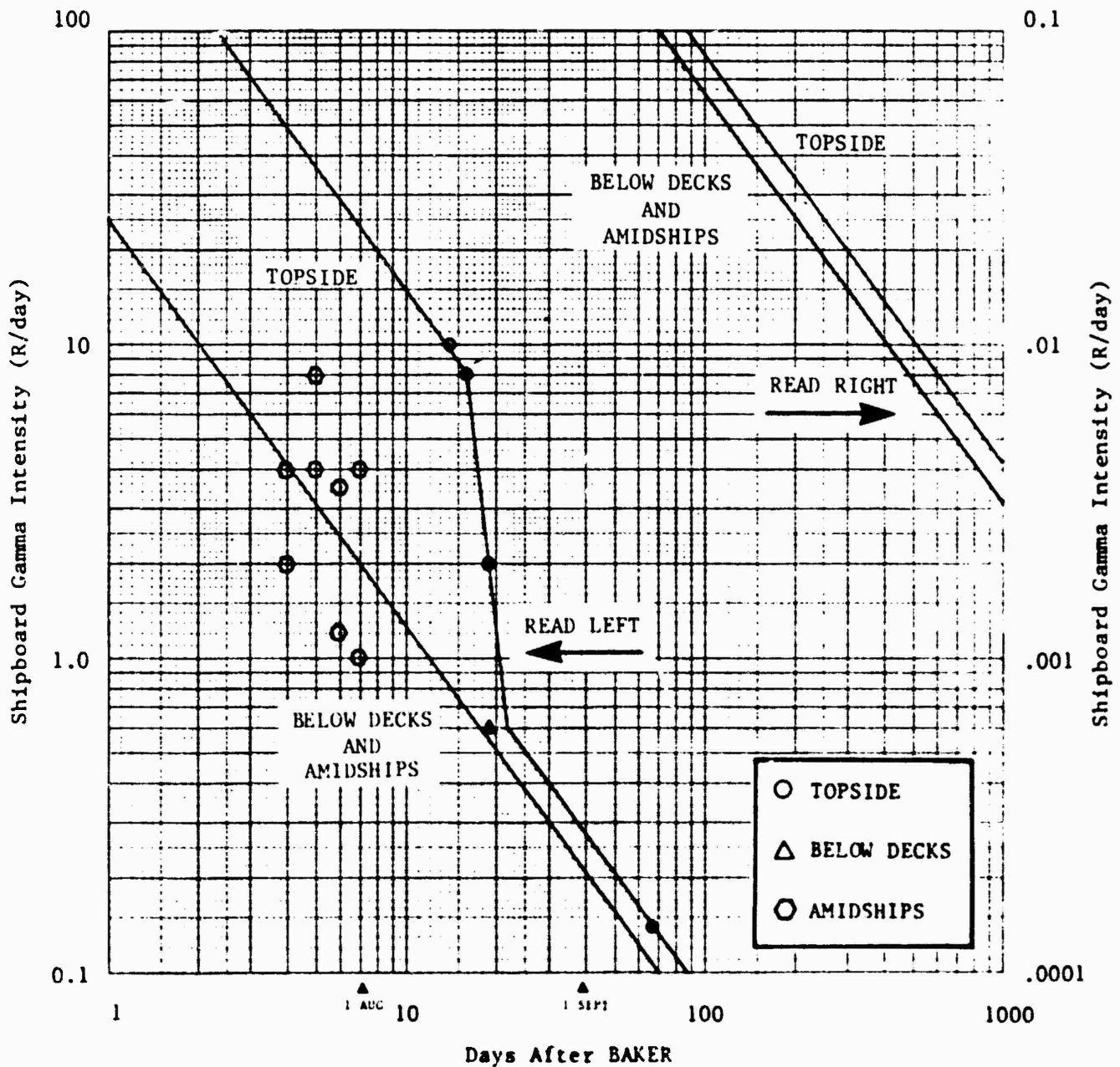
<u>DATE (1946)</u>	<u>CREW LOCATION</u>	<u>RECONSTRUCTED FILM BADGE DOSE (REM)</u>
ABLE		
30 June - 2 July	Evacuated aboard HENRICO (APA-45) (Observed Shot ABLE from a distance of 12 miles)	0.002
3 July -17 July	Aboard DAWSON	0.014
18 July -19 July	Evacuated aboard HENRICO	0.000
20 July -23 July	Aboard DAWSON	0.001
BAKER		
24 July -12 August	Evacuated aboard HENRICO (Observed Shot BAKER from a distance of 8 miles)	0.197
13 August-18 August	Aboard ROCKBRIDGE (APA-228)	0.056
18 August	Crew transferred to BLADEN (90), SAN MARCOS (7), and others (13).	

Total calculated dose up until the date when the crew splintered: 0.270 REM

This reconstruction does not include time aboard the target ship for activities such as damage control, decontamination or inspection after the detonations except when the entire crew returned to live aboard the ship.

FINAL DISPOSITION: DAWSON was towed to Kwajalein after CROSSROADS for radiological study. On April 19, 1948, it was sunk by gunfire on USS HELENA at 8-47N, 167-02E.

USS DAWSON (APA-79)



SHIPBOARD GAMMA INTENSITY CURVES: The average gamma intensity curves for topside amidships, and below decks locations on target ships are discussed in detail in sections 2.4 and 4.0 of the basic report. The data points and average curve are presented as a function of time in days after Shot Baker. The curves are sometimes shown in a folded fashion and care should be exercised when reading the proper intensity scale. In some cases the available data does not discriminate between individual curves for each location.

Figure A-11. Shipboard Gamma Intensity vs. Time - USS DAWSON (APA-79)

TARGET SHIP PARTICIPATION SUMMARY

NON-REMANNED

SHIP: USS FALLON (APA-81)

CREW SIZE: 127

MISSION: USS FALLON was a CROSSROADS target ship and arrived at Bikini prior to June 30, 1946 to prepare for the operation. It was anchored in the lagoon and remained there as one of the 84 target ships for the nuclear test detonations that occurred on July 1 and July 25, 1946.

SHOT DATA:	<u>TEST</u>	<u>DATE (TIME)</u>	<u>YIELD</u>	<u>TYPE DETONATION</u>
	ABLE	1 July 46 (0900)	23 KT	Air Burst (+520 ft)
	BAKER	25 July 46 (0835)	23 KT	Shallow Underwater (-90 ft)

AVERAGE CREW MEMBER DOSE HISTORY

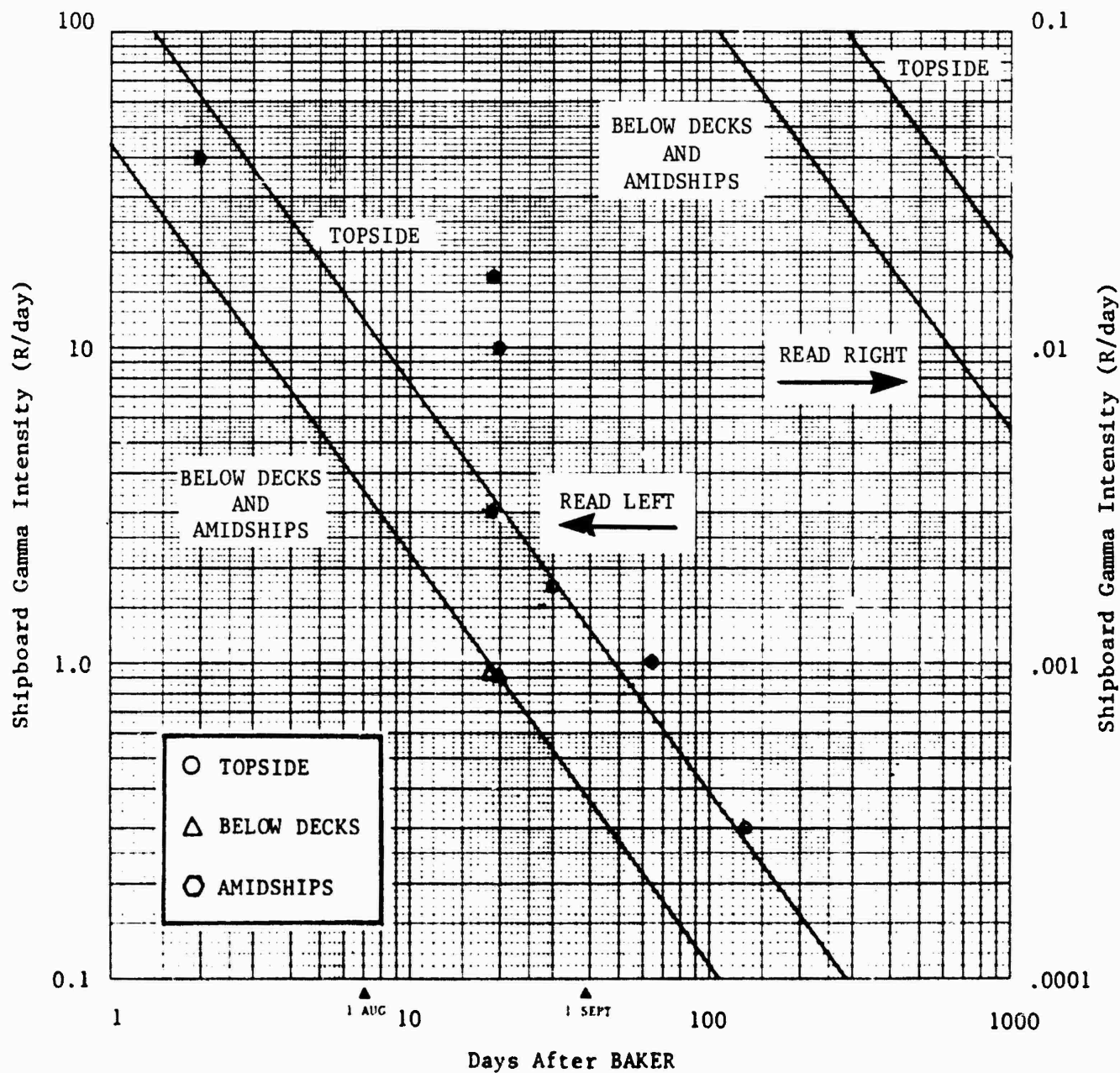
<u>DATE (1946)</u>	<u>CREW LOCATION</u>	<u>RECONSTRUCTED FILM BADGE DOSE (REM)</u>
	ABLE	
30 June - 1 July	Evacuated aboard BEXAR (APA-237) Observed Shot ABLE from a distance of 22 miles)	0.000
2 July -17 July	Aboard FALLON	0.006
18 July -19 July	Evacuated aboard BEXAR	0.000
20 July -23 July	Aboard FALLON	0.000
	BAKER	
24 July -23 August	Evacuated aboard BEXAR which departed Bikini on 23 August (Observed Shot BAKER from a distance of 16 miles)	0.226

Total calculated dose while at Bikini: 0.232 REM

This reconstruction does not include time aboard the target ship for activities such as damage control, decontamination or inspection after the detonations except when the entire crew returned to live aboard the ship.

FINAL DISPOSITION: FALLON was towed to Kwajalein after CROSSROADS and was retained there for radiological study. On March 10, 1948 it was scuttled off Kwajalein.

USS FALLON (APA-81)



SHIPBOARD GAMMA INTENSITY CURVES: The average gamma intensity curves for topside amidships, and below decks locations on target ships are discussed in detail in sections 2.4 and 4.0 of the basic report. The data points and average curve are presented as a function of time in days after Shot Baker. The curves are sometimes shown in a folded fashion and care should be exercised when reading the proper intensity scale. In some cases the available data does not discriminate between individual curves for each location.

Figure A-12. Shipboard Gamma Intensity vs. Time - USS FALLON (APA-81)

TARGET SHIP PARTICIPATION SUMMARY

NON-REMANED

SHIP: USS GASCONADE (APA-85)

CREW SIZE: 105

MISSION: USS GASCONADE was a CROSSROADS target ship and arrived at Bikini prior to June 30, 1946 to prepare for the operation. It was anchored in the lagoon and remained there as one of the 84 target ships for the nuclear test detonations that occurred on July 1 and July 25, 1946.

SHOT DATA:	TEST	DATE (TIME)	YIELD	TYPE DETONATION
	ABLE	1 July 46 (0900)	23 KT	Air Burst (+520 ft)
	BAKER	25 July 46 (0835)	23 KT	Shallow Underwater (-90 ft)

AVERAGE CREW MEMBER DOSE HISTORY

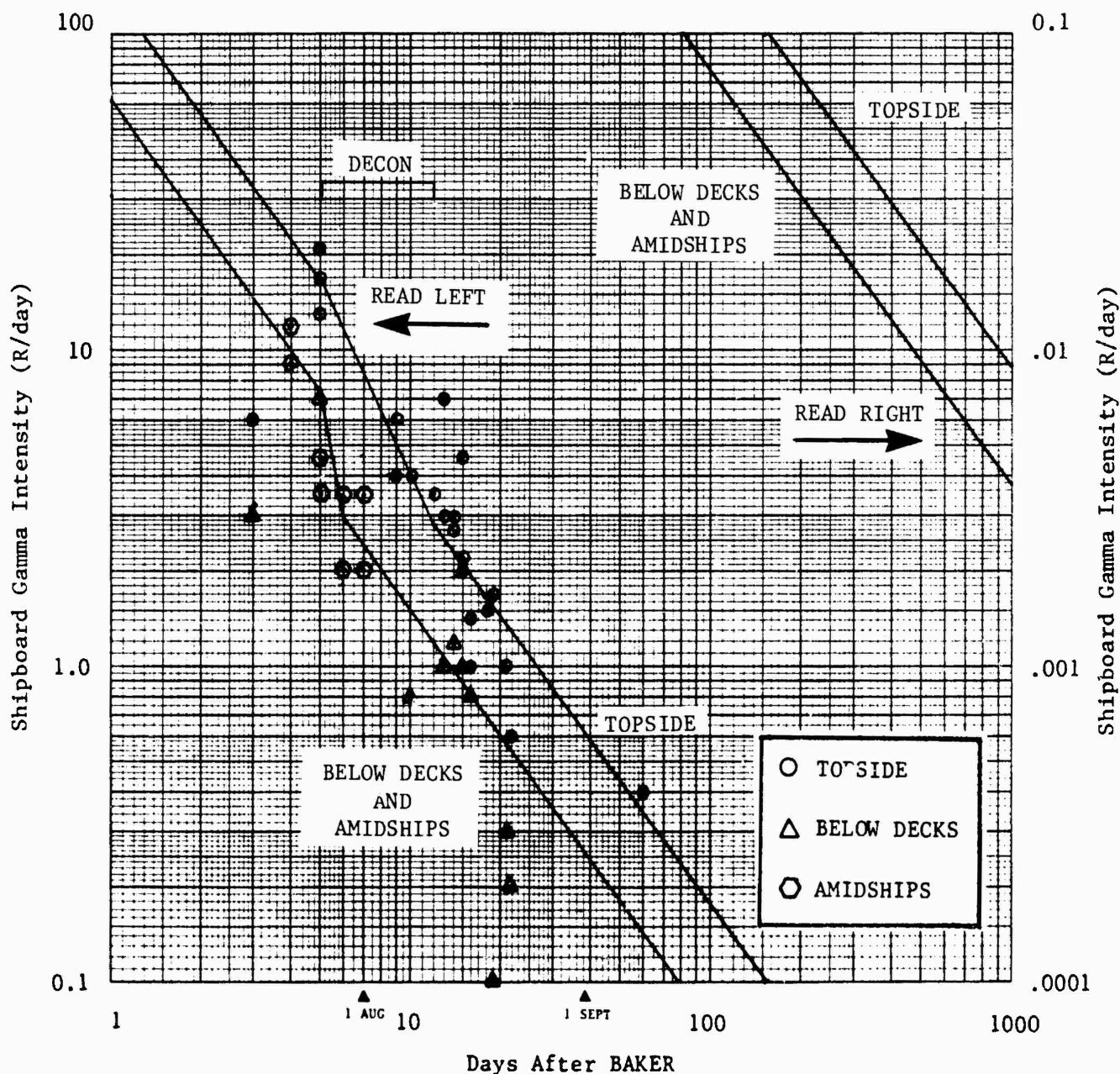
<u>DATE (1946)</u>	<u>CREW LOCATION</u>	<u>RECONSTRUCTED FILM BADGE DOSE (REM)</u>
ABLE		
30 June - 1 July	Evacuated aboard BEXAR (APA-237) (Observed Shot ABLE from a distance of 22 miles)	0.000
2 July -17 July	Aboard GASCONADE	0.001
18 July -19 July	Evacuated aboard BEXAR	0.000
20 July -23 July	Aboard GASCONADE	0.000
BAKER		
24 July -12 August	Evacuated aboard BEXAR (Observed Shot BAKER from a distance of 16 miles)	0.161
13 August-22 August	Aboard SYLVANIA (AKA-44)	0.062
22 August	Half of the crew transferred to SYLVANIA and half to BEXAR.	

Total calculated dose up until the date when the crew splintered: 0.224 REM

This reconstruction does not include time aboard the target ship for activities such as damage control, decontamination or inspection after the detonations except when the entire crew returned to live aboard the ship.

FINAL DISPOSITION: GASCONADE was towed to San Francisco after CROSSROADS, arriving there on January 27, 1947. There it underwent structural and radiological tests prior to being redesignated a target ship in March 1948. It was sunk by torpedoes off southern California on July 21, 1948 at 31-35N, 118-33W.

USS GASCONADE (APA-85)



SHIPBOARD GAMMA INTENSITY CURVES: The average gamma intensity curves for topside amidships, and below decks locations on target ships are discussed in detail in sections 2.4 and 4.0 of the basic report. The data points and average curve are presented as a function of time in days after Shot Baker. The curves are sometimes shown in a folded fashion and care should be exercised when reading the proper intensity scale. In some cases the available data does not discriminate between individual curves for each location.

Figure A-13. Shipboard Gamma Intensity vs. Time - USS GASCONADE (APA-85)

TARGET SHIP PARTICIPATION SUMMARY

NON-REMANNED

SHIP: USS GILLIAM (APA-57)

CREW SIZE: 91

MISSION: USS GILLIAM was a CROSSROADS target ship and arrived at Bikini prior to June 30, 1946 to prepare for the operation. It was anchored in the lagoon and remained there as one of the 84 target ships for the nuclear test detonation that occurred on July 1, 1946.

SHOT DATA:	<u>TEST</u>	<u>DATE (TIME)</u>	<u>YIELD</u>	<u>TYPE DETONATION</u>
	ABLE	1 July 46 (0900)	23 KT	Air Burst (+520 ft)

AVERAGE CREW MEMBER DOSE HISTORY

<u>DATE (1946)</u>	<u>CREW LOCATION</u>	<u>RECONSTRUCTED FILM BADGE DOSE (REM)</u>
30 June - 8 July	ABLE Evacuated aboard BOTTINEAU (APA-235) (Observed Shot ABLE from a distance of 25 miles)	0.001
8 July - 5 September	Aboard PALMYRA which departed Bikini on 5 September	0.378

Total calculated dose while at Bikini: 0.379 REM

FINAL DISPOSITION: GILLIAM sank in Bikini lagoon on July 1, 1946 as a result of Shot ABLE.

**DATA NOT AVAILABLE TO RECONSTRUCT
THE SHIPBOARD GAMMA INTENSITY CURVE**

TARGET SHIP PARTICIPATION SUMMARY

NON-REMANED

SHIP: USS HUGHES (DD-410)

CREW SIZE: 81

MISSION: USS HUGHES was a CROSSROADS target ship and arrived at Bikini prior to June 30, 1946 to prepare for the operation. It was anchored in the lagoon and remained there as one of the 84 target ships for the nuclear test detonations that occurred on July 1 and July 25, 1946.

SHOT DATA:	<u>TEST</u>	<u>DATE (TIME)</u>	<u>YIELD</u>	<u>TYPE DETONATION</u>
	ABLE	1 July 46 (0900)	23 KT	Air Burst (+520 ft)
	BAKER	25 July 46 (0835)	23 KT	Shallow Underwater (-90 ft)

AVERAGE CREW MEMBER DOSE HISTORY

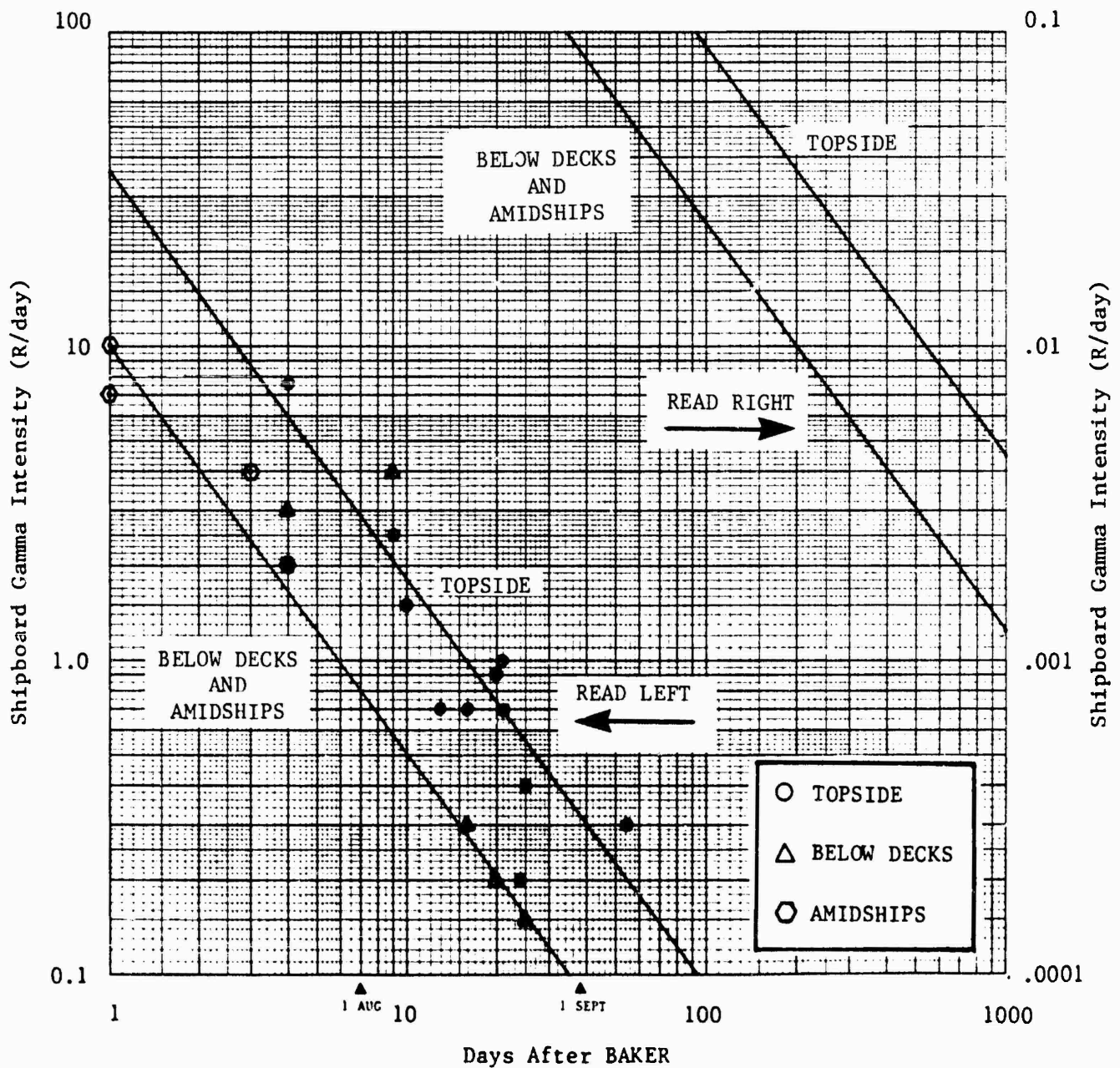
<u>DATE (1946)</u>	<u>CREW LOCATION</u>	<u>RECONSTRUCTED FILM BADGE DOSE (REM)</u>
	ABLE	
30 June - 1 July	Evacuated aboard BAYFIELD (APA-35) (Observed Shot ABLE from a distance of 22 miles)	0.000
2 July -17 July	Aboard HUGHES	0.082
18 July -19 July	Evacuated aboard BAYFIELD	0.000
20 July -23 July	Aboard HUGHES	0.002
	BAKER	
24 July -31 July	Evacuated aboard BAYFIELD (Observed Shot BAKER from a distance of 15 miles)	0.024
1 August-27 August	Aboard ROCKINGHAM (APA-229) which departed Bikini on 24 August	0.206
28 August	Crew transferred to NIAGARA	

Total calculated dose while at Bikini: 0.314 REM

This reconstruction does not include time aboard the target ship for activities such as damage control, decontamination or inspection after the detonations except when the entire crew returned to live aboard the ship.

FINAL DISPOSITION: HUGHES was beached at Enyu Island on July 26, 1946. It was later towed to San Francisco for radiological tests and subsequently used as a target ship. It was finally sunk by air attack on October 16, 1948 at 31-47N, 118-40W.

USS HUGHES (DD-410)



SHIPBOARD GAMMA INTENSITY CURVES: The average gamma intensity curves for topside amidships, and below decks locations on target ships are discussed in detail in sections 2.4 and 4.0 of the basic report. The data points and average curve are presented as a function of time in days after Shot Baker. The curves are sometimes shown in a folded fashion and care should be exercised when reading the proper intensity scale. In some cases the available data does not discriminate between individual curves for each location.

Figure A-14. Shipboard Gamma Intensity vs. Time - USS HUGHES (DD-410)

TARGET SHIP PARTICIPATION SUMMARY

NON-REMANED

SHIP: USS INDEPENDENCE (CVL-22)

CREW SIZE: 343

MISSION: USS INDEPENDENCE was a CROSSROADS target ship and arrived at Bikini prior to June 30, 1946 to prepare for the operation. It was anchored in the lagoon and remained there as one of the 84 target ships for the nuclear test detonations that occurred on July 1 and July 25, 1946.

SHOT DATA:	<u>TEST</u>	<u>DATE (TIME)</u>	<u>YIELD</u>	<u>TYPE DETONATION</u>
	ABLE	1 July 46 (0900)	23 KT	Air Burst (+520 ft)
	BAKER	25 July 46 (0835)	23 KT	Shallow Underwater (-90 ft)

AVERAGE CREW MEMBER DOSE HISTORY

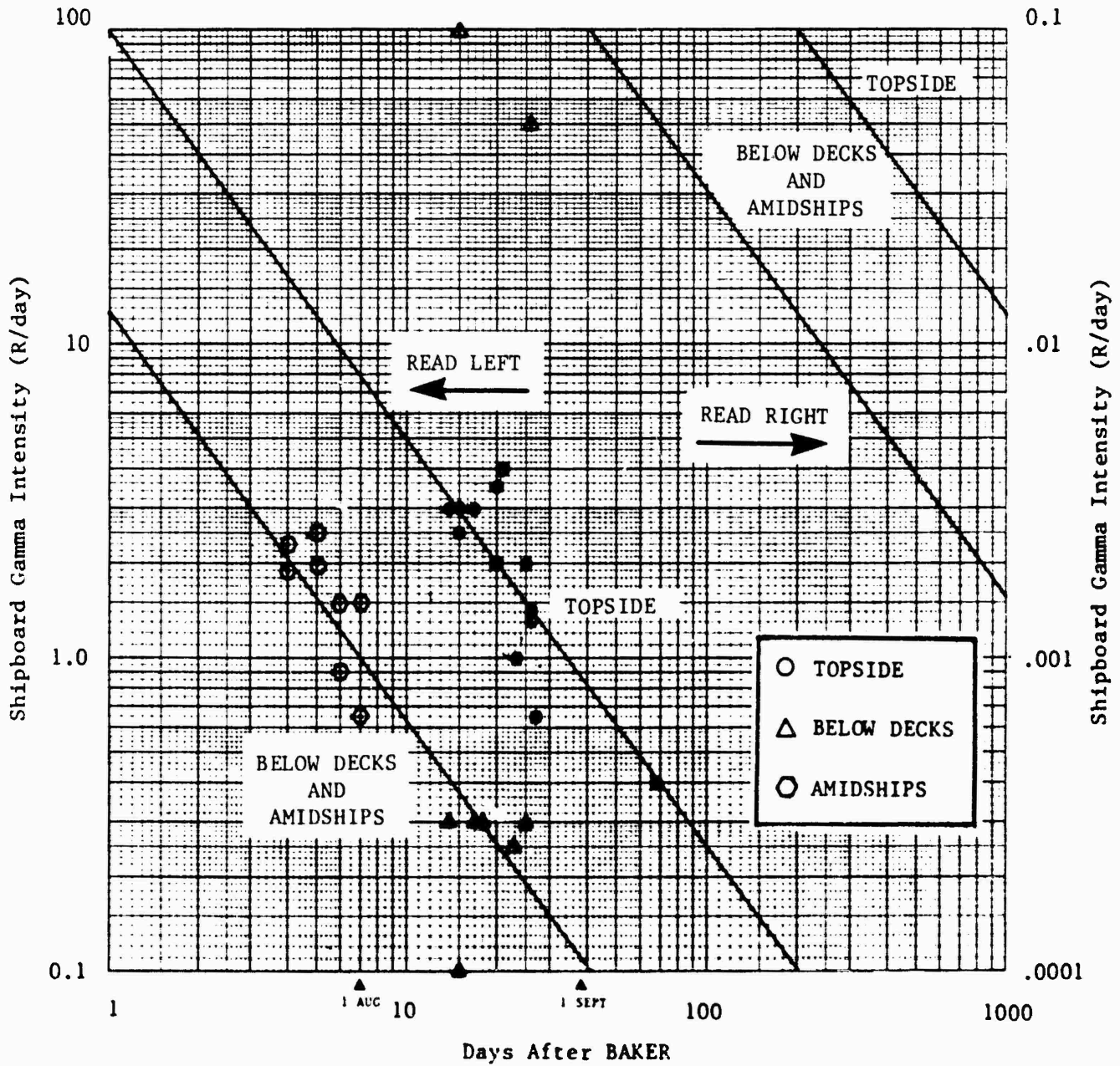
<u>DATE (1946)</u>	<u>CREW LOCATION</u>	<u>RECONSTRUCTED FILM BADGE DOSE (REM)</u>
30 June - 12 August	ABLE Evacuated aboard ROCKWALL (APA-230) (Observed Shots ABLE and BAKER from distances of 23 and 16 miles, respectively)	0.161
13 August-18 August 18 August	Aboard AJAX (AR-6) Approximately half the crew transferred to ARTEMIS.	0.039

Total calculated dose up until the date when the crew splintered: 0.200 REM

This reconstruction does not include time aboard the target ship for activities such as damage control, decontamination or inspection after the detonations except when the entire crew returned to live aboard the ship.

FINAL DISPOSITION: INDEPENDENCE was towed to Kwajalein on August 22, 1946. In October 1946, it was towed to San Francisco, arriving there on June 16, 1947. While at San Francisco, it underwent radiological tests and was eventually sunk in special tests of new aerial and undersea weapons on January 26, 1951 at 37-20.3N, 123-04W.

USS INDEPENDENCE (CVL-22)



SHIPBOARD GAMMA INTENSITY CURVES: The average gamma intensity curves for topside amidships, and below decks locations on target ships are discussed in detail in sections 2.4 and 4.0 of the basic report. The data points and average curve are presented as a function of time in days after Shot Baker. The curves are sometimes shown in a folded fashion and care should be exercised when reading the proper intensity scale. In some cases the available data does not discriminate between individual curves for each location.

Figure A-15. Shipboard Gamma Intensity vs. Time - USS INDEPENDENCE (CVL-22)

TARGET SHIP PARTICIPATION SUMMARY

NON-REMANED

SHIP: USS LAMSON (DD-367)

CREW SIZE: 119

MISSION: USS LAMSON was a CROSSROADS target ship and arrived at Bikini prior to June 30, 1946 to prepare for the operation. It was anchored in the lagoon and remained there as one of the 84 target ships for the nuclear test detonation that occurred on July 1, 1946.

SHOT DATA:	<u>TEST</u>	<u>DATE (TIME)</u>	<u>YIELD</u>	<u>TYPE DETONATION</u>
	ABLE	1 July 46 (0900)	23 KT	Air Burst (+520 ft)

AVERAGE CREW MEMBER DOSE HISTORY

<u>DATE (1946)</u>	<u>CREW LOCATION</u>	<u>RECONSTRUCTED FILM BADGE DOSE (REM)</u>
30 June - 9 July	ABLE Evacuated aboard HENRICO (AP-45) (Observed Shot ABLE from a distance of 12 miles) Approximately half the crew transferred to AJAX for further assignment.	0.002

Total calculated dose up until the date when the crew splintered: 0.002 REM

FINAL DISPOSITION: LAMSON sank in Bikini lagoon on July 1, 1946 as a result of Shot ABLE.

**DATA NOT AVAILABLE TO RECONSTRUCT
THE SHIPBOARD GAMMA INTENSITY CURVE**

TARGET SHIP PARTICIPATION SUMMARY

NON-REMANED

SHIP: USS LCI-327

CREW SIZE: 18

MISSION: USS LCI-327 was a CROSSROADS target ship and arrived at Bikini prior to June 30, 1946 to prepare for the operation. It was anchored in the lagoon and remained there as one of the 84 target ships for the nuclear test detonations that occurred on July 1 and July 25, 1946.

SHOT DATA:	<u>TEST</u>	<u>DATE (TIME)</u>	<u>YIELD</u>	<u>TYPE DETONATION</u>
	ABLE	1 July 46 (0900)	23 KT	Air Burst (+520 ft)
	BAKER	25 July 46 (0835)	23 KT	Shallow Underwater (-90 ft)

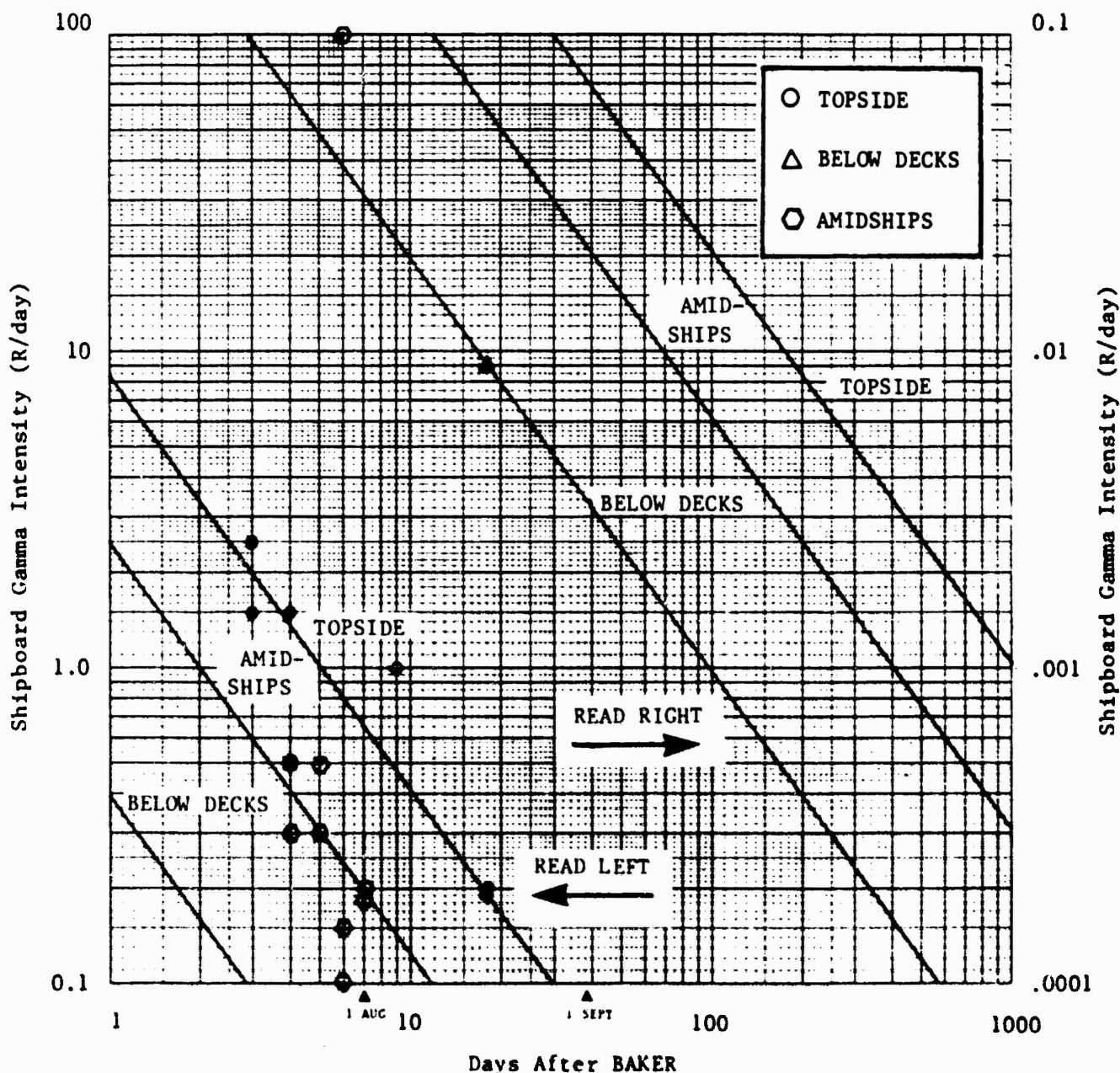
AVERAGE CREW MEMBER DOSE HISTORY

<u>DATE (1946)</u>	<u>CREW LOCATION</u>	<u>RECONSTRUCTED FILM BADGE DOSE (REM)</u>
	ABLE	
30 June - 1 July	Evacuated aboard BAYFIELD (APA-33) (Observed Shot ABLE from a distance of 22 miles)	0.000
2 July -17 July	Aboard LCI-327	0.003
18 July -19 July	Evacuated aboard BAYFIELD	0.000
20 July -23 July	Aboard LCI-327	0.000
	BAKER	
24 July -31 July	Evacuated aboard BAYFIELD (Observed shot BAKER from a distance of 15 miles)	0.024
1 August-23 August	Aboard ROCKBRIDGE (APA-228) which departed Bikini on 23 August.	0.284
28 August	Crew transferred to FALL RIVER (1), AJAX (14), and GENEVA (3).	

Total calculated dose while at Bikini: 0.311 REM

This reconstruction does not include time aboard the target ship for activities such as damage control, decontamination or inspection after the detonations except when the entire crew returned to live aboard the ship.

FINAL DISPOSITION: LCI-327 was towed to Kwajalein after CROSSROADS where it was beached on Bascombe Island. It was destroyed on October 30, 1947.



SHIPBOARD GAMMA INTENSITY CURVES: The average gamma intensity curves for topside amidships, and below decks locations on target ships are discussed in detail in sections 2.4 and 4.0 of the basic report. The data points and average curve are presented as a function of time in days after Shot Baker. The curves are sometimes shown in a folded fashion and care should be exercised when reading the proper intensity scale. In some cases the available data does not discriminate between individual curves for each location.

Figure A-16. Shipboard Gamma Intensity vs. Time - USS LCI-327

TARGET SHIP PARTICIPATION SUMMARY

NON-REMANED

SHIP: LCI-332

CREW SIZE: 17

MISSION: USS LCI-332 was a CROSSROADS target ship and arrived at Bikini prior to June 30, 1946 to prepare for the operation. It was anchored in the lagoon and remained there as one of the 84 target ships for the nuclear test detonations that occurred on July 1 and July 25, 1946.

SHOT DATA:	<u>TEST</u>	<u>DATE (TIME)</u>	<u>YIELD</u>	<u>TYPE DETONATION</u>
	ABLE	1 July 46 (0900)	23 KT	Air Burst (+520 ft)
	BAKER	25 July 46 (0835)	23 KT	Shallow Underwater (-90 ft)

AVERAGE CREW MEMBER DOSE HISTORY

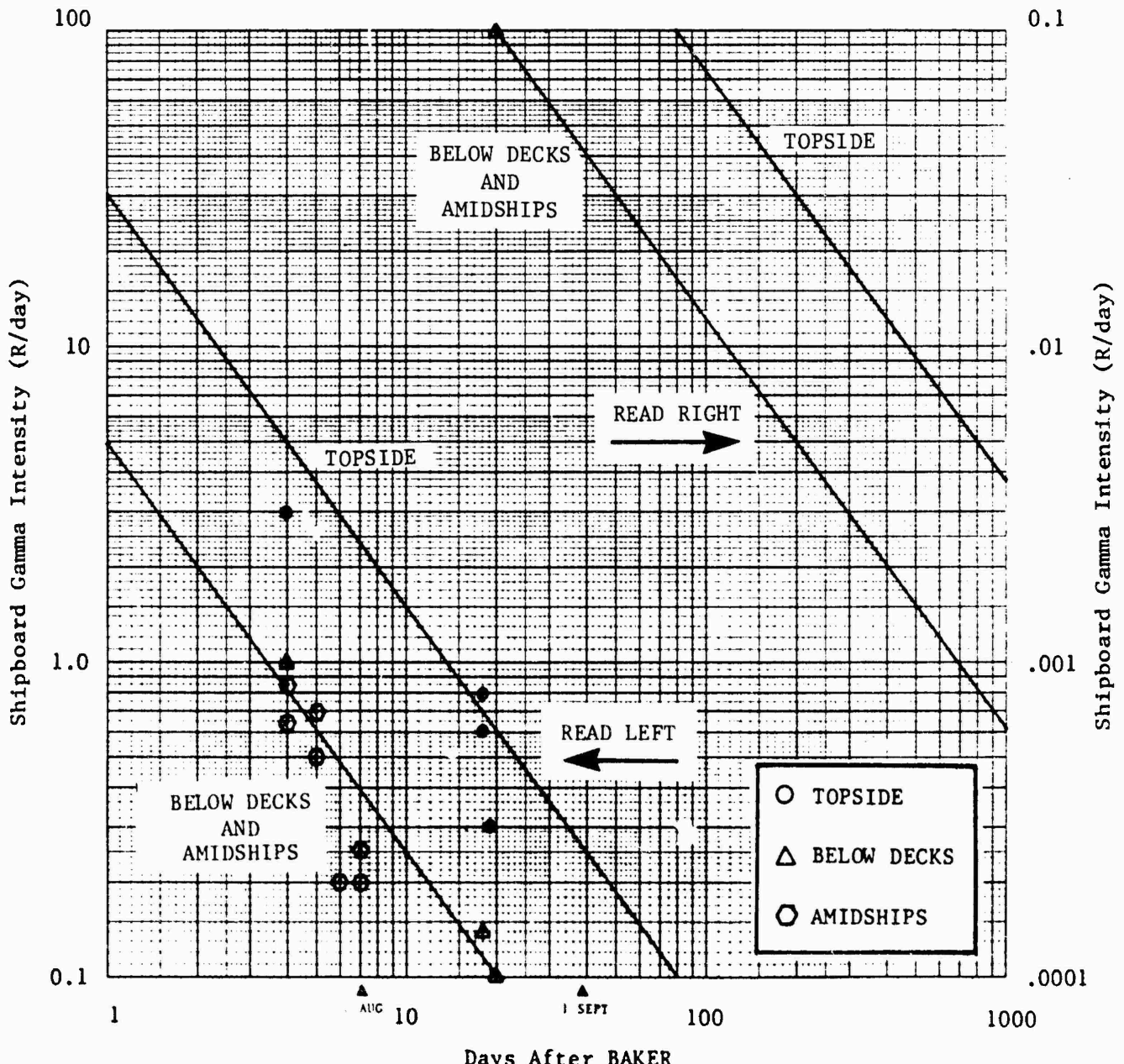
<u>DATE (1946)</u>	<u>CREW LOCATION</u>	<u>RECONSTRUCTED FILM BADGE DOSE (REM)</u>
	ABLE	
30 June - 1 July	Evacuated aboard BAYFIELD (APA-33) (Observed shot ABLE from a distance of 22 miles)	0.000
2 July -17 July	Aboard LCI-332	0.003
18 July -19 July	Evacuated aboard BAYFIELD	0.000
20 July -23 July	Aboard LCI-332	0.000
	BAKER	
24 July -31 July	Evacuated aboard BAYFIELD (Observed Shot BAKER from a distance of 15 miles)	0.024
1 August-23 August	Aboard ROCKBRIDGE (APA-228) which departed Bikini on 23 August.	0.284
28 August	Crew transferred to AJAX (12) and GENEVA (1).	

Total calculated dose while at Bikini: 0.311 REM

This reconstruction does not include time aboard the target ship for activities such as damage control, decontamination or inspection after the detonations except when the entire crew returned to live aboard the ship.

FINAL DISPOSITION: LCI-332 was towed to Kwajalein after CROSSROADS where it was sunk in deep water in September 1947.

USS LCI-332



SHIPBOARD GAMMA INTENSITY CURVES: The average gamma intensity curves for topside amidships, and below decks locations on target ships are discussed in detail in sections 2.4 and 4.0 of the basic report. The data points and average curve are presented as a function of time in days after Shot Baker. The curves are sometimes shown in a folded fashion and care should be exercised when reading the proper intensity scale. In some cases the available data does not discriminate between individual curves for each location.

Figure A-17. Shipboard Gamma Intensity vs. Time - USS LCI-332

TARGET SHIP PARTICIPATION SUMMARY

NON-REMANNED

SHIP: USS LCI-620

CREW SIZE: 16

MISSION: USS LCI-620 was a CROSSROADS target ship and arrived at Bikini prior to June 30, 1946 to prepare for the operation. It was beached in the lagoon and remained there as one of the 84 target ships for the nuclear test detonations that occurred on July 1 and July 25, 1946.

SHOT DATA:	<u>TEST</u>	<u>DATE (TIME)</u>	<u>YIELD</u>	<u>TYPE DETONATION</u>
	ABLE	1 July 46 (0900)	23 KT	Air Burst (+520 ft)
	BAKER	25 July 46 (0835)	23 KT	Shallow Underwater (-90 ft)

AVERAGE CREW MEMBER DOSE HISTORY

<u>DATE (1946)</u>	<u>CREW LOCATION</u>	<u>RECONSTRUCTED FILM BADGE DOSE (REM)</u>
30 June - 3 August	ABLE/BAKER Evacuated aboard BAYFIELD (APA-33) (Observed Shots ABLE and BAKER from distances of 22 and 15 miles, respectively)	0.063
4 August-13 August	Aboard ROCKBRIDGE	0.137
14 August-22 August	Enlisted crew aboard FILLMORE which departed Bikini on 22 August.	0.049
14 August-23 August	Officers aboard ROCKBRIDGE which departed Bikini on 23 August.	0.074

Total calculated dose while at Bikini: 0.249 REM (Enlisted)
0.274 REM (Officers)

This reconstruction does not include time aboard the target ship for activities such as damage control, decontamination or inspection after the detonations except when the entire crew returned to live aboard the ship.

FINAL DISPOSITION: LCI-620 was towed to sea on August 10, 1946 and sunk by gunfire.

TARGET SHIP PARTICIPATION SUMMARY

NON-REASONED

SHIP: USS LSM-60

CREW SIZE: 44

MISSION: USS LSM-60 was a CROSSROADS target ship and arrived at Bikini on July 4, 1946 to prepare for the operation. It was anchored in the lagoon and remained there as one of the 84 target ships for the nuclear test detonation that occurred July 25, 1946.

SHOT DATA:	<u>TEST</u>	<u>DATE (TIME)</u>	<u>YIELD</u>	<u>TYPE DETONATION</u>
	BAKER	25 July 46 (0835)	23 KT	Shallow Underwater (-90 ft)

AVERAGE CREW MEMBER DOSE HISTORY

<u>DATE (1946)</u>	<u>CREW LOCATION</u>	<u>RECONSTRUCTED FILM BADGE DOSE (REM)</u>
	BAKER	
4 July-17 July	Aboard LSM-60	0.000
18 July-19 July	Evacuated aboard ALBEMARLE (AV-5)	0.000
20 July-24 July	Aboard LSM-60	0.000
25 July	Evacuated aboard ALBEMARLE which departed Bikini on 25 July. (Observed Shot BAKER from a distance of 8 miles).	0.000

Total calculated dose while at Bikini: 0.000 REM

FINAL DISPOSITION: LSM-60 was the bomb carrier for CROSSROADS Shot BAKER and, hence, sank in Bikini lagoon as a result of this detonation.

TARGET SHIP PARTICIPATION SUMMARY

NON-REMANED

SHIP: USS LST-52

CREW SIZE: 63

MISSION: USS LST-52 was a CROSSROADS target ship and arrived at Bikini prior to June 30, 1946 to prepare for the operation. It was anchored in the lagoon and remained there as one of the 84 target ships for the nuclear test detonations that occurred on July 1 and July 25, 1946.

SHOT DATA:	<u>TEST</u>	<u>DATE (TIME)</u>	<u>YIELD</u>	<u>TYPE DETONATION</u>
	ABLE	1 July 46 (0900)	23 KT	Air Burst (+520 ft)
	BAKER	25 July 46 (0835)	23 KT	Shallow Underwater (-90 ft)

AVERAGE CREW MEMBER DOSE HISTORY

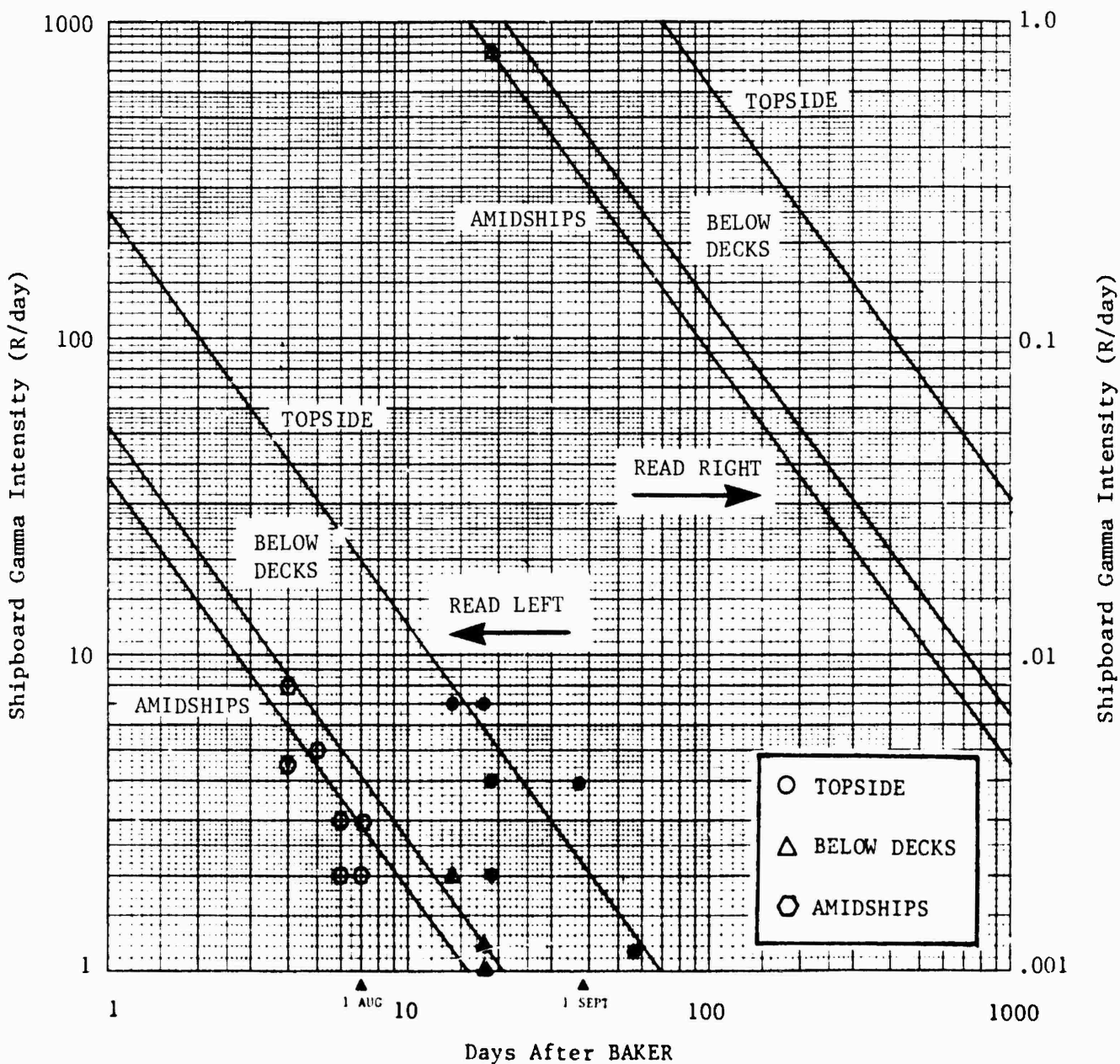
<u>DATE (1946)</u>	<u>CREW LOCATION</u>	<u>RECONSTRUCTED FILM BADGE DOSE (REM)</u>
	ABLE	
30 June - 1 July	Evacuated aboard ROCKWALL (APA-230) (Observed Shot ABLE from a distance of 23 miles)	0.000
2 July -16 July	Aboard LST-52	0.012
17 July -18 July	Evacuated aboard ROCKWALL	0.000
19 July -23 July	Aboard LST-52	0.000
	BAKER	
24 July -18 August	Evacuated aboard ROCKWALL (Observed Shot BAKER from a distance of 16 miles)	0.203
19 August-26 August	Aboard DIXIE which departed Bikini on 25 August.	0.025

Total calculated dose while at Bikini: 0.240 REM

This reconstruction does not include time aboard the target ship for activities such as damage control, decontamination or inspection after the detonations except when the entire crew returned to live aboard the ship.

FINAL DISPOSITION: LST-52 was decommissioned on August 28, 1946 and towed to Kwajalein. There, it was sunk by gunfire from the USS OAKLAND in April 1948 at 8-47N, 167-25E.

USS LST-52



SHIPBOARD GAMMA INTENSITY CURVES: The average gamma intensity curves for topside amidships, and below decks locations on target ships are discussed in detail in sections 2.4 and 4.0 of the basic report. The data points and average curve are presented as a function of time in days after Shot Baker. The curves are sometimes shown in a folded fashion and care should be exercised when reading the proper intensity scale. In some cases the available data does not discriminate between individual curves for each location.

Figure A-18. Shipboard Gamma Intensity vs. Time - USS LST-52

TARGET SHIP PARTICIPATION SUMMARY

NON-REMANNED

SHIP: USS LST-125

CREW SIZE: 56 (only 2 remained after 13 July)

MISSION: USS LST-125 was a CROSSROADS target ship and arrived at Bikini on July 9, 1946 from Subic Bay, P.I. to prepare for the operation. It was beached in the lagoon and remained there as one of the 84 target ships for the nuclear test detonation that occurred on July 25, 1946.

SHOT DATA:	<u>TEST</u>	<u>DATE (TIME)</u>	<u>YIELD</u>	<u>TYPE DETONATION</u>
	BAKER	25 July 46 (0835)	23 KT	Shallow Underwater (-90 ft)

AVERAGE CREW MEMBER DOSE HISTORY

<u>DATE (1946)</u>	<u>CREW LOCATION</u>	<u>RECONSTRUCTED FILM BADGE DOSE (REM)</u>
	Unknown	

Total calculated dose while at Bikini: Unknown (All but 2 crew members departed Bikini by 13 July).

FINAL DISPOSITION: LST-125 remained beached in Bikini lagoon until August 11, 1946. It was then towed out to sea and sunk by gunfire of the USS FALL RIVER on August 14, 1946 at 11-25N, 165-25E.

**DATA NOT AVAILABLE TO RECONSTRUCT
THE SHIPBOARD GAMMA INTENSITY CURVE**

TARGET SHIP PARTICIPATION SUMMARY

NON-REMANNED

SHIP: USS LST-133

CREW SIZE: 78

MISSION: USS LST-133 was a CROSSROADS target ship and arrived at Bikini prior to June 30, 1946 to prepare for the operation. It was beached in the lagoon and remained there as one of the 84 target ships for the nuclear test detonations that occurred on July 1 and July 25, 1946.

SHOT DATA:	<u>TEST</u>	<u>DATE (TIME)</u>	<u>YIELD</u>	<u>TYPE DETONATION</u>
	ABLE	1 July 46 (0900)	23 KT	Air Burst (+520 ft)
	BAKER	25 July 46 (0835)	23 KT	Shallow Underwater (-90 ft)

AVERAGE CREW MEMBER DOSE HISTORY

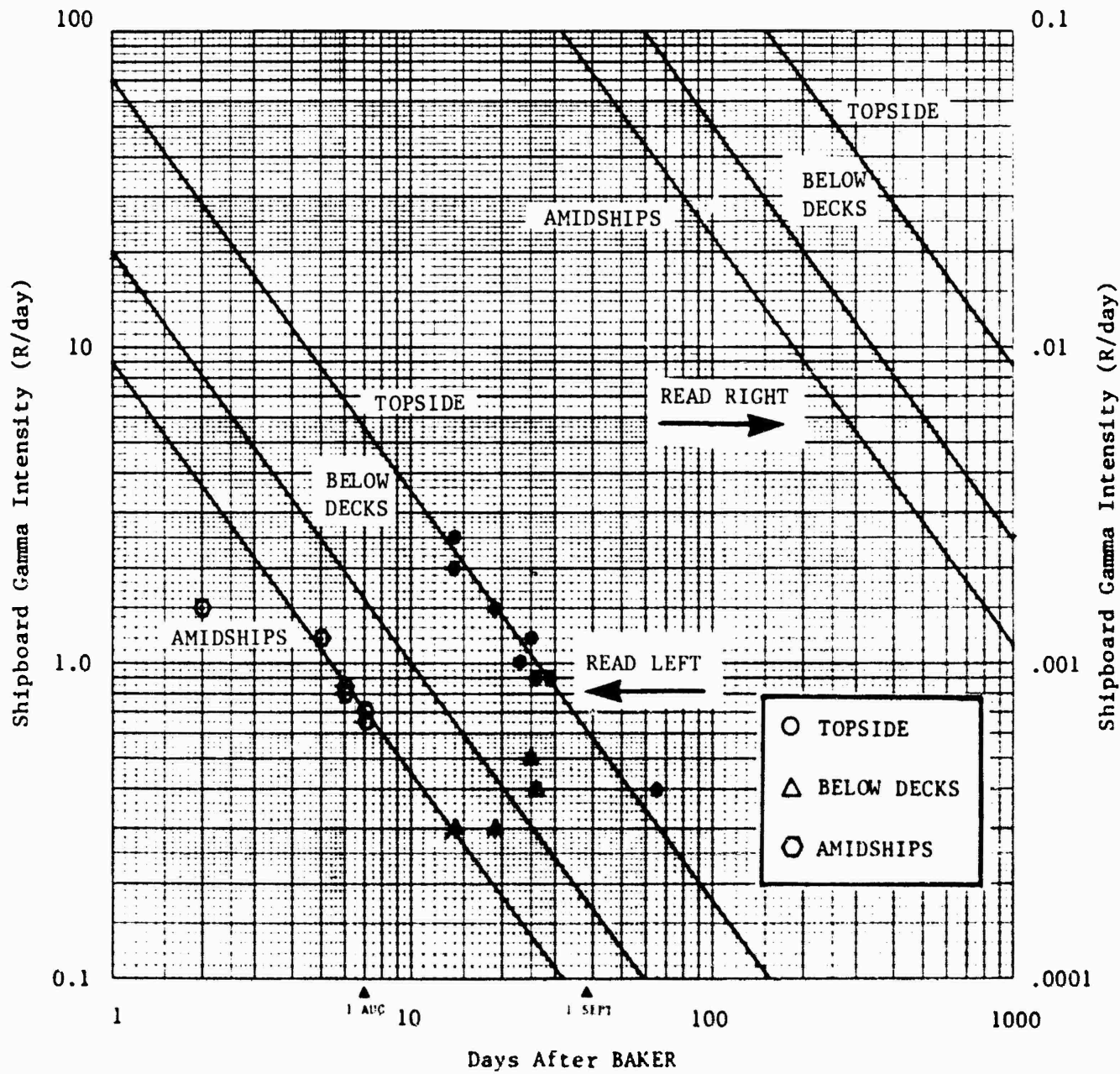
<u>DATE (1946)</u>	<u>CREW LOCATION</u>	<u>RECONSTRUCTED FILM BADGE DOSE (REM)</u>
	ABLE	
25 June - 1 July	Evacuated aboard ROCKWALL (APA-230) (Observed Shot ABLE from a distance of 23 miles)	0.000
2 July -16 July	Aboard LST-133	0.000
17 July -18 July	Evacuated aboard ROCKWALL	0.000
19 July -22 July	Aboard LST-133	0.000
	BAKER	
23 July -19 August	Evacuated aboard ROCKWALL which departed Bikini on 19 August. (Observed Shot BAKER from a distance of 16 miles)	0.207
28 August	Majority of crew transferred to AJAX, DIXIE, and GENEVA.	

Total calculated dose while at Bikini: 0.207 REM

This reconstruction does not include time aboard the target ship for activities such as damage control, decontamination or inspection after the detonations except when the entire crew returned to live aboard the ship.

FINAL DISPOSITION: LST-133 was decommissioned on August 28, 1946 and towed to Kwajalein where it was deliberately sunk on May 11, 1948 at 8-48N, 167-10E.

USS LST-133



SHIPBOARD GAMMA INTENSITY CURVES: The average gamma intensity curves for topside amidships, and below decks locations on target ships are discussed in detail in sections 2.4 and 4.0 of the basic report. The data points and average curve are presented as a function of time in days after Shot Baker. The curves are sometimes shown in a folded fashion and care should be exercised when reading the proper intensity scale. In some cases the available data does not discriminate between individual curves for each location.

Figure A-19. Shipboard Gamma Intensity vs. Time - USS LST-133

TARGET SHIP PARTICIPATION SUMMARY

NON-REMANED

SHIP: USS LST-220

CREW SIZE: 59

MISSION: USS LST-220 was a CROSSROADS target ship and arrived at Bikini prior to June 30, 1946 to prepare for the operation. It was anchored in the lagoon and remained there as one of the 84 target ships for the nuclear test detonations that occurred on July 1 and July 25, 1946.

SHOT DATA:	<u>TEST</u>	<u>DATE (TIME)</u>	<u>YIELD</u>	<u>TYPE DETONATION</u>
	ABLE	1 July 46 (0900)	23 KT	Air Burst (+520 ft)
	BAKER	25 July 46 (0835)	23 KT	Shallow Underwater (-90 ft)

AVERAGE CREW MEMBER DOSE HISTORY

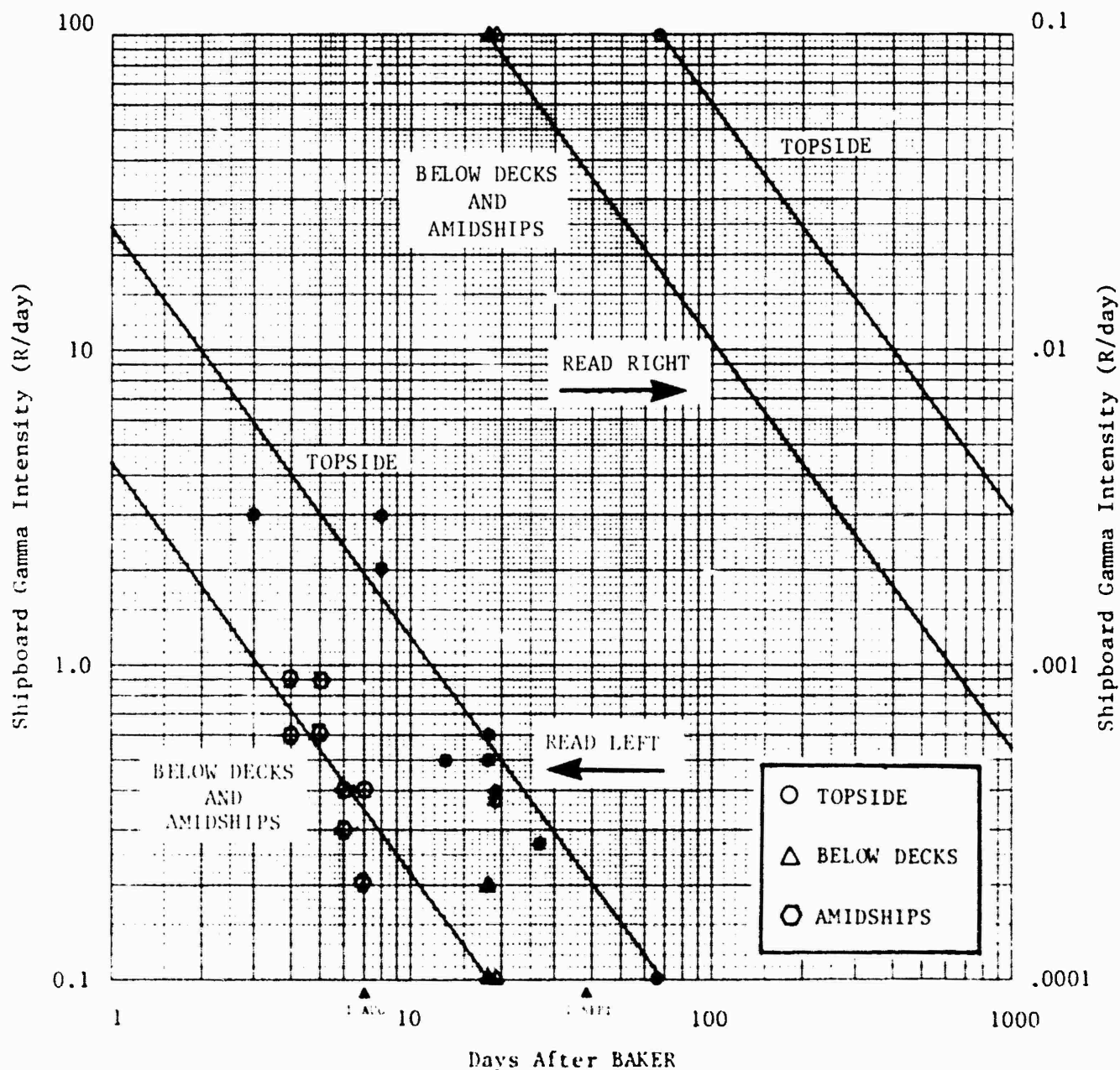
<u>DATE (1946)</u>	<u>CREW LOCATION</u>	<u>RECONSTRUCTED FILM BADGE DOSE (REM)</u>
30 June - 1 July	ABLE Evacuated aboard ROCKWALL (APA-230) (Observed Shot ABLE from a distance of 23 miles)	0.000
2 July -23 July	Aboard LST-220	0.005
24 July -19 August	BAKER Evacuated aboard ROCKWALL which departed Bikini on 19 August (Observed Shot BAKER from a distance of 16 miles)	0.207
20 August-23 August	Crew transferred to AJAX which departed bikini on 23 August.	0.014

Total calculated dose while at Bikini: 0.226 REM

This reconstruction does not include time aboard the target ship for activities such as damage control, decontamination or inspection after the detonations except when the entire crew returned to live aboard the ship.

FINAL DISPOSITION: LST-220 was decommissioned on August 27, 1946. It was towed to Kwajalein and deliberately destroyed on May 12, 1948 at 8-44N, 167-25E.

USS LST-220



SHIPBOARD GAMMA INTENSITY CURVES: The average gamma intensity curves for topside amidships, and below decks locations on target ships are discussed in detail in sections 2.4 and 4.0 of the basic report. The data points and average curve are presented as a function of time in days after Shot Baker. The curves are sometimes shown in a folded fashion and care should be exercised when reading the proper intensity scale. In some cases the available data does not discriminate between individual curves for each location.

Figure A-20. Shipboard Gamma Intensity vs. Time - USS LST-220

TARGET SHIP PARTICIPATION SUMMARY

NON-REMANED

SHIP: USS LST-545

CREW SIZE: 47

MISSION: USS LST-545 was a CROSSROADS target ship and arrived at Bikini prior to June 30, 1946 to prepare for the operation. It was anchored in the lagoon and remained there as one of the 84 target ships for the nuclear test detonations that occurred on July 1 and July 25, 1946.

SHOT DATA:	<u>TEST</u>	<u>DATE (TIME)</u>	<u>YIELD</u>	<u>TYPE DETONATION</u>
	ABLE	1 July 46 (0900)	23 KT	Air Burst (+520 ft)
	BAKER	25 July 46 (0835)	23 KT	Shallow Underwater (-90 ft)

AVERAGE CREW MEMBER DOSE HISTORY

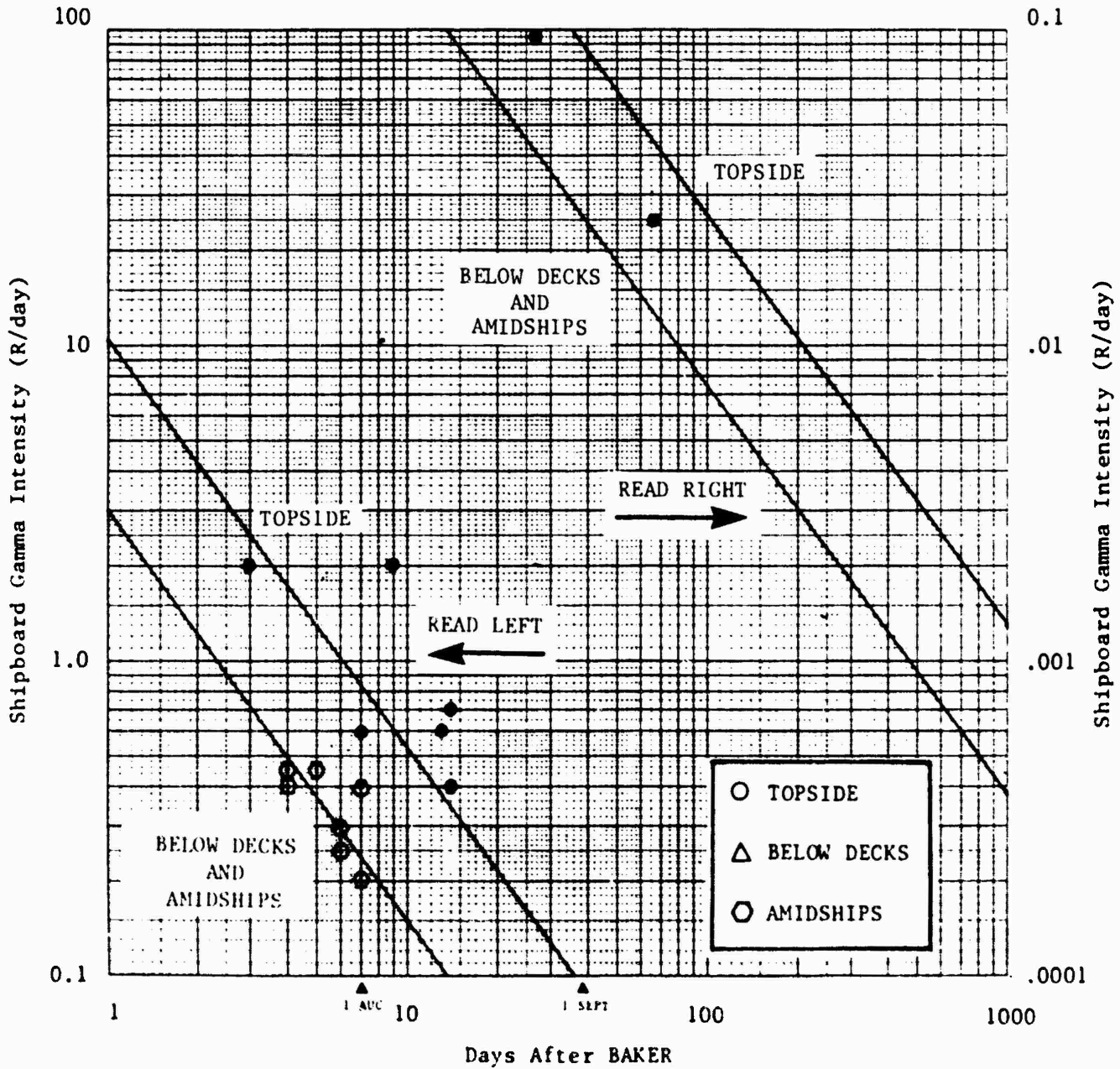
<u>DATE (1946)</u>	<u>CREW LOCATION</u>	<u>RECONSTRUCTED FILM BADGE DOSE (REM)</u>
	ABLE	
29 June - 1 July	Evacuated aboard ROCKWALL (APA-230) (Observed Shot ABLE from a distance of 23 miles)	0.000
2 July -17 July	Aboard LST-545	0.002
18 July -19 July	Evacuated aboard ROCKWALL	0.000
20 July -23 July	Aboard LST-545	0.000
	BAKER	
24 July -17 August	Evacuated aboard ROCKWALL (Observed Shot BAKER from a distance of 16 miles)	0.198
18 August-23 August	Crew transferred to AJAX which departed Bikini on 23 August.	0.024

Total calculated dose while at Bikini: 0.224 REM

This reconstruction does not include time aboard the target ship for activities such as damage control, decontamination or inspection after the detonations except when the entire crew returned to live aboard the ship.

FINAL DISPOSITION: LST-545 was decommissioned on August 27, 1946. It was then towed to Kwajalein where it was deliberately sunk on May 12, 1948 at 8-48N, 167-21E.

USS LST-545



SHIPBOARD GAMMA INTENSITY CURVES: The average gamma intensity curves for topside amidships, and below decks locations on target ships are discussed in detail in sections 2.4 and 4.0 of the basic report. The data points and average curve are presented as a function of time in days after Shot Baker. The curves are sometimes shown in a folded fashion and care should be exercised when reading the proper intensity scale. In some cases the available data does not discriminate between individual curves for each location.

Figure A-21. Shipboard Gamma Intensity vs. Time - USS LST-545

TARGET SHIP PARTICIPATION SUMMARY

NON-REMANED

SHIP: USS LST-661

CREW SIZE: 62 (By 24 July only 18 men still at Bikini)

MISSION: USS LST-661 was a CROSSROADS target ship and arrived at Bikini prior to June 30, 1946 to prepare for the operation. It was anchored in the lagoon and remained there as one of the 84 target ships for the nuclear test detonations that occurred on July 1 and July 25, 1946.

SHOT DATA:	<u>TEST</u>	<u>DATE (TIME)</u>	<u>YIELD</u>	<u>TYPE DETONATION</u>
	ABLE	1 July 46 (0900)	23 KT	Air Burst (+520 ft)
	BAKER	25 July 46 (0835)	23 KT	Shallow Underwater (-90 ft)

AVERAGE CREW MEMBER DOSE HISTORY

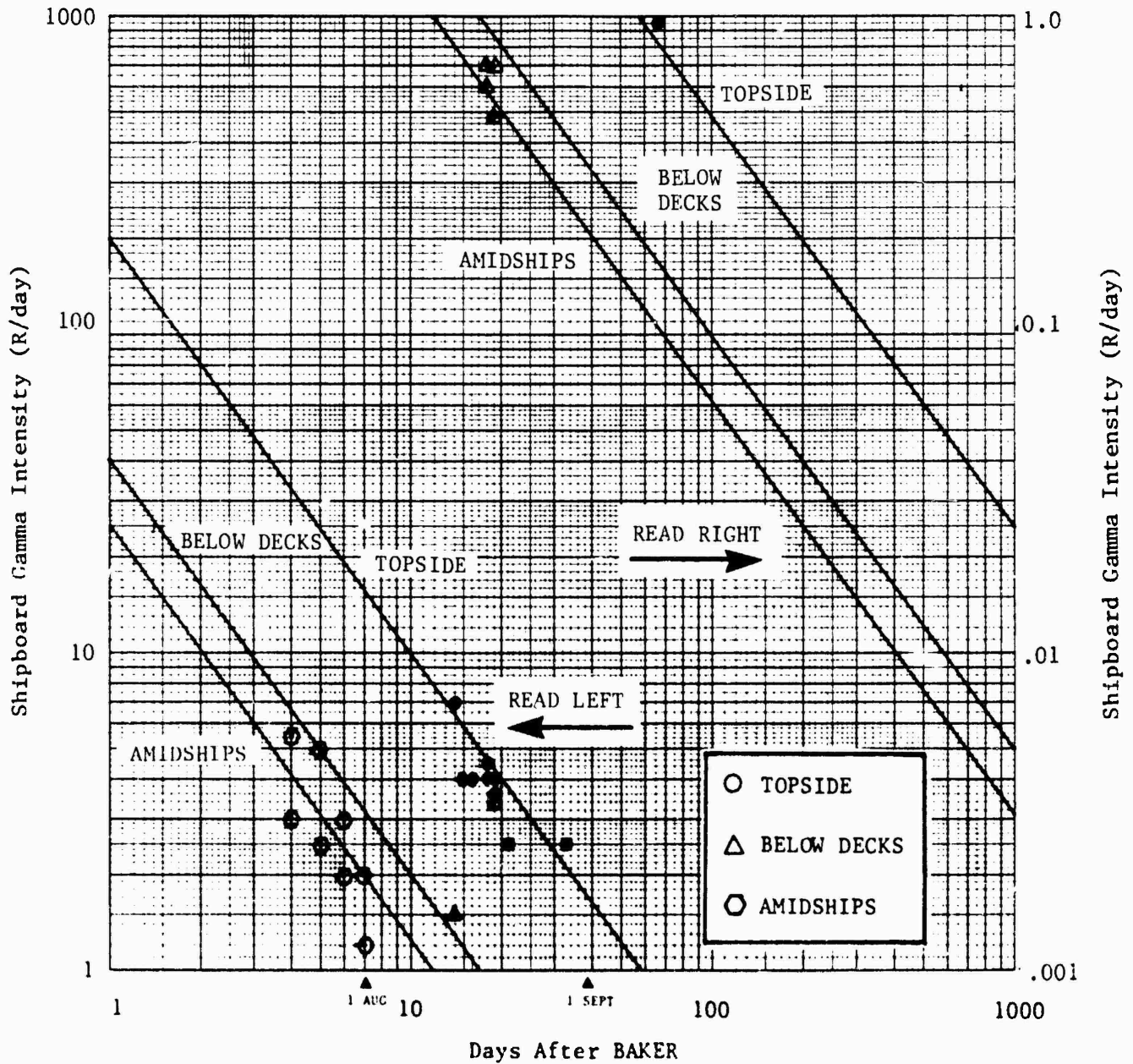
<u>DATE (1946)</u>	<u>CREW LOCATION</u>	<u>RECONSTRUCTED FILM BADGE DOSE (REM)</u>
	ABLE	
29 June - 1 July	Evacuated aboard ROCKWALL (APA-230) (Observed Shot ABLE from a distance of 23 miles)	0.000
2 July -16 July	Aboard LST-661	0.007
17 July -18 July	Evacuated aboard ROCKWALL	0.000
19 July -23 July	Aboard LST-661	0.000
	BAKER	
24 July -18 August	Evacuated aboard ROCKWALL (Observed Shot BAKER from a distance of 16 miles)	0.203
19 August-23 August	Aboard AJAX (AR-6) which departed Bikini on 23 August.	0.019
28 August	Crew transferred to GENEVA (8) and others.	

Total calculated dose while at Bikini: 0.229 REM

This reconstruction does not include time aboard the target ship for activities such as damage control, decontamination or inspection after the detonations except when the entire crew returned to live aboard the ship.

FINAL DISPOSITION: LST-661 was towed to Kwajalein after CROSSROADS where it was deliberately sunk on July 25, 1948 at 8-51.4N, 167-20.3E.

USS LST-661



SHIPBOARD GAMMA INTENSITY CURVES: The average gamma intensity curves for topside amidships, and below decks locations on target ships are discussed in detail in sections 2.4 and 4.0 of the basic report. The data points and average curve are presented as a function of time in days after Shot Baker. The curves are sometimes shown in a folded fashion and care should be exercised when reading the proper intensity scale. In some cases the available data does not discriminate between individual curves for each location.

Figure A-22. Shipboard Gamma Intensity vs. Time - USS LST-661

TARGET SHIP PARTICIPATION SUMMARY

NON-REMANED

SHIP: USS MAYRANT (DD-402)

CREW SIZE: 109

MISSION: USS MAYRANT was a CROSSROADS target ship and arrived at Bikini prior to June 30, 1946 to prepare for the operation. It was anchored in the lagoon and remained there as one of the 84 target ships for the nuclear test detonations that occurred on July 1 and July 25, 1946.

SHOT DATA:	TEST	DATE (TIME)	YIELD	TYPE DETONATION
	ABLE	1 July 46 (0900)	23 KT	Air Burst (+520 ft)
	BAKER	25 July 46 (0835)	23 KT	Shallow Underwater (-90 ft)

AVERAGE CREW MEMBER DOSE HISTORY

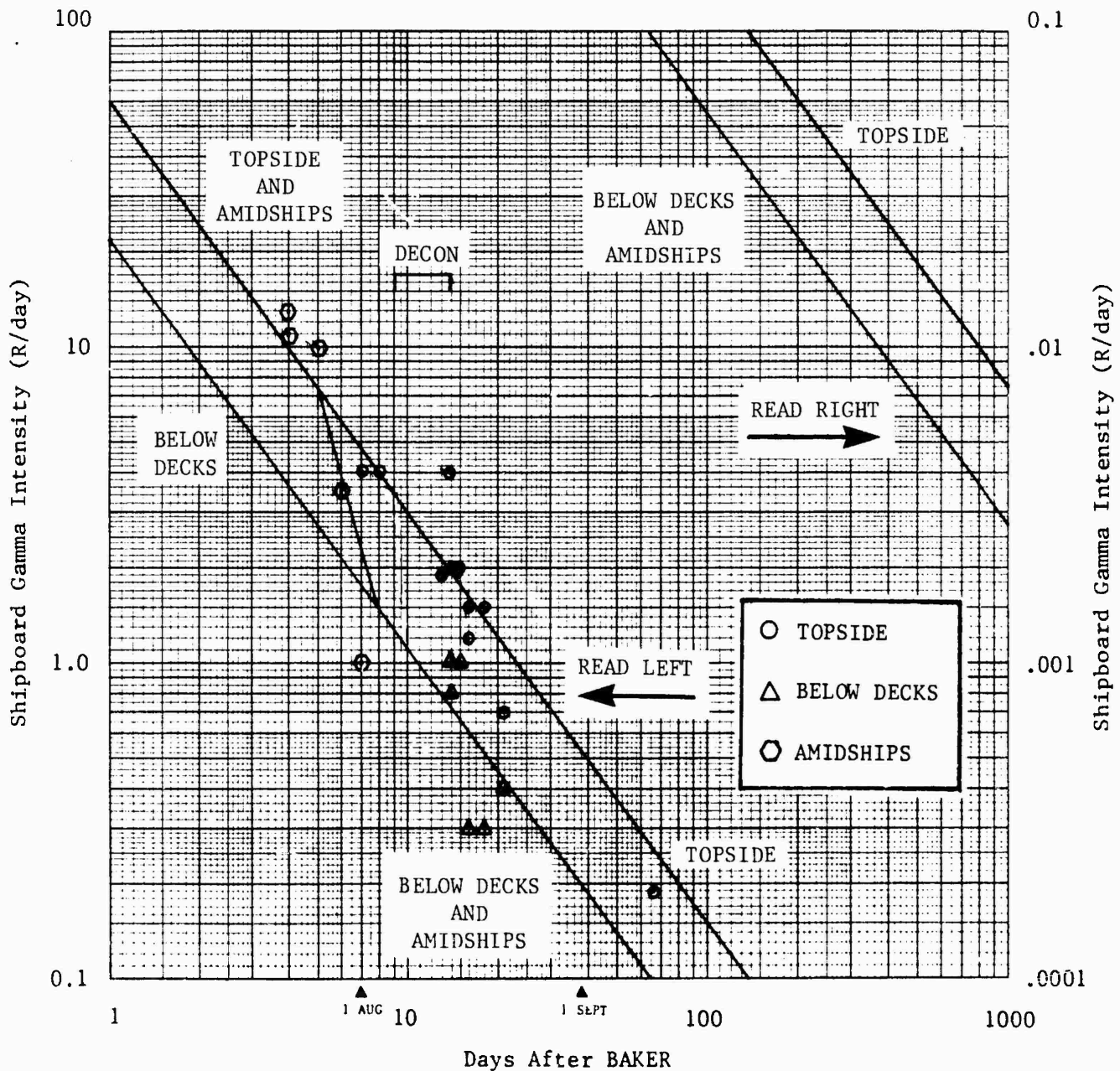
<u>DATE (1946)</u>	<u>CREW LOCATION</u>	<u>RECONSTRUCTED FILM BADGE DOSE (REM)</u>
ABLE		
30 June - 2 July	Evacuated aboard BOTTINEAU (APA-234) (Observed Shot ABLE from a distance of 25 miles)	0.001
3 July -17 July	Aboard MAYRANT	0.000
18 July -23 July	Evacuated aboard BOTTINEAU	0.000
BAKER		
24 July- 6 August	Evacuated aboard BOTTINEAU (Observed Shot BAKER from a distance of 16 miles)	0.131
7 August-11 August	Aboard ROCKBRIDGE (APA-228)	0.079
12 August-25 August	Aboard DIXIE (AD-14) which departed Bikini on 25 August.	0.073
27 August	Majority of crew transferred to BLADEN.	

Total calculated dose while at Bikini: 0.284 REM

This reconstruction does not include time aboard the target ship for activities such as damage control, decontamination or inspection after the detonations except when the entire crew returned to live aboard the ship.

FINAL DISPOSITION: MAYRANT was decommissioned on August 28, 1946. It was towed to Kwajalein for radiological tests and was deliberately sunk on April 4, 1948 by guns and torpedoes of DESDIV 12 at 8-49N, 167-23E.

USS MAYRANT (DD-402)



SHIPBOARD GAMMA INTENSITY CURVES: The average gamma intensity curves for topside amidships, and below decks locations on target ships are discussed in detail in sections 2.4 and 4.0 of the basic report. The data points and average curve are presented as a function of time in days after Shot Baker. The curves are sometimes shown in a folded fashion and care should be exercised when reading the proper intensity scale. In some cases the available data does not discriminate between individual curves for each location.

Figure A-23. Shipboard Gamma Intensity vs. Time - USS MAYRANT (DD-402)

TARGET SHIP PARTICIPATION SUMMARY

NON-REMANED

SHIP: USS MUGFORD (DD-389)

CREW SIZE: 126

MISSION: USS MUGFORD was a CROSSROADS target ship and arrived at Bikini prior to June 30, 1946 to prepare for the operation. It was anchored in the lagoon and remained there as one of the 84 target ships for the nuclear test detonations that occurred on July 1 and July 25, 1946.

SHOT DATA:	<u>TEST</u>	<u>DATE (TIME)</u>	<u>YIELD</u>	<u>TYPE DETONATION</u>
	ABLE	1 July 46 (0900)	23 KT	Air Burst (+520 ft)
	BAKER	25 July 46 (0835)	23 KT	Shallow Underwater (-90 ft)

AVERAGE CREW MEMBER DOSE HISTORY

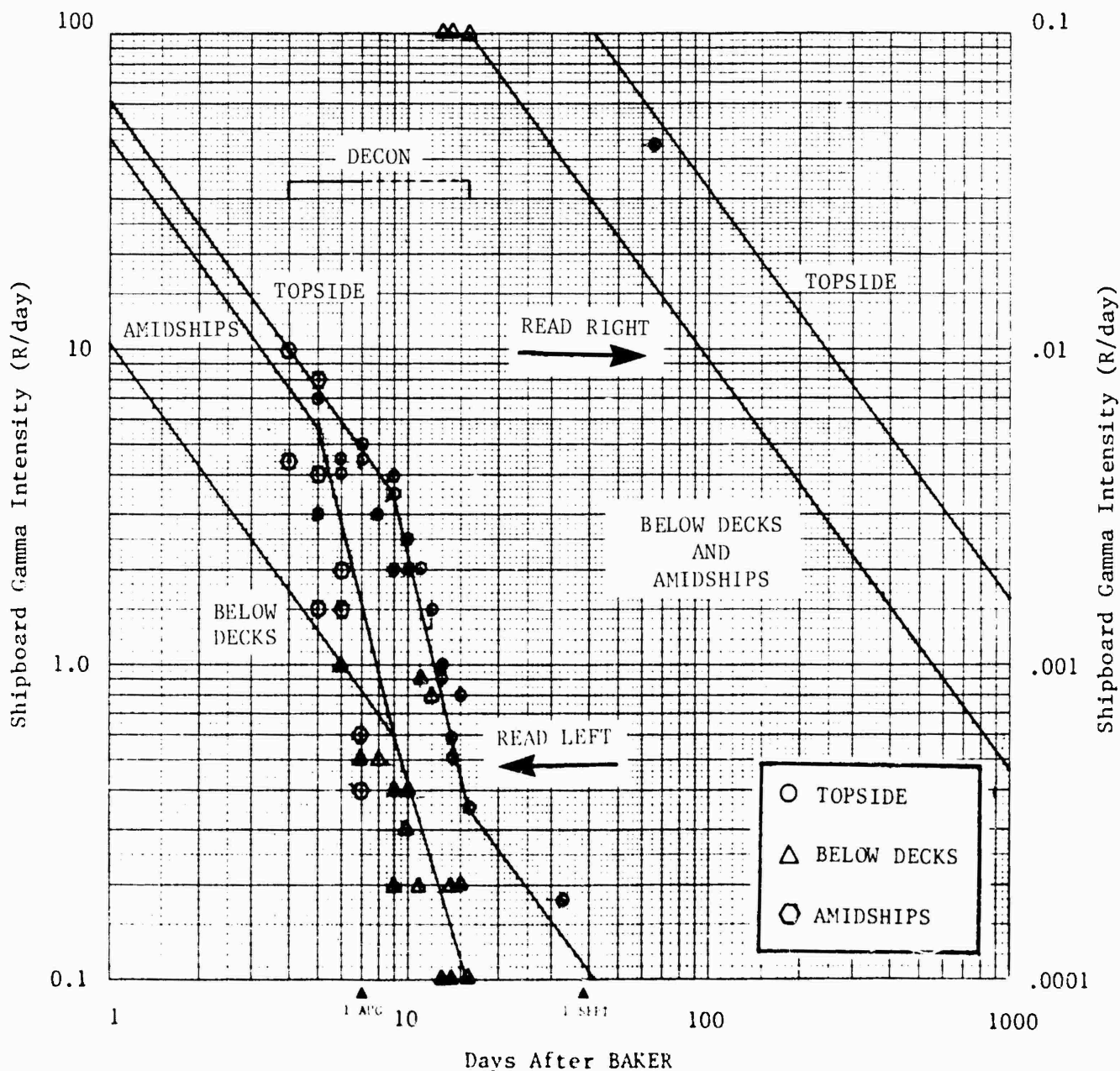
<u>DATE (1946)</u>	<u>CREW LOCATION</u>	<u>RECONSTRUCTED FILM BADGE DOSE (REM)</u>
ABLE		
30 June- 1 July	Evacuated aboard BOTTINEAU (APA-235) (Observed Shot ABLE from a distance of 25 miles)	0.000
2 July -17 July	Aboard MUGFORD	0.000
18 July -19 July	Evacuated aboard BOTTINEAU	0.000
20 July -23 July	Aboard MUGFORD	0.000
BAKER		
24 July -7 August	Evacuated aboard BOTTINEAU (Observed Shot BAKER from a distance of 16 miles)	0.143
8 August-17 August	Aboard ROCKWALL (APA-230)	0.098
18 August -20 August	Half aboard BLADEN (APA-63) which departed Bikini on 20 August. Remaining crew transferred to various units.	0.014

Total calculated dose while at Bikini: 0.255 REM

This reconstruction does not include time aboard the target ship for activities such as damage control, decontamination or inspection after the detonations except when the entire crew returned to live aboard the ship.

FINAL DISPOSITION: MUGFORD was towed to Kwajalein sometime after August 18, 1946. It remained there for decontamination experiments until it was scuttled off Kwajalein on March 22, 1948.

USS MUGFORD (DD-389)



SHIPBOARD GAMMA INTENSITY CURVES: The average gamma intensity curves for topside amidships, and below decks locations on target ships are discussed in detail in sections 2.4 and 4.0 of the basic report. The data points and average curve are presented as a function of time in days after Shot Baker. The curves are sometimes shown in a folded fashion and care should be exercised when reading the proper intensity scale. In some cases the available data does not discriminate between individual curves for each location.

Figure A-24. Shipboard Gamma Intensity vs. Time - USS MUGFORD (DD-389)

TARGET SHIP PARTICIPATION SUMMARY

NON-REMANNED

SHIP: USS MUSTIN (DD-413)

CREW SIZE: 112

MISSION: USS MUSTIN was a CROSSROADS target ship and arrived at Bikini prior to June 30, 1946 to prepare for the operation. It was anchored in the lagoon and remained there as one of the 84 target ships for the nuclear test detonations that occurred on July 1 and July 25, 1946.

SHOT DATA:	<u>TEST</u>	<u>DATE (TIME)</u>	<u>YIELD</u>	<u>TYPE DETONATION</u>
	ABLE	1 July 46 (0900)	23 KT	Air Burst (+520 ft)
	BAKER	25 July 46 (0835)	23 KT	Shallow Underwater (-90 ft)

AVERAGE CREW MEMBER DOSE HISTORY

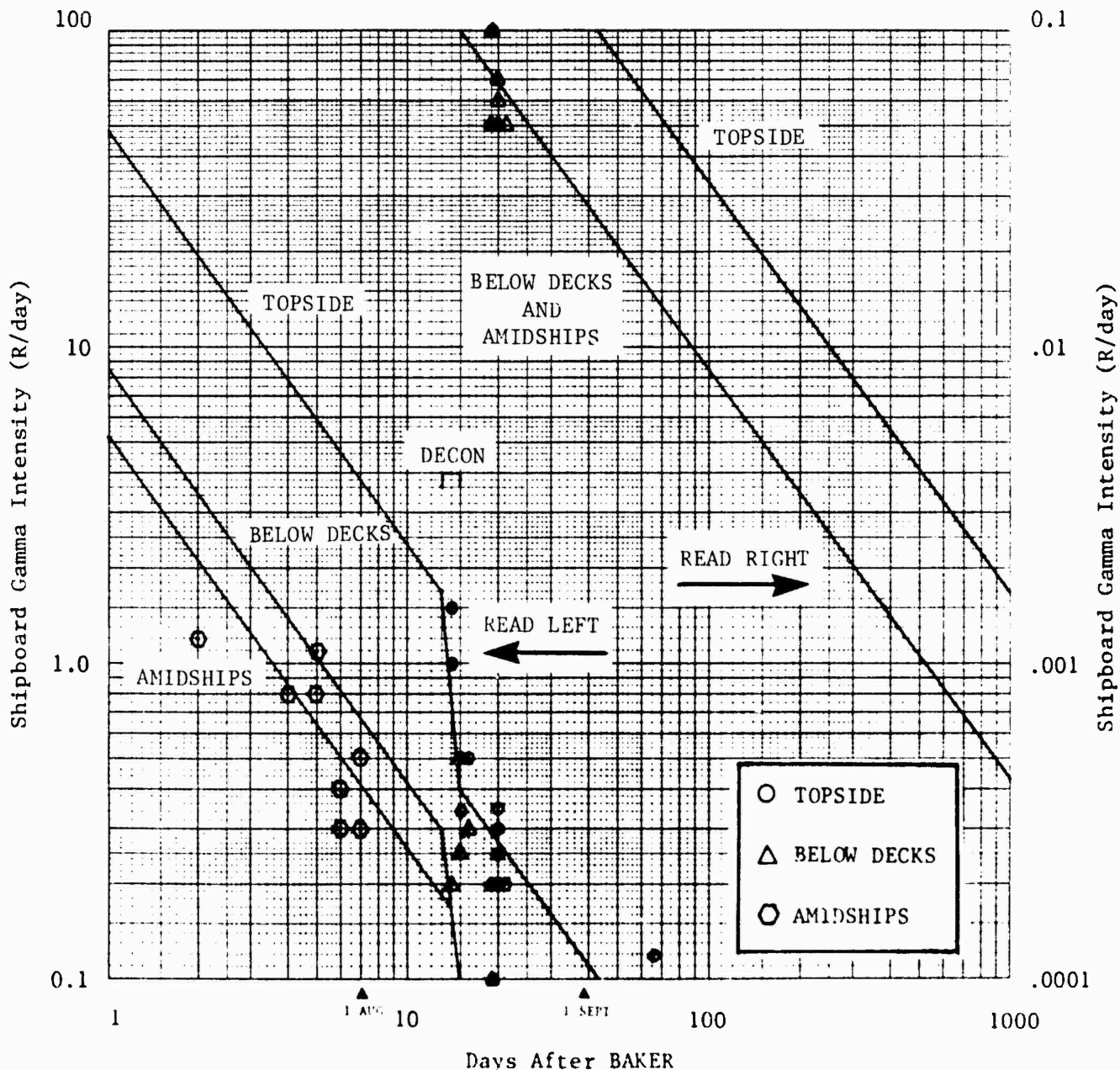
<u>DATE (1946)</u>	<u>CREW LOCATION</u>	<u>RECONSTRUCTED FILM BADGE DOSE (REM)</u>
	ABLE	
30 June - 1 July	Evacuated aboard BOTTINEAU (APA-235) (Observed Shot ABLE from a distance of 25 miles)	0.000
2 July -23 July	Aboard MUSTIN	0.003
	BAKER	
24 July - 6 August	Evacuated aboard BOTTINEAU (Observed Shot BAKER from a distance of 16 miles)	0.131
7 August -17 August 17 August-28 August	Aboard ROCKBRIDGE (APA-228) Crew transferred to ROCKWALL (88), PALMYRA (5), and others.	0.140

Total calculated dose up until the date when the crew splintered: 0.274 REM

This reconstruction does not include time aboard the target ship for activities such as damage control, decontamination or inspection after the detonations except when the entire crew returned to live aboard the ship.

FINAL DISPOSITION: MUSTIN was decommissioned on August 28, 1946. It had been towed to Kwajalein where it remained until it was destroyed by gunfire on April 18, 1948 at 8-47.8N, 167-11.5E.

USS MUSTIN (DD-413)



SHIPBOARD GAMMA INTENSITY CURVES: The average gamma intensity curves for topside amidships, and below decks locations on target ships are discussed in detail in sections 2.4 and 4.0 of the basic report. The data points and average curve are presented as a function of time in days after Shot Baker. The curves are sometimes shown in a folded fashion and care should be exercised when reading the proper intensity scale. In some cases the available data does not discriminate between individual curves for each location.

Figure A-25. Shipboard Gamma Intensity vs. Time - USS MUSTIN (DD-413)

TARGET SHIP PARTICIPATION SUMMARY

NON-REMANNED

SHIP: NAGATO (Ex-Japanese BB)

CREW SIZE: 172

MISSION: NAGATO was a CROSSROADS target ship and arrived at Bikini prior to June 30, 1946 to prepare for the operation. It was anchored in the lagoon and remained there as one of the 84 target ships for the nuclear test detonations that occurred on July 1 and July 25, 1946.

SHOT DATA:	<u>TEST</u>	<u>DATE (TIME)</u>	<u>YIELD</u>	<u>TYPE DETONATION</u>
	ABLE	1 July 46 (0900)	23 KT	Air Burst (+520 ft)
	BAKER	25 July 46 (0835)	23 KT	Shallow Underwater (-90 ft)

AVERAGE CREW MEMBER DOSE HISTORY

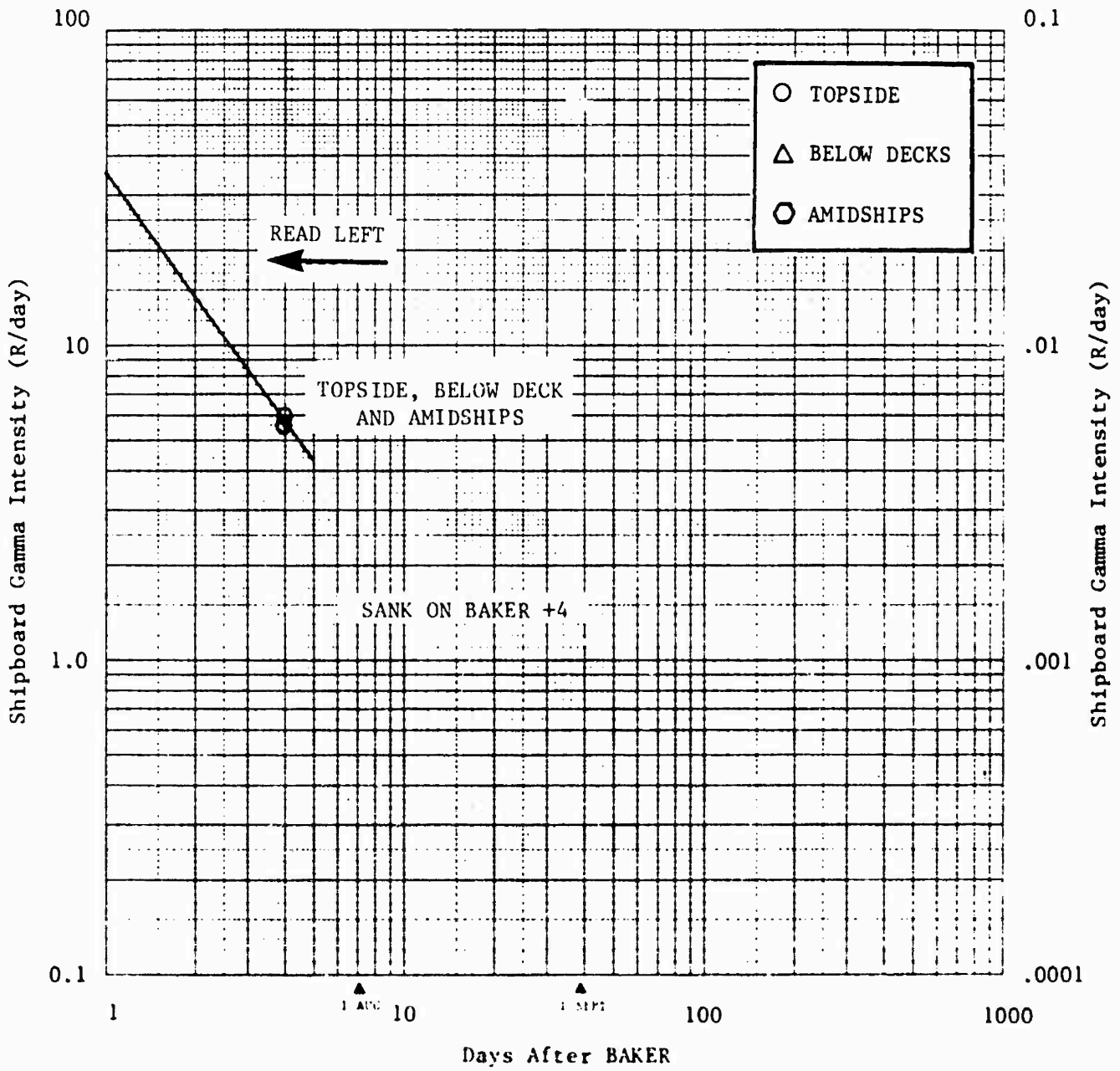
<u>DATE (1946)</u>	<u>CREW LOCATION</u>	<u>RECONSTRUCTED FILM BADGE DOSE (REM)</u>
30 June - 6 July	ABLE Evacuated aboard ROCKINGHAM (APA-229) (Observed Shot ABLE from a distance of 18 miles)	0.001
7 July -15 July	Aboard ROCKBRIDGE (APA-288) (75 men transferred to CHILTON and US on 12 July)	0.008
16 July - 4 August	BAKER Aboard ROCKINGHAM (Observed Shot BAKER from a distance of 16 miles)	0.084
4 August	Crew transferred to FALL RIVER (36), APPLING (10), SALT LAKE CITY (14), and others.	

Total calculated dose up until the date when the crew splintered: 0.093 REM

This reconstruction does not include time aboard the target ship for activities such as damage control, decontamination or inspection after the detonations except when the entire crew returned to live aboard the ship.

FINAL DISPOSITION: NAGATO sank on the night of 29-30 July 1946 in Bikini lagoon as a result of shot BAKER.

NAGATO (EX-JAPANESE BB)



SHIPBOARD GAMMA INTENSITY CURVES: The average gamma intensity curves for topside amidships, and below decks locations on target ships are discussed in detail in sections 2.4 and 4.6 of the basic report. The data points and average curve are presented as a function of time in days after Shot Baker. The curves are sometimes shown in a folded fashion and care should be exercised when reading the proper intensity scale. In some cases the available data does not discriminate between individual curves for each location.

Figure A-26. Shipboard Gamma Intensity vs. Time - NAGATO (EX-JAPANESE BB)

TARGET SHIP PARTICIPATION SUMMARY

NON-REMANNED

SHIP: USS NEVADA (BB-36)

CREW SIZE: 403

MISSION: USS NEVADA was a CROSSROADS target ship and arrived at Bikini prior to June 30, 1946 to prepare for the operation. It was anchored in the lagoon and remained there as one of the 84 target ships for the nuclear test detonations that occurred on July 1 and July 25, 1946.

SHOT DATA:	<u>TEST</u>	<u>DATE (TIME)</u>	<u>YIELD</u>	<u>TYPE DETONATION</u>
	ABLE	1 July 46 (0900)	23 KT	Air Burst (+520 ft)
	BAKER	25 July 46 (0835)	23 KT	Shallow Underwater (-90 ft)

AVERAGE CREW MEMBER DOSE HISTORY

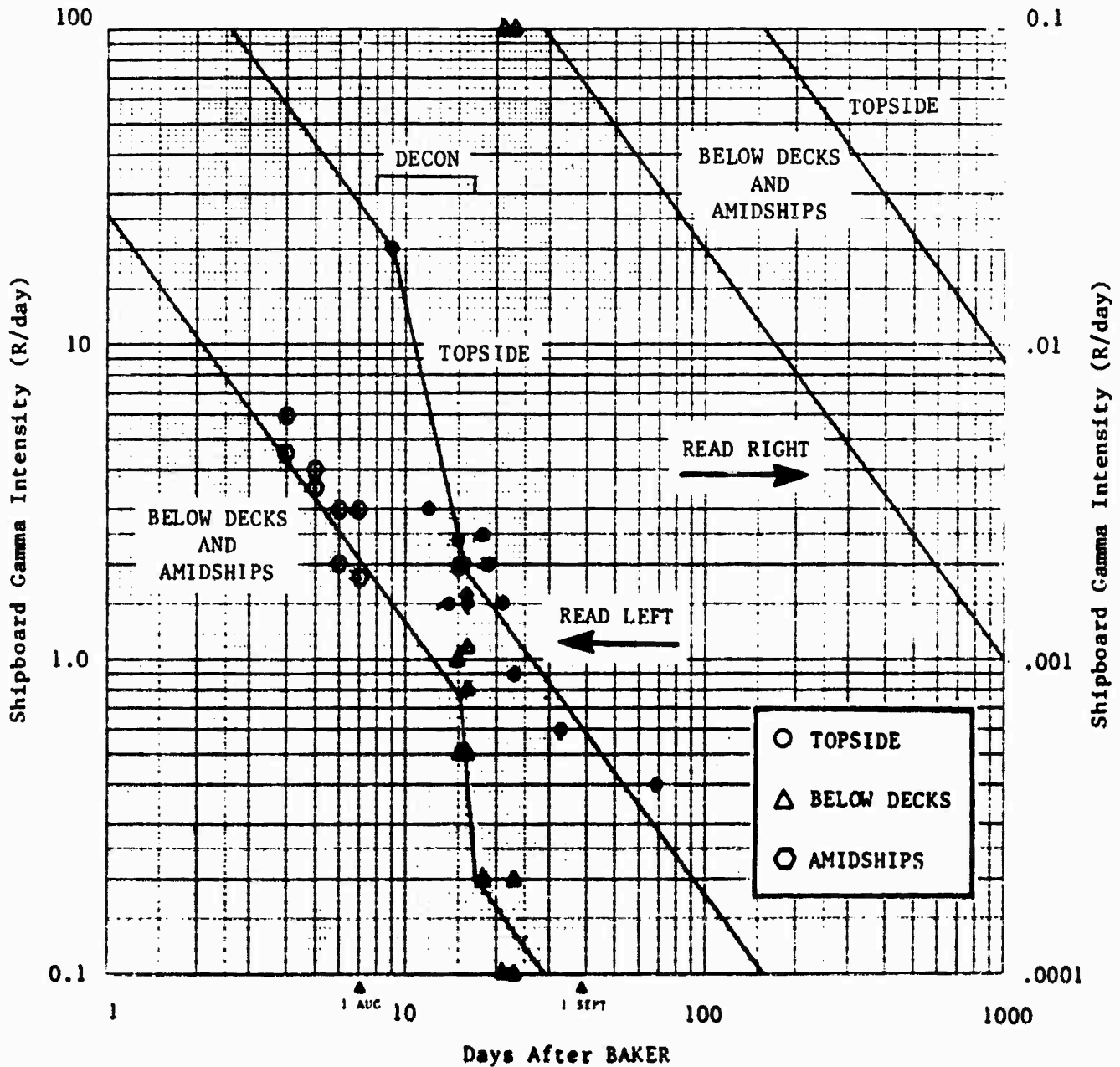
<u>DATE (1946)</u>	<u>CREW LOCATION</u>	<u>RECONSTRUCTED FILM BADGE DOSE (REM)</u>
	ABLE	
1 July - 8 July	Evacuated aboard GEORGE CLYMER (APA-27) (Observed Shot ABLE from a distance of 21 miles)	0.000
9 July -16 July	Aboard NEVADA	0.012
17 July -18 July	Evacuated aboard GEORGE CLYMER	0.000
19 July -23 July	Aboard NEVADA	0.006
	BAKER	
24 July -17 August	Evacuated aboard GEORGE CLYMER (Observed Shot BAKER from a distance of 16 miles)	0.234
18 August-19 August	Aboard CORTLAND (APA-75) which departed Bikini on 19 August	0.009
19 August-29 August	Crew transferred to GENEVA (13) and CORTLAND (224) 29 August, GEORGE CLYMER (71) 19 August, DIXIE (16) and GENEVA (8) 28 August.	

Total calculated dose while at Bikini: 0.261 REM

This reconstruction does not include time aboard the target ship for activities such as damage control, decontamination or inspection after the detonations except when the entire crew returned to live aboard the ship.

FINAL DISPOSITION: NEVADA was decommissioned at Kwajalein on 29 August 1946 and then towed to Pearl Harbor for radiological testing, arriving 15 May 1947. On 31 July 1948, after four days of gunfire, bombs, rockets, and torpedoes from Task Force 12, it sank 65 miles SW of Pearl Harbor at 20-58N, 159-17W in 2600 fathoms of water.

USS NEVADA (BB-36)



SHIPBOARD GAMMA INTENSITY CURVES: The average gamma intensity curves for topside amidships, and below decks locations on target ships are discussed in detail in sections 2.4 and 4.0 of the basic report. The data points and average curve are presented as a function of time in days after Shot Baker. The curves are sometimes shown in a folded fashion and care should be exercised when reading the proper intensity scale. In some cases the available data does not discriminate between individual curves for each location.

Figure A-27. Shipboard Gamma Intensity vs. Time - USS NEVADA (BB-36)

TARGET SHIP PARTICIPATION SUMMARY

NON-REMANED

SHIP: USS NEW YORK (BB-34)

CREW SIZE: 536

MISSION: USS NEW YORK was a CROSSROADS target ship and arrived at Bikini on June 15, 1946 to prepare for the operation. It was anchored in the lagoon and remained there as one of the 84 target ships for the nuclear test detonations that occurred on July 1 and July 25, 1946.

SHOT DATA:	<u>TEST</u>	<u>DATE (TIME)</u>	<u>YIELD</u>	<u>TYPE DETONATION</u>
	ABLE	1 July 46 (0900)	23 KT	Air Burst (+520 ft)
	BAKER	25 July 46 (0835)	23 KT	Shallow Underwater (-90 ft)

AVERAGE CREW MEMBER DOSE HISTORY

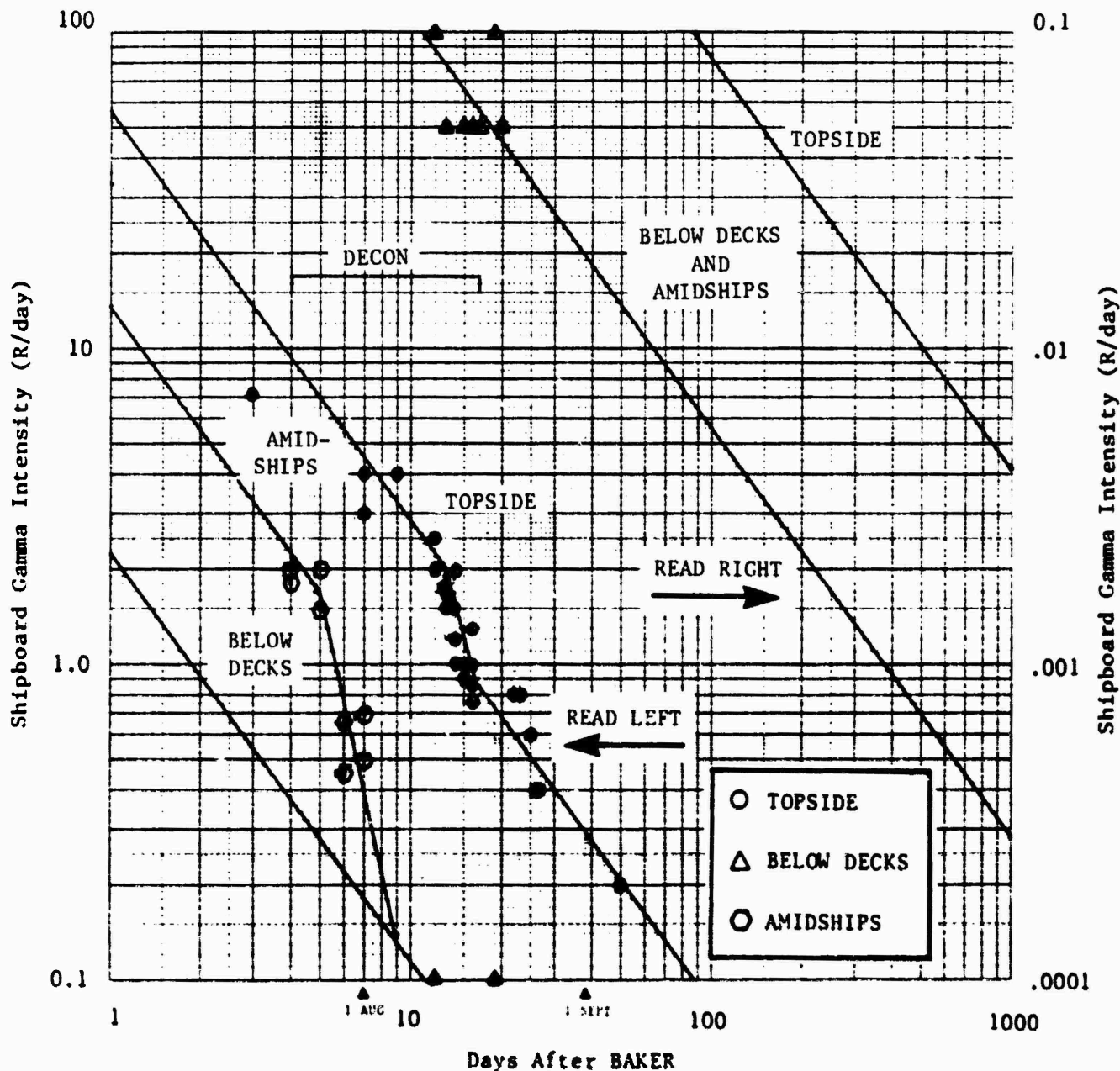
<u>DATE (1946)</u>	<u>CREW LOCATION</u>	<u>RECONSTRUCTED FILM BADGE DOSE (REM)</u>
	ABLE	
30 June - 1 July	Evacuated aboard ROCKBRIDGE (APA-228) (Observed Shot ABLE from a distance of 21 miles)	0.000
2 July -17 July	Aboard NEW YORK	0.006
17 July -18 July	Evacuated aboard ROCKBRIDGE	0.000
19 July -23 July	Aboard NEW YORK	0.000
	BAKER	
24 July -23 August	Evacuated aboard ROCKBRIDGE which departed Bikini on 23 August. (Observed shot BAKER from a distance of 16 miles)	0.325
27 August	Crew transferred to ROCKWALL (90), GENEVA (63) and DIXIE (17).	

Total calculated dose while at Bikini: 0.331 REM

This reconstruction does not include time aboard the target ship for activities such as damage control, decontamination or inspection after the detonations except when the entire crew returned to live aboard the ship.

FINAL DISPOSITION: NEW YORK was towed to Kwjalein on August 22, 1946 where it was decommissioned on August 29, 1946. It was then towed to Pearl Harbor for radiological testing, arriving 15 March 1947. It was deliberately sunk 40 miles SW of the harbor on July 8, 1948.

USS NEW YORK (BB-34)



SHIPBOARD GAMMA INTENSITY CURVES: The average gamma intensity curves for topside amidships, and below decks locations on target ships are discussed in detail in sections 2.4 and 4.0 of the basic report. The data points and average curve are presented as a function of time in days after Shot Baker. The curves are sometimes shown in a folded fashion and care should be exercised when reading the proper intensity scale. In some cases the available data does not discriminate between individual curves for each location.

Figure A-28. Shipboard Gamma Intensity vs. Time - USS NEW YORK (BB-34)

TARGET SHIP PARTICIPATION SUMMARY

NON-REMANED

SHIP: USS PENNSYLVANIA (BB-38)

CREW SIZE: 484

MISSION: USS PENNSYLVANIA was a CROSSROADS target ship and arrived at Bikini prior to June 30, 1946 to prepare for the operation. It was anchored in the lagoon and remained there as one of the 84 target ships for the nuclear test detonations that occurred on July 1 and July 25, 1946.

SHOT DATA:	<u>TEST</u>	<u>DATE (TIME)</u>	<u>YIELD</u>	<u>TYPE DETONATION</u>
	ABLE	1 July 46 (0900)	23 KT	Air Burst (+520 ft)
	BAKER	25 July 46 (0835)	23 KT	Shallow Underwater (-90 ft)

AVERAGE CREW MEMBER DOSE HISTORY

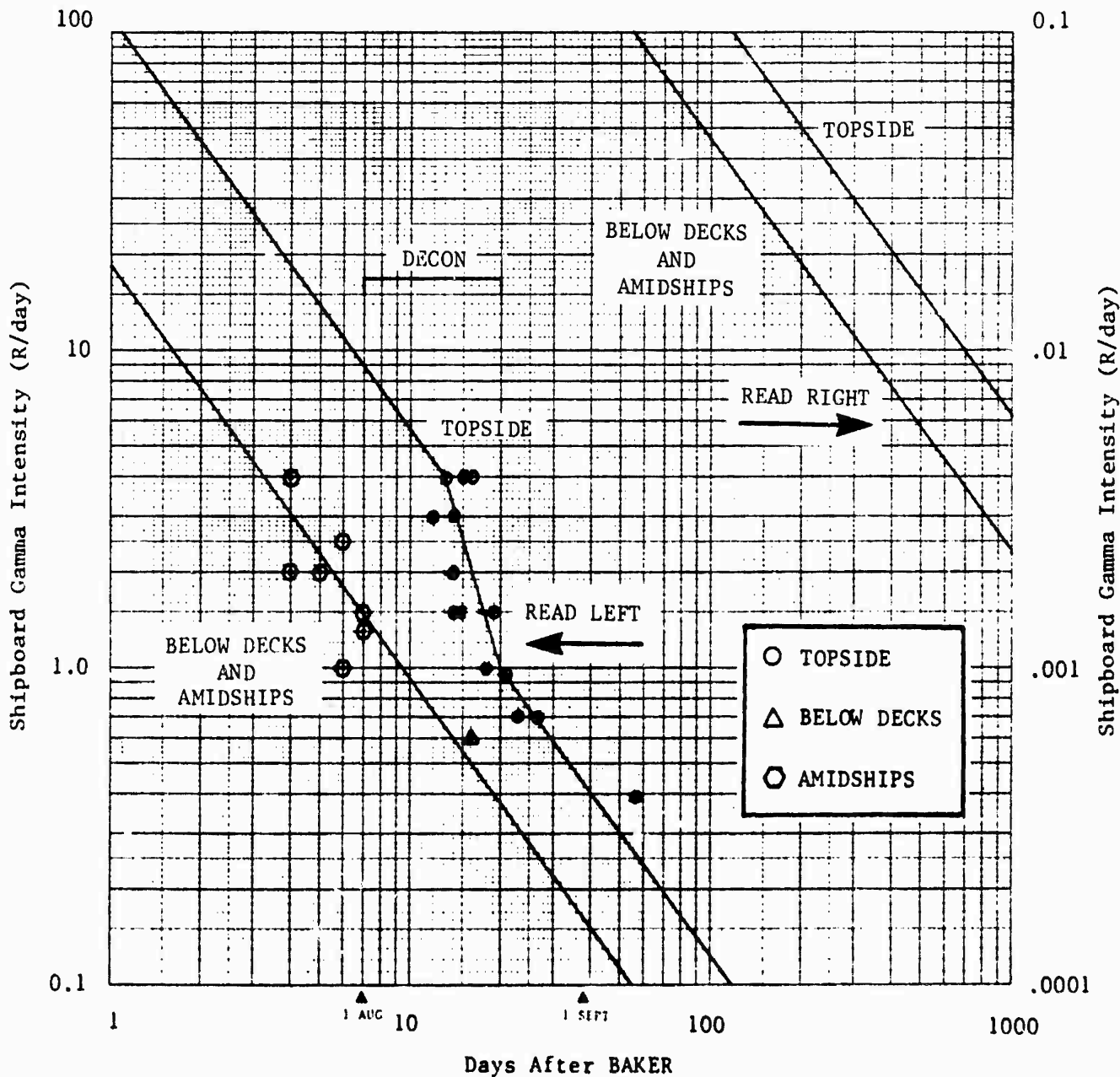
<u>DATE (1946)</u>	<u>CREW LOCATION</u>	<u>RECONSTRUCTED FILM BADGE DOSE (REM)</u>
ABLE		
30 June - 2 July	Majority of crew evacuated aboard GEORGE CLYMER (APA-27)	0.000
30 June - 2 July	Final detail evacuated aboard ROCKBRIDGE (APA-228) (Observed shot ABLE from a distance of 21 miles)	0.001
3 July -16 July	Aboard PENNSYLVANIA	0.000
17 July -18 July	Evacuated aboard GEORGE CLYMER	0.000
19 July -23 July	Aboard PENNSYLVANIA	0.000
BAKER		
24 July -26 July	Majority of crew evacuated aboard GEORGE CLYMER	0.000
	Final detail evacuated aboard ROCKBRIDGE (Observed Shot BAKER from a distance of 16 miles)	0.000
27 July-15 August	Aboard GEORGE CLYMER	0.222
16 August-21 August	Aboard NIAGARA (APA-87) which departed Bikini on 21 August.	0.032
28 August	Crew transferred to various units.	

Total calculated dose while at Bikini: 0.255 REM if aboard ROCKBRIDGE for ABLE
0.254 REM if aboard GEORGE CLYMER for ABLE

This reconstruction does not include time aboard the target ship for activities such as damage control, decontamination or inspection after the detonations except when the entire crew returned to live aboard the ship.

FINAL DISPOSITION: PENNSYLVANIA was decommissioned on August 29, 1946. It remained in Kwajalein lagoon for radiological and structural studies until it was deliberately sunk off Kwajalein on February 10, 1948.

USS PENNSYLVANIA (BB-38)



SHIPBOARD GAMMA INTENSITY CURVES: The average gamma intensity curves for topside amidships, and below decks locations on target ships are discussed in detail in sections 2.4 and 4.0 of the basic report. The data points and average curve are presented as a function of time in days after Shot Baker. The curves are sometimes shown in a folded fashion and care should be exercised when reading the proper intensity scale. In some cases the available data does not discriminate between individual curves for each location.

Figure A-29. Shipboard Gamma Intensity vs. Time - USS PENNSYLVANIA (BB-38)

TARGET SHIP PARTICIPATION SUMMARY

NON-REMANNED

SHIP: USS PENSACOLA (CA-24)

CREW SIZE: 354

MISSION: USS PENSACOLA was a CROSSROADS target ship and arrived at Bikini prior to June 30, 1946 to prepare for the operation. It was anchored in the lagoon and remained there as one of the 84 target ships for the nuclear test detonations that occurred on July 1 and July 25, 1946.

SHOT DATA:	<u>TEST</u>	<u>DATE (TIME)</u>	<u>YIELD</u>	<u>TYPE DETONATION</u>
	ABLE	1 July 46 (0900)	23 KT	Air Burst (+520 ft)
	BAKER	25 July 46 (0835)	23 KT	Shallow Underwater (-90 ft)

AVERAGE CREW MEMBER DOSE HISTORY

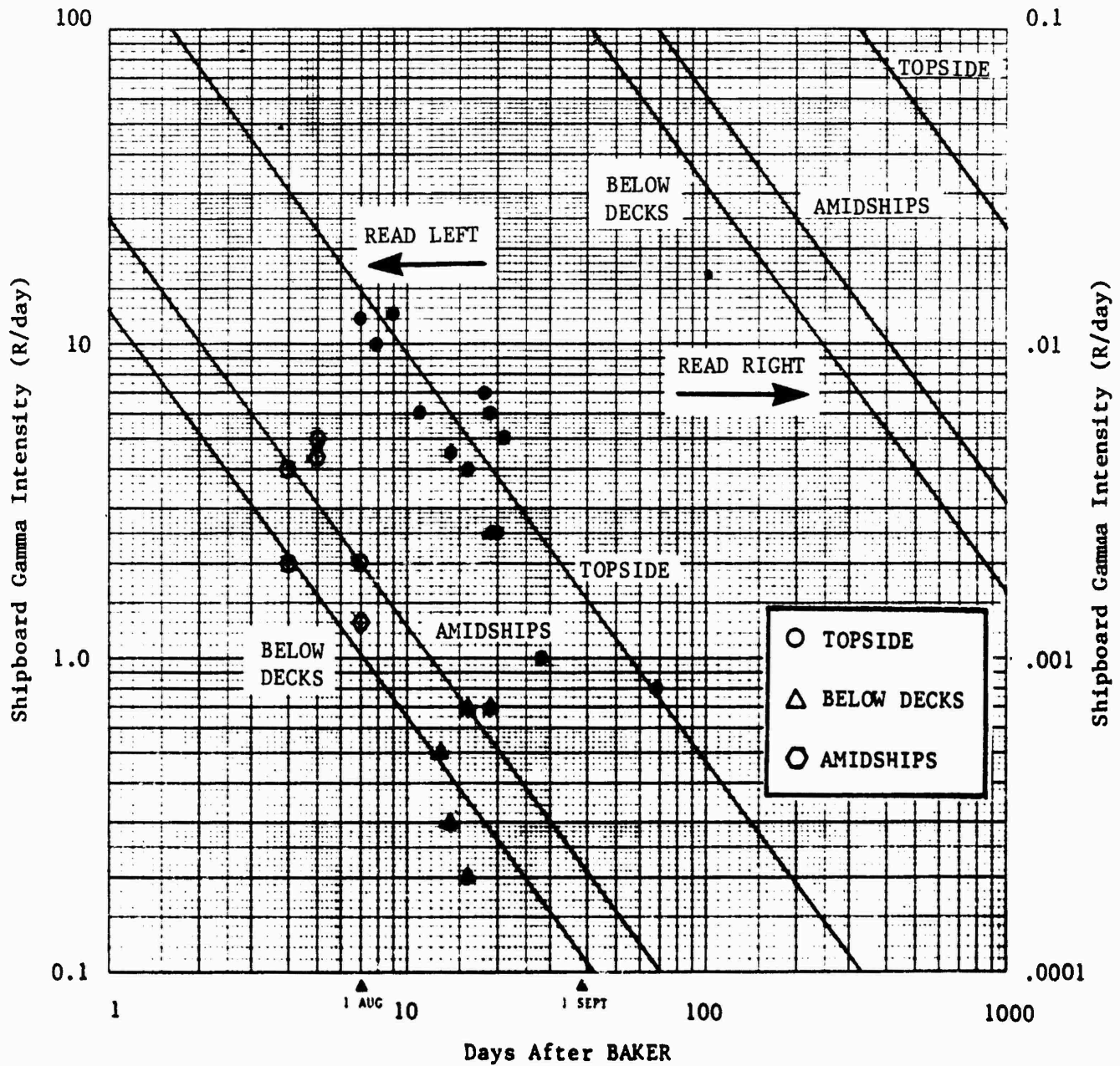
<u>DATE (1946)</u>	<u>CREW LOCATION</u>	<u>RECONSTRUCTED FILM BADGE DOSE (REM)</u>
	ABLE	
30 June - 6 July	Evacuated aboard ROCKINGHAM (APA-229) (Observed Shot ABLE from a distance of 18 miles)	0.001
7 July -17 July	Aboard PENSACOLA	0.010
18 July	Evacuated aboard ROCKINGHAM	0.000
19 July -24 July	Aboard PENSACOLA	0.004
	BAKER	
25 July -19 August	Evacuated aboard ROCKINGHAM (Observed Shot BAKER from a distance of 16 miles)	0.216
19 August-28 August	Crew transferred to GEORGE CLYMER (189), FILLMORE (5), and HAVEN (3).	

Total calculated dose up until the date when the crew splintered: 0.231 REM

This reconstruction does not include time aboard the target ship for activities such as damage control, decontamination or inspection after the detonations except when the entire crew returned to live aboard the ship.

FINAL DISPOSITION: PENSACOLA was towed to Kwajalein and then to Bremerton for radiological tests. It was deliberately sunk on November 10, 1948 at 48-12N, 127-01W in 1400 fathoms.

USS PENSACOLA (CA-24)



SHIPBOARD GAMMA INTENSITY CURVES: The average gamma intensity curves for topside amidships, and below decks locations on target ships are discussed in detail in sections 2.4 and 4.0 of the basic report. The data points and average curve are presented as a function of time in days after Shot Baker. The curves are sometimes shown in a folded fashion and care should be exercised when reading the proper intensity scale. In some cases the available data does not discriminate between individual curves for each location.

Figure A-30. Shipboard Gamma Intensity vs. Time - USS PENSACOLA (CA-24)

TARGET SHIP PARTICIPATION SUMMARY

NON-REMANNED

SHIP: USS PILOTFISH (SS-386)

CREW SIZE: 52

MISSION: USS PILOTFISH was a CROSSROADS target ship and arrived at Bikini prior to June 30, 1946 to prepare for the operation. It was anchored in the lagoon and remained there as one of the 84 target ships for the nuclear test detonations that occurred on July 1 and July 25, 1946.

SHOT DATA:	<u>TEST</u>	<u>DATE (TIME)</u>	<u>YIELD</u>	<u>TYPE DETONATION</u>
	ABLE	1 July 46 (0900)	23 KT	Air Burst (+520 ft)
	BAKER	25 July 46 (0835)	23 KT	Shallow Underwater (-90 ft)

AVERAGE CREW MEMBER DOSE HISTORY

<u>DATE (1946)</u>	<u>CREW LOCATION</u>	<u>RECONSTRUCTED FILM BADGE DOSE (REM)</u>
	ABLE	
30 June - 3 July	Evacuated aboard BOTTINEAU (APA-235) (Observed Shot ABLE from a distance of 25 miles)	0.001
3 July -23 July	Aboard PILOTFISH	0.001
	BAKER	
24 July - 8 August	Evacuated aboard BOTTINEAU (APA-235) (Observed Shot BAKER from a distance of 16 miles)	0.158
9 August-18 August 18 August	Aboard FILLMORE (APA-83) Crew transferred to ROCKWALL (8), DENTUDA (4), TUNA (3), SYLVANIA (12), COJCAL (5), and ST. CROIX (5).	0.049

Total calculated dose up until the date when the crew splintered: 0.209 REM

This reconstruction does not include time aboard the target ship for activities such as damage control, decontamination or inspection after the detonations except when the entire crew returned to live aboard the ship.

FINAL DISPOSITION: PILOTFISH sank in Bikini lagoon as a result of Shot BAKER. It was eventually resurfaced and salvaged for examination, but then, resunk as a target on October 16, 1948.

**DATA NOT AVAILABLE TO RECONSTRUCT
THE SHIPBOARD GAMMA INTENSITY CURVE**

TARGET SHIP PARTICIPATION SUMMARY

NON-REMANED

SHIP: PRINZ EUGEN (Ex-German CA)

CREW SIZE: 444

MISSION: PRINZ EUGEN was a CROSSROADS target ship and arrived at Bikini prior to June 30, 1946 to prepare for the operation. It was anchored in the lagoon and remained there as one of the 84 target ships for the nuclear test detonations that occurred on July 1 and July 25, 1946.

SHOT DATA:	<u>TEST</u>	<u>DATE (TIME)</u>	<u>YIELD</u>	<u>TYPE DETONATION</u>
	ABLE	1 July 46 (0900)	23 KT	Air Burst (+520 ft)
	BAKER	25 July 46 (0835)	23 KT	Shallow Underwater (-90 ft)

AVERAGE CREW MEMBER DOSE HISTORY

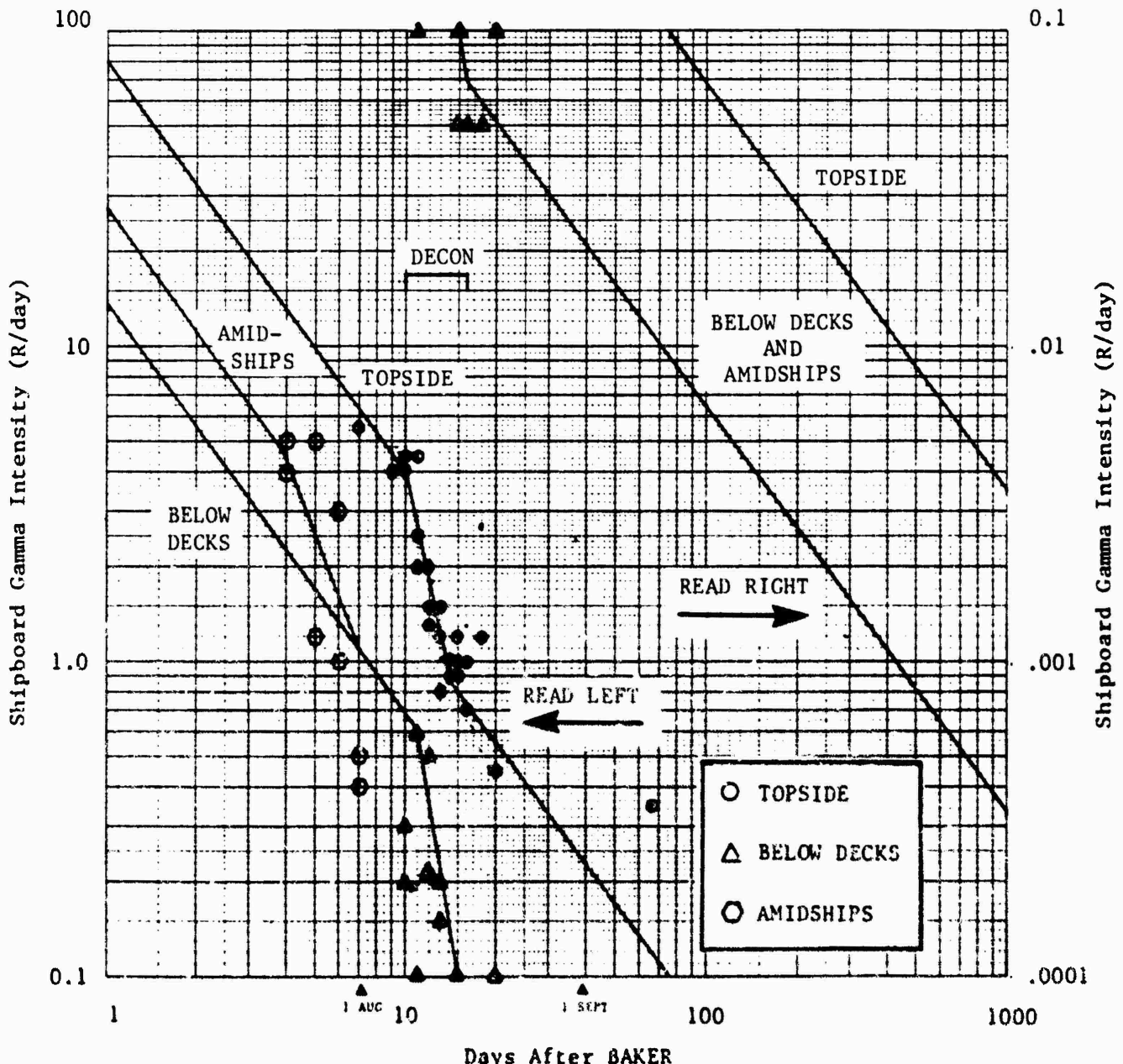
<u>DATE (1946)</u>	<u>CREW LOCATION</u>	<u>RECONSTRUCTED FILM BADGE DOSE (REM)</u>
	ABLE	
30 June - 2 July	Evacuated aboard ROCKINGHAM (APA-229) (Observed Shot ABLE from a distance of 18 miles)	0.001
3 July -21 July	Aboard PRINZ EUGEN (Probably a practice evacuation aboard the ROCKINGHAM on 18-19 July)	0.001
	BAKER	
22 July -16 August	Evacuated aboard ROCKINGHAM (Observed Shot BAKER from a distance of 16 miles)	0.200
16 August-20 August	Aboard BLADEN (APA-63) which departed Bikini on 20 August	0.027
28 August	Crew transferred to GENEVA (70) and others (4).	

Total calculated dose while at Bikini: 0.229 REM

This reconstruction does not include time aboard the target ship for activities such as damage control, decontamination or inspection after the detonations except when the entire crew returned to live aboard the ship.

FINAL DISPOSITION: PRINZ EUGEN was towed to Kwajalein after CROSSROADS. It was to be beached at Enubuj Island, but following a storm, it sank nearby on December 22, 1946.

PRINZ EUGEN (EX-GERMAN CA)



SHIPBOARD GAMMA INTENSITY CURVES: The average gamma intensity curves for topside amidships, and below decks locations on target ships are discussed in detail in sections 2.4 and 4.0 of the basic report. The data points and average curve are presented as a function of time in days after Shot Baker. The curves are sometimes shown in a folded fashion and care should be exercised when reading the proper intensity scale. In some cases the available data does not discriminate between individual curves for each location.

Figure A-31. Shipboard Gamma Intensity vs. Time - PRINZ EUGEN (EX-GERMAN CA)

TARGET SHIP PARTICIPATION SUMMARY

NON-REMANED

SHIP: USS RALPH TALBOT (DD-390)

CREW SIZE: 132

MISSION: USS RALPH TALBOT was a CROSSROADS target ship and arrived at Bikini prior to June 30, 1946 to prepare for the operation. It was anchored in the lagoon and remained there as one of the 84 target ships for the nuclear test detonations that occurred on July 1 and July 25, 1946.

SHOT DATA:	<u>TEST</u>	<u>DATE (TIME)</u>	<u>YIELD</u>	<u>TYPE DETONATION</u>
	ABLE	1 July 46 (0900)	23 KT	Air Burst (+520 ft)
	BAKER	25 July 46 (0835)	23 KT	Shallow Underwater (-90 ft)

AVERAGE CREW MEMBER DOSE HISTORY

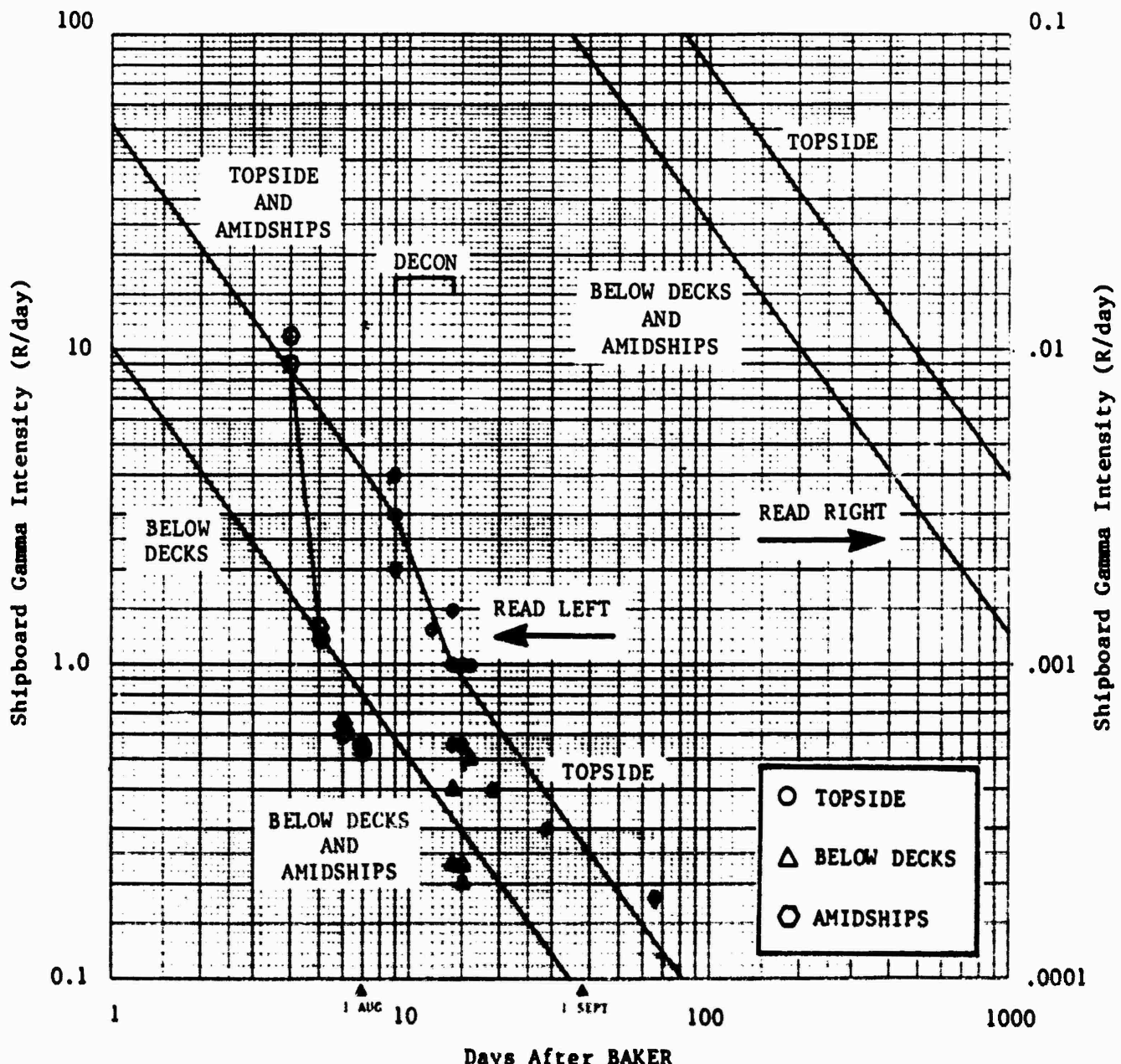
<u>DATE (1946)</u>	<u>CREW LOCATION</u>	<u>RECONSTRUCTED FILM BADGE DOSE (REM)</u>
ABLE		
30 June - 1 July	Evacuated aboard HENRICO (APA-45) (Observed Shot ABLE from a distance of 12 miles)	0.000
2 July - 17 July	Aboard RALPH TALBOT	0.024
18 July - 19 July	Evacuated aboard HENRICO	0.000
20 July - 23 July	Aboard RALPH TALBOT	0.000
BAKER		
24 July - 13 August	Evacuated aboard HENRICO (Observed Shot BAKER from a distance of 8 miles)	0.205
14 August - 16 August	Aboard ROCKINGHAM (APA-229)	0.023
17 August - 19 August	Aboard ROCKWALL which departed Bikini on 19 August.	0.015

Total calculated dose while at Bikini: 0.267 REM

This reconstruction does not include time aboard the target ship for activities such as damage control, decontamination or inspection after the detonations except when the entire crew returned to live aboard the ship.

FINAL DISPOSITION: RALPH TALBOT was decommissioned on August 23, 1946. It was towed to Kwajalein where it was retained for radiological study until it was deliberately sunk in March 1948.

USS RALPH TALBOT (DD-390)



SHIPBOARD GAMMA INTENSITY CURVES: The average gamma intensity curves for topside amidships, and below decks locations on target ships are discussed in detail in sections 2.4 and 4.0 of the basic report. The data points and average curve are presented as a function of time in days after Shot Baker. The curves are sometimes shown in a folded fashion and care should be exercised when reading the proper intensity scale. In some cases the available data does not discriminate between individual curves for each location.

Figure A-32. Shipboard Gamma Intensity vs. Time - USS RALPH TALBOT (DD-390)

TARGET SHIP PARTICIPATION SUMMARY

NON-REMANED

SHIP: USS RHIND (DD-404)

CREW SIZE: 104

MISSION: USS RHIND was a CROSSROADS target ship and arrived at Bikini prior to June 30, 1946 to prepare for the operation. It was anchored in the lagoon and remained there as one of the 84 target ships for the nuclear test detonations that occurred on July 1 and July 25, 1946.

SHOT DATA:	<u>TEST</u>	<u>DATE (TIME)</u>	<u>YIELD</u>	<u>TYPE DETONATION</u>
	ABLE	1 July 46 (0900)	23 KT	Air Burst (+520 ft)
	BAKER	25 July 46 (0835)	23 KT	Shallow Underwater (-90 ft)

AVERAGE CREW MEMBER DOSE HISTORY

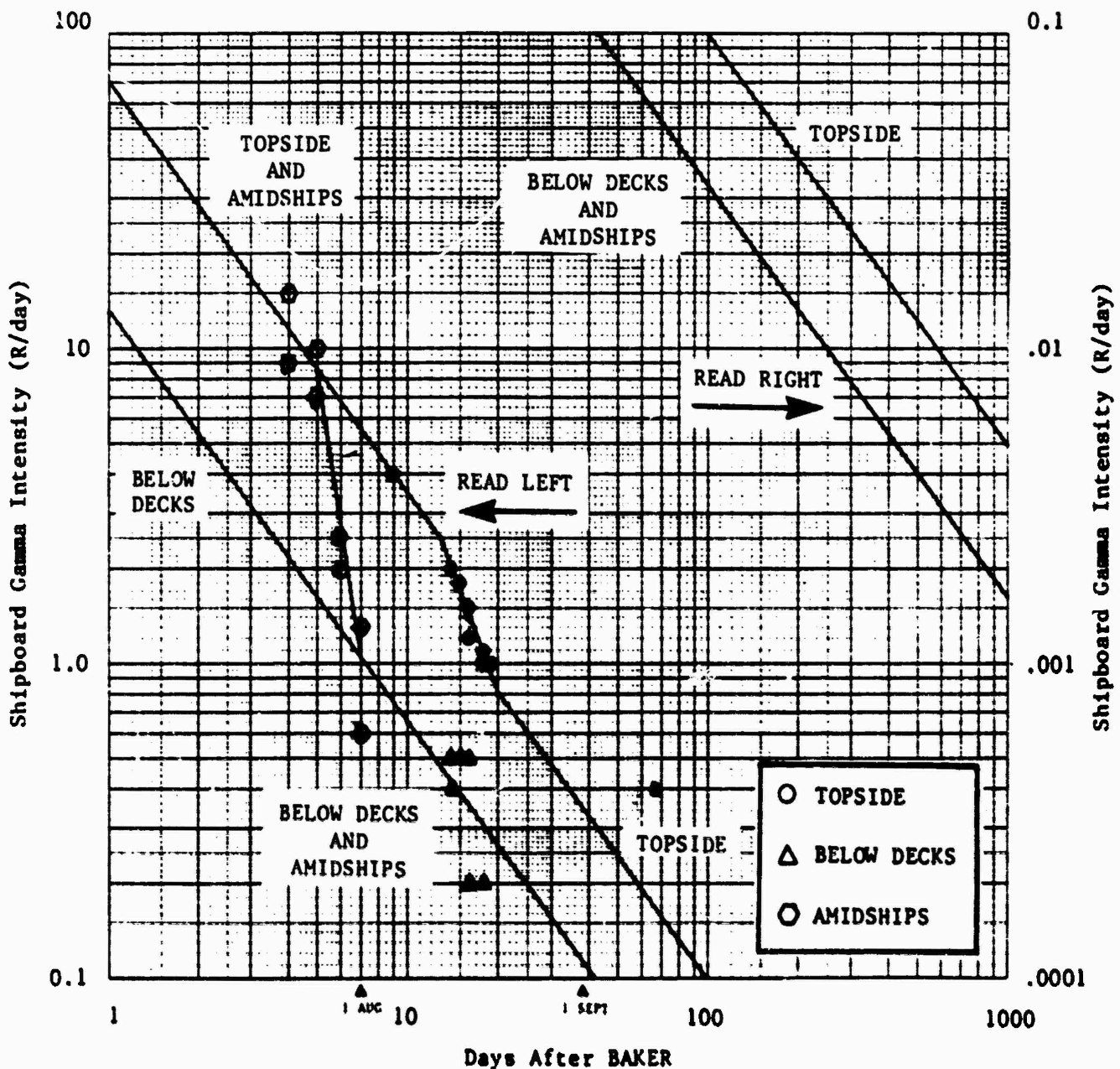
<u>DATE (1946)</u>	<u>CREW LOCATION</u>	<u>RECONSTRUCTED FILM BADGE DOSE (REM)</u>
	ABLE	
30 June - 1 July	Evacuated aboard BAYFIELD (APA-33) (Observed shot ABLE from a distance of 22 miles)	0.000
2 July -17 July	Aboard RHIND	0.055
18 July -19 July	Evacuated aboard BAYFIELD	0.000
20 July -24 July	Aboard RHIND	0.002
	BAKER	
25 July -31 July	Evacuated aboard BAYFIELD (Observed Shot BAKER from a distance of 15 miles)	0.024
1 August-19 August 19 August	Aboard ROCKINGHAM (APA-229) Crew transferred to ROCKWALL (83), ROCKINGHAM (19), and PALMYRA (5).	0.185

Total calculated dose up until the date when the crew splintered: 0.266 REM

This reconstruction does not include time aboard the target ship for activities such as damage control, decontamination or inspection after the detonations except when the entire crew returned to live aboard the ship.

FINAL DISPOSITION: RHIND was decommissioned on August 23, 1946. After CROSSROADS it was towed to Kwajalein for radiological tests and subsequently scuttled on March 22, 1948.

USS RHIND (DD-404)



SHIPBOARD GAMMA INTENSITY CURVES: The average gamma intensity curves for topside amidships, and below decks locations on target ships are discussed in detail in sections 2.4 and 4.0 of the basic report. The data points and average curve are presented as a function of time in days after Shot Baker. The curves are sometimes shown in a folded fashion and care should be exercised when reading the proper intensity scale. In some cases the available data does not discriminate between individual curves for each location.

Figure A-33. Shipboard Gamma Intensity vs. Time - USS RHIND (DD-404)

TARGET SHIP PARTICIPATION SUMMARY

NON-REMANED

SHIP: SAKAWA (Ex-Japanese-CL)

CREW SIZE: 143 (Estimated)

MISSION: SAKAWA was a CROSSROADS target ship and arrived at Bikini prior to June 30, 1946 to prepare for the operation. It was anchored in the lagoon and remained there as one of the 84 target ships for the nuclear test detonation that occurred on July 1, 1946.

SHOT DATA:	<u>TEST</u>	<u>DATE (TIME)</u>	<u>YIELD</u>	<u>TYPE. DETONATION</u>
	ABLE	1 July 46 (0900)	23 KT	Air Burst (+520 ft)

AVERAGE CREW MEMBER DOSE HISTORY

<u>DATE (1946)</u>	<u>CREW LOCATION</u>	<u>RECONSTRUCTED FILM BADGE DOSE (REM)</u>
30 June - 8 July	Evacuated aboard ROCKINGHAM (APA-229) (Observed Shot ABLE from a distance of 18 miles)	0.003
8 July	Crew transferred to ROLETTE (17), OTTAWA (16), NIAGARA (5), LST-113 (15), PALMYRA (8), NEW YORK (1), and AJAX (19).	

Total calculated dose up until the date when the crew splintered: 0.003 REM

This reconstruction does not include time aboard the target ship for activities such as damage control, decontamination or inspection after the detonations except when the entire crew returned to live aboard the ship.

FINAL DISPOSITION: The SAKAWA sank in Bikini lagoon on July 7, 1946 as a result of Shot ABLE.

**DATA NOT AVAILABLE TO RECONSTRUCT
THE SHIPBOARD GAMMA INTENSITY CURVE**

TARGET SHIP PARTICIPATION SUMMARY

NON-REMANNED

SHIP: USS SALT LAKE CITY (CA-25)

CREW SIZE: 335

MISSION: USS SALT LAKE CITY was a CROSSROADS target ship and arrived at Bikini prior to June 30, 1946 to prepare for the operation. It was anchored in the lagoon and remained there as one of the 84 target ships for the nuclear test detonations that occurred on July 1 and July 25, 1946.

SHOT DATA:	<u>TEST</u>	<u>DATE (TIME)</u>	<u>YIELD</u>	<u>TYPE DETONATION</u>
	ABLE	1 July 46 (0900)	23 KT	Air Burst (+520 ft)
	BAKER	25 July 46 (0835)	23 KT	Shallow Underwater (-90 ft)

AVERAGE CREW MEMBER DOSE HISTORY

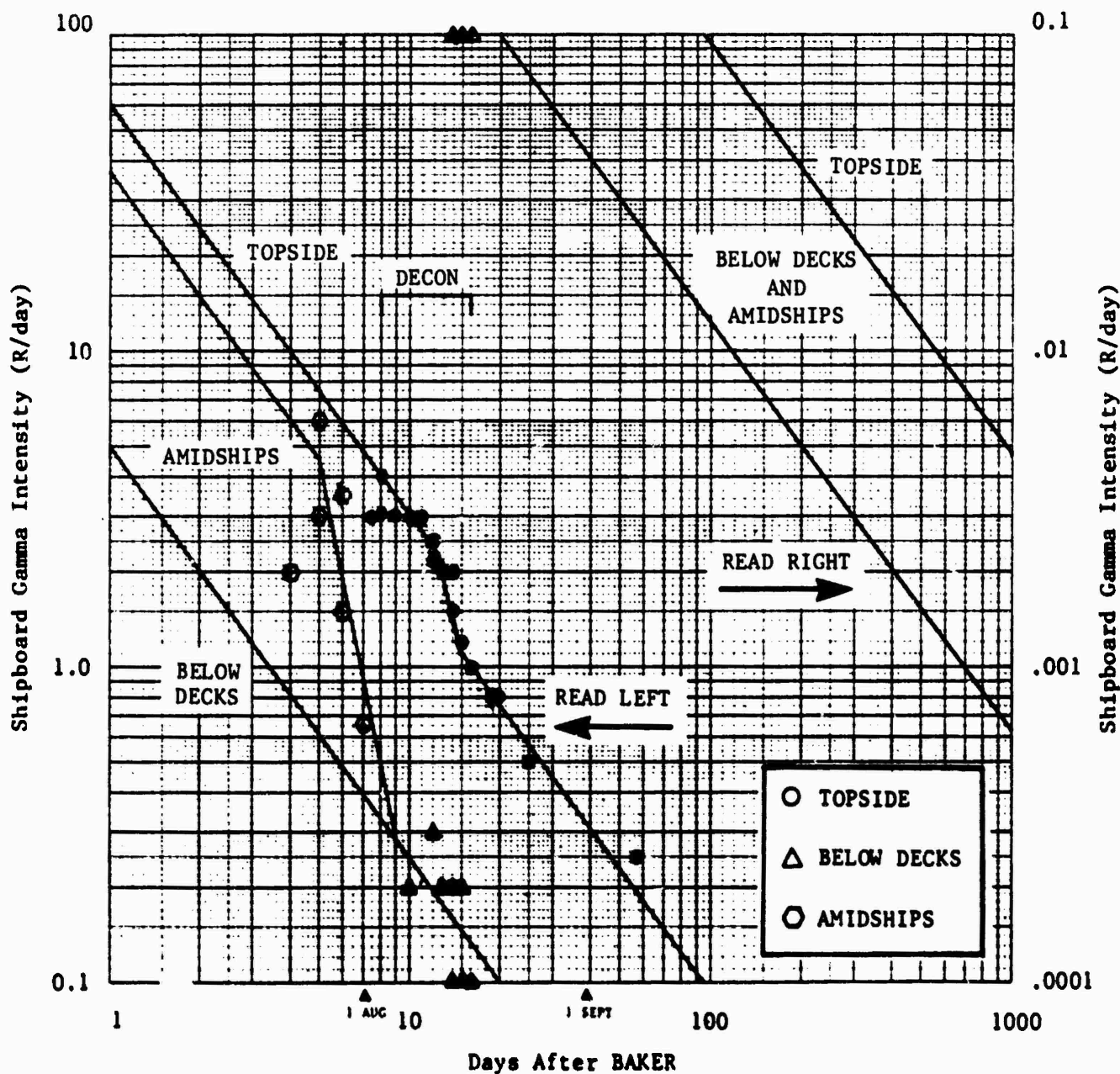
<u>DATE (1946)</u>	<u>CREW LOCATION</u>	<u>RECONSTRUCTED FILM BADGE DOSE (REM)</u>
	ABLE	
30 June - 6 July	Evacuated aboard ROCKBRIDGE (APA-228) (Observed Shot ABLE from a distance of 21 miles)	0.001
7 July -16 July	Aboard SALT LAKE CITY	0.003
17 July -18 July	Evacuated aboard ROCKBRIDGE	0.000
19 July -23 July	Aboard SALT LAKE CITY	0.001
	BAKER	
24 July -23 August	Evacuated aboard ROCKBRIDGE which departed Bikini on 23 August. (Observed Shot BAKER from a distance of 16 miles)	0.325
28 August	Crew transferred to ROCKWALL (19), ROCK- BRIDGE (129), FILLMORE (14) and others.	

Total calculated dose while at Bikini: 0.330 REM

This reconstruction does not include time aboard the target ship for activities such as damage control, decontamination or inspection after the detonations except when the entire crew returned to live aboard the ship.

FINAL DISPOSITION: SALT LAKE CITY was decommissioned on August 28, 1946. After CROSSROADS it was towed to Bremerton via Pearl Harbor for radiological tests. On May 25, 1948, it was sunk off San Diego at 31-57N, 119-54W after a 4-hour bombardment from planes and ships.

USS SALT LAKE CITY (CA-25)



SHIPBOARD GAMMA INTENSITY CURVES: The average gamma intensity curves for topside amidships, and below decks locations on target ships are discussed in detail in sections 2.4 and 4.0 of the basic report. The data points and average curve are presented as a function of time in days after Shot Baker. The curves are sometimes shown in a folded fashion and care should be exercised when reading the proper intensity scale. In some cases the available data does not discriminate between individual curves for each location.

Figure A-34. Shipboard Gamma Intensity vs. Time - USS SALT LAKE CITY (CA-25)

TARGET SHIP PARTICIPATION SUMMARY

NON-REMANED

SHIP: USS SARATOGA (CV-3)

CREW SIZE: 589

MISSION: USS SARATOGA was a CROSSROADS target ship and arrived at Bikini prior to June 30, 1946 to prepare for the operation. It was anchored in the lagoon and remained there as one of the 84 target ships for the nuclear test detonations that occurred on July 1 and July 25, 1946.

SHOT DATA:	<u>TEST</u>	<u>DATE (TIME)</u>	<u>YIELD</u>	<u>TYPE DETONATION</u>
	ABLE	1 July 46 (0900)	23 KT	Air Burst (+520 ft)
	BAKER	25 July 46 (0835)	23 KT	Shallow Underwater (-90 ft)

AVERAGE CREW MEMBER DOSE HISTORY

<u>DATE (1946)</u>	<u>CREW LOCATION</u>	<u>RECONSTRUCTED FILM BADGE DOSE (REM)</u>
	ABLE	
30 June - 1 July	Evacuated aboard ROCKWALL (APA-230) (Observed Shot ABLE from a distance of 23 miles)	0.000
2 July -16 July	Aboard SARATOGA	0.002
17 July -18 July	Evacuated aboard ROCKWALL	0.000
19 July -24 July	Aboard SARATOGA	0.000
	BAKER	
25 July - 3 August	Evacuated aboard ROCKWALL (Observed Shot BAKER from a distance of 16 miles)	0.070
3 August- 5 August	Crew transferred to various units.	

Total calculated dose up until the date when the crew splintered: 0.072 REM

This reconstruction does not include time aboard the target ship for activities such as damage control, decontamination or inspection after the detonations except when the entire crew returned to live aboard the ship.

FINAL DISPOSITION: SARATOGA sank in Bikini lagoon on July 25, 1946 as a result of Shot BAKER.

**DATA NOT AVAILABLE TO RECONSTRUCT
THE SHIPBOARD GAMMA INTENSITY CURVE**

TARGET SHIP PARTICIPATION SUMMARY

NON-REMANED

SHIP: USS SKATE (SS-305)

CREW SIZE: 53

MISSION: USS SKATE was a CROSSROADS target ship and arrived at Bikini prior to June 30, 1946 to prepare for the operation. It was anchored in the lagoon and remained there as one of the 84 target ships for the nuclear test detonations that occurred on July 1 and July 25, 1946.

SHOT DATA:	<u>TEST</u>	<u>DATE (TIME)</u>	<u>YIELD</u>	<u>TYPE DETONATION</u>
	ABLE	1 July 46 (0900)	23 KT	Air Burst (+520 ft)
	BAKER	25 July 46 (0835)	23 KT	Shallow Underwater (-90 ft)

AVERAGE CREW MEMBER DOSE HISTORY

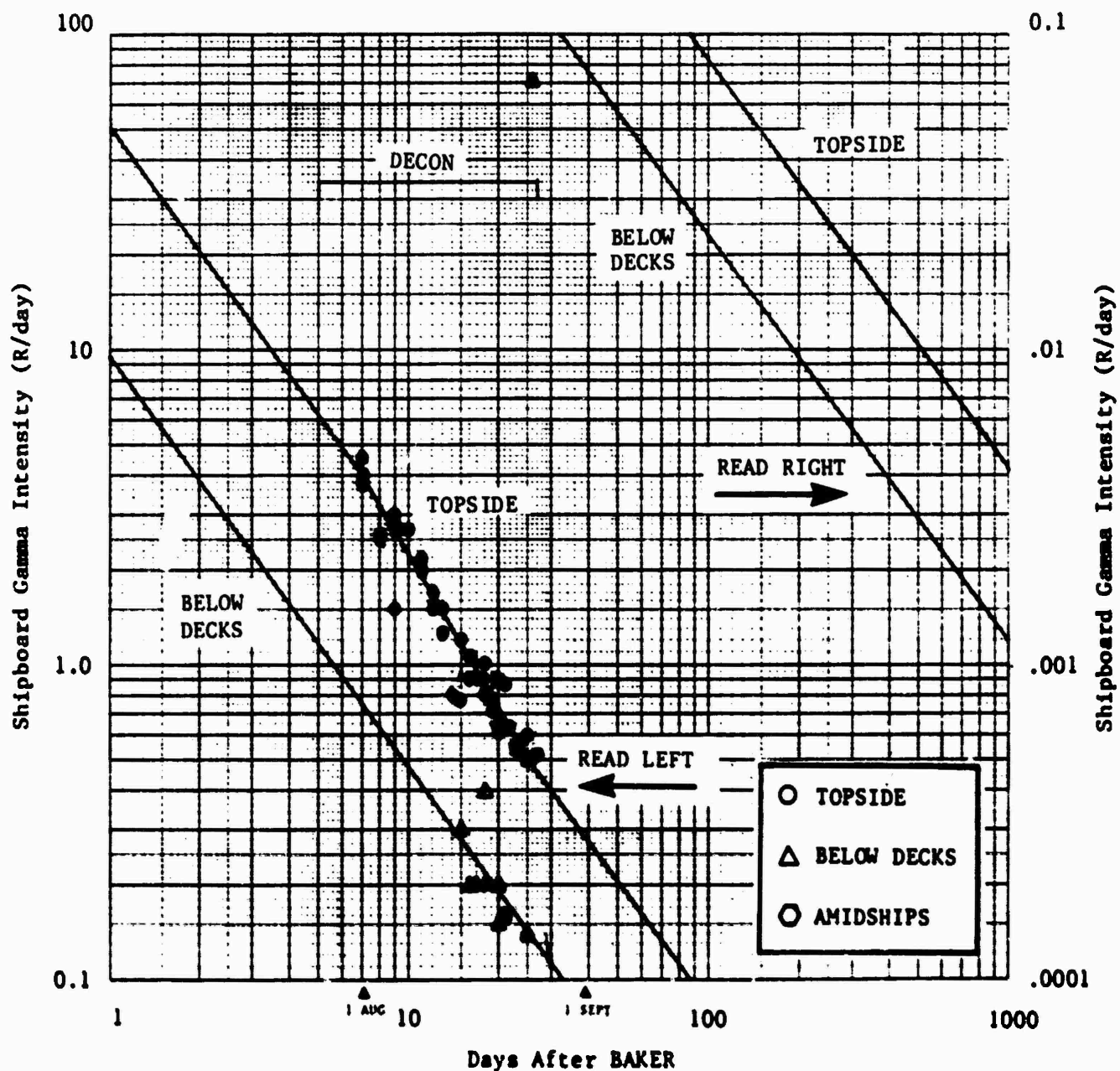
<u>DATE (1946)</u>	<u>CREW LOCATION</u>	<u>RECONSTRUCTED FILM BADGE DOSE (REM)</u>
	ABLE	
30 June - 4 July	Evacuated aboard BOTTINEAU (APA-235) (Observed Shot ABLE from a distance of 25 miles)	0.001
5 July - 23 July	Aboard SKATE	0.270
	BAKER	
24 July - 8 August	Evacuated aboard BOTTINEAU (Observed Shot BAKER from a distance of 16 miles)	0.158
9 August - 22 August	Aboard FILLMORE (APA-83) which departed Bikini on 22 August.	0.066
27 August	Aboard FULTON	

Total calculated dose while at Bikini: 0.508 REM

This reconstruction does not include time aboard the target ship for activities such as damage control, decontamination or inspection after the detonations except when the entire crew returned to live aboard the ship.

FINAL DISPOSITION: On August 23, 1946, SKATE was towed to Kwajalein and then on to Pearl Harbor, arriving there on September 5, 1946. It was then towed to San Francisco, arriving there on October 22, 1946 and subsequently placed in drydock at MARE ISLAND. SKATE was decommissioned on December 11, 1946 and deliberately sunk in 1948 at 32-00N, 119-04W.

USS SKATE (SS-305)



SHIPBOARD GAMMA INTENSITY CURVES: The average gamma intensity curves for topside amidships, and below decks locations on target ships are discussed in detail in sections 2.4 and 4.0 of the basic report. The data points and average curve are presented as a function of time in days after Shot Baker. The curves are sometimes shown in a folded fashion and care should be exercised when reading the proper intensity scale. In some cases the available data does not discriminate between individual curves for each location.

Figure A-35. Shipboard Gamma Intensity vs. Time - USS SKATE (SS-305)

TARGET SHIP PARTICIPATION SUMMARY

NON-REMANED

SHIP: USS SKIPJACK (SS-184)

CREW SIZE: 78

MISSION: USS SKIPJACK was a CROSSROADS target ship and arrived at Bikini prior to June 30, 1946 to prepare for the operation. It was anchored in the lagoon and remained there as one of the 84 target ships for the nuclear test detonations that occurred on July 1 and July 25, 1946.

SHOT DATA:	<u>TEST</u>	<u>DATE (TIME)</u>	<u>YIELD</u>	<u>TYPE DETONATION</u>
	ABLE	1 July 46 (0900)	23 KT	Air Burst (+520 ft)
	BAKER	25 July 46 (0835)	23 KT	Shallow Underwater (-90 ft)

AVERAGE CREW MEMBER DOSE HISTORY

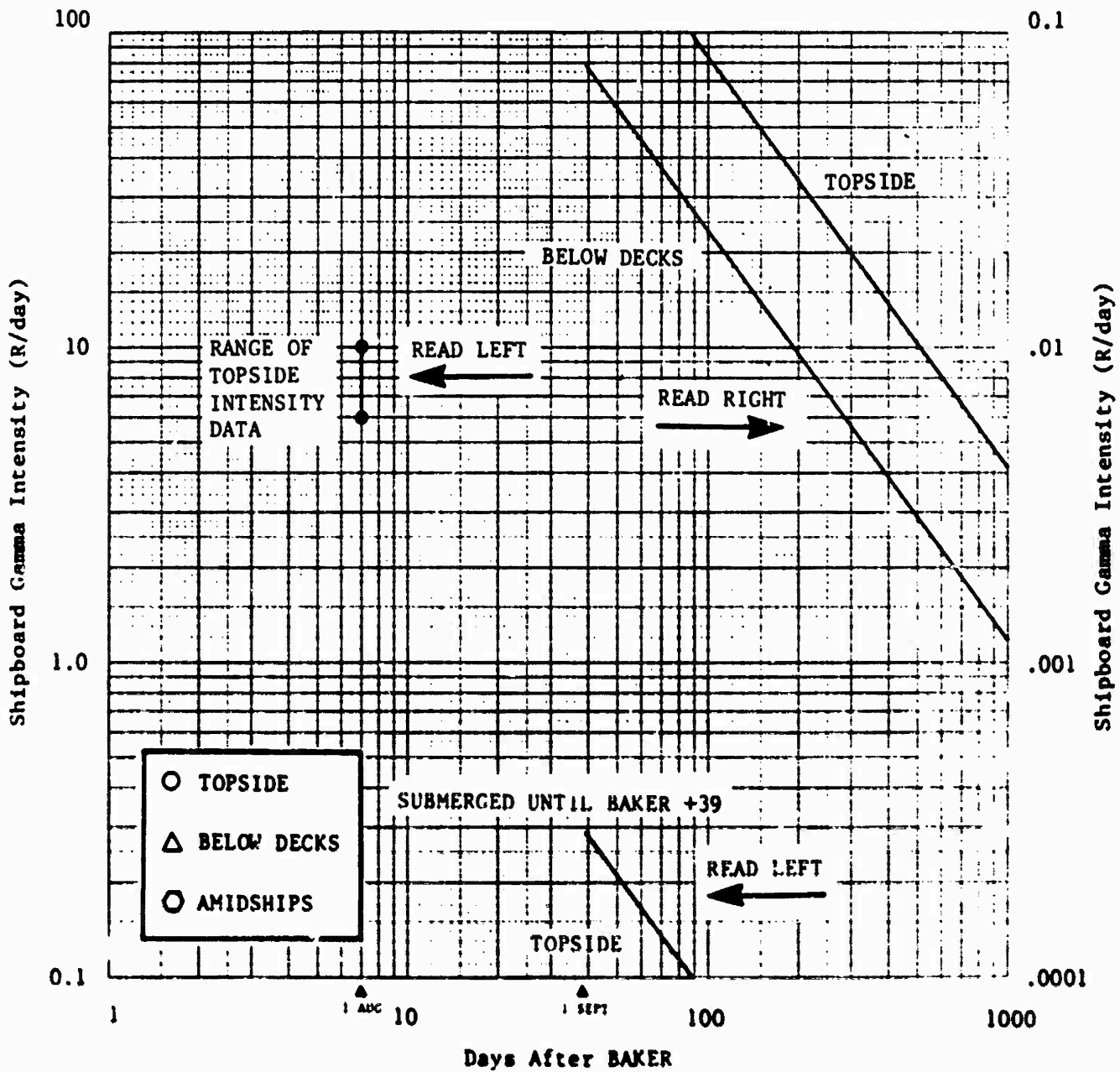
<u>DATE (1946)</u>	<u>CREW LOCATION</u>	<u>RECONSTRUCTED FILM BADGE DOSE (REM)</u>
30 June - 1 July	ABLE Evacuated aboard BOTTINEAU (APA-235) (Observed shot ABLE from a distance of 25 miles)	0.000
2 July - 23 July	Aboard SKIPJACK	0.028
24 July - 8 August	BAKER Evacuated aboard BOTTINEAU (Observed Shot BAKER from a distance of 16 miles)	0.158
9 August-17 August 17 August-21 August	Aboard FILLMORE (APA-83) Crew transferred to ROCKWALL (9), TUNA (6), SEARAVEN (3), SKATE (2), and CHIKASKIA (11).	0.044

Total calculated dose up until the date when the crew splintered: 0.230 REM

This reconstruction does not include time aboard the target ship for activities such as damage control, decontamination or inspection after the detonations except when the entire crew returned to live aboard the ship.

FINAL DISPOSITION: SKIPJACK sank in Bikini lagoon on July 25, 1946 as a result of Shot BAKER. It was salvaged on September 2, 1946 and towed to Pearl Harbor, arriving there on 22 September. It was subsequently towed to San Francisco (MINSY) and then deliberately sunk by aircraft rocket attack on August 11, 1948 at 32-22.6N, 118-32.7W.

USS SKIPJACK (SS-184)



SHIPBOARD GAMMA INTENSITY CURVES: The USS SKIPJACK (SS-184) remained submerged in Bikini Lagoon until it was salvaged on September 2, 1946. Several topside radiation readings were obtained while the SKIPJACK was submerged in 150 feet of water. The range in values is depicted in Figure A-36. Radiation data aboard the SKIPJACK after it was surfaced have not been located, hence, the intensity curves shown here have been estimated based on data for the USS SKATE (SS-305), another target submarine that was approximately the same distance from the Shot BAKER surface zero.

Figure A-36. Shipboard Gamma Intensity vs. Time - USS SKIPJACK (SS-184)

TARGET SHIP PARTICIPATION SUMMARY

NON-REMANDED

SHIP: USS STACK (DD-406)

CREW SIZE: 102

MISSION: USS STACK was a CROSSROADS target ship and arrived at Bikini prior to June 30, 1946 to prepare for the operation. It was anchored in the lagoon and remained there as one of the 84 target ships for the nuclear test detonations that occurred on July 1 and July 25, 1946.

SHOT DATA:	<u>TEST</u>	<u>DATE (TIME)</u>	<u>YIELD</u>	<u>TYPE DETONATION</u>
	ABLE	1 July 46 (0900)	23 KT	Air Burst (+520 ft)
	BAKER	25 July 46 (0835)	23 KT	Shallow Underwater (-90 ft)

AVERAGE CREW MEMBER DOSE HISTORY

<u>DATE (1946)</u>	<u>CREW LOCATION</u>	<u>RECONSTRUCTED FILM BADGE DOSE (REM)</u>
	ABLE	
30 June - 1 July	Evacuated aboard BAYFIELD (APA-33) (Observed Shot ABLE from a distance of 22 miles)	0.000
2 July -17 July	Aboard STACK	0.014
18 July	Evacuated aboard BAYFIELD	0.000
19 July -23 July	Aboard STACK	0.000
	BAKER	
24 July -31 July	Evacuated aboard BAYFIELD (Observed Shot BAKER from a distance of 15 miles)	0.024
1 August-19 August 19 August	Aboard ROCKINGHAM (APA-229) Crew transferred to COM DES PAC (81) and ROCKINGHAM (19).	0.185

Total calculated dose up until the date when the crew splintered: 0.223 REM

This reconstruction does not include time aboard the target ship for activities such as damage control, decontamination or inspection after the detonations except when the entire crew returned to live aboard the ship.

FINAL DISPOSITION: STACK was decommissioned on August 28, 1946. It was towed to Kwajalein where it was retained for radiological study until April 24, 1948 when it was sunk by gunfire from four destroyers off Kwajalein.

TARGET SHIP PARTICIPATION SUMMARY

NON-REMANED

SHIP: USS TRIPPE (DD-403)

CREW SIZE: 135

MISSION: USS TRIPPE was a CROSSROADS target ship and arrived at Bikini on June 1, 1946 to prepare for the operation. It was utilized as a regular operating ship during Test ABLE. On July 16, 1946 it was anchored in the lagoon and remained there as one of the 84 target ships for the nuclear test detonation that occurred on July 25, 1946.

SHOT DATA:	<u>TEST</u>	<u>DATE (TIME)</u>	<u>YIELD</u>	<u>TYPE DETONATION</u>
	BAKER	25 July 46 (0835)	23 KT	Shallow Underwater (-90 ft)

AVERAGE CREW MEMBER DOSE HISTORY

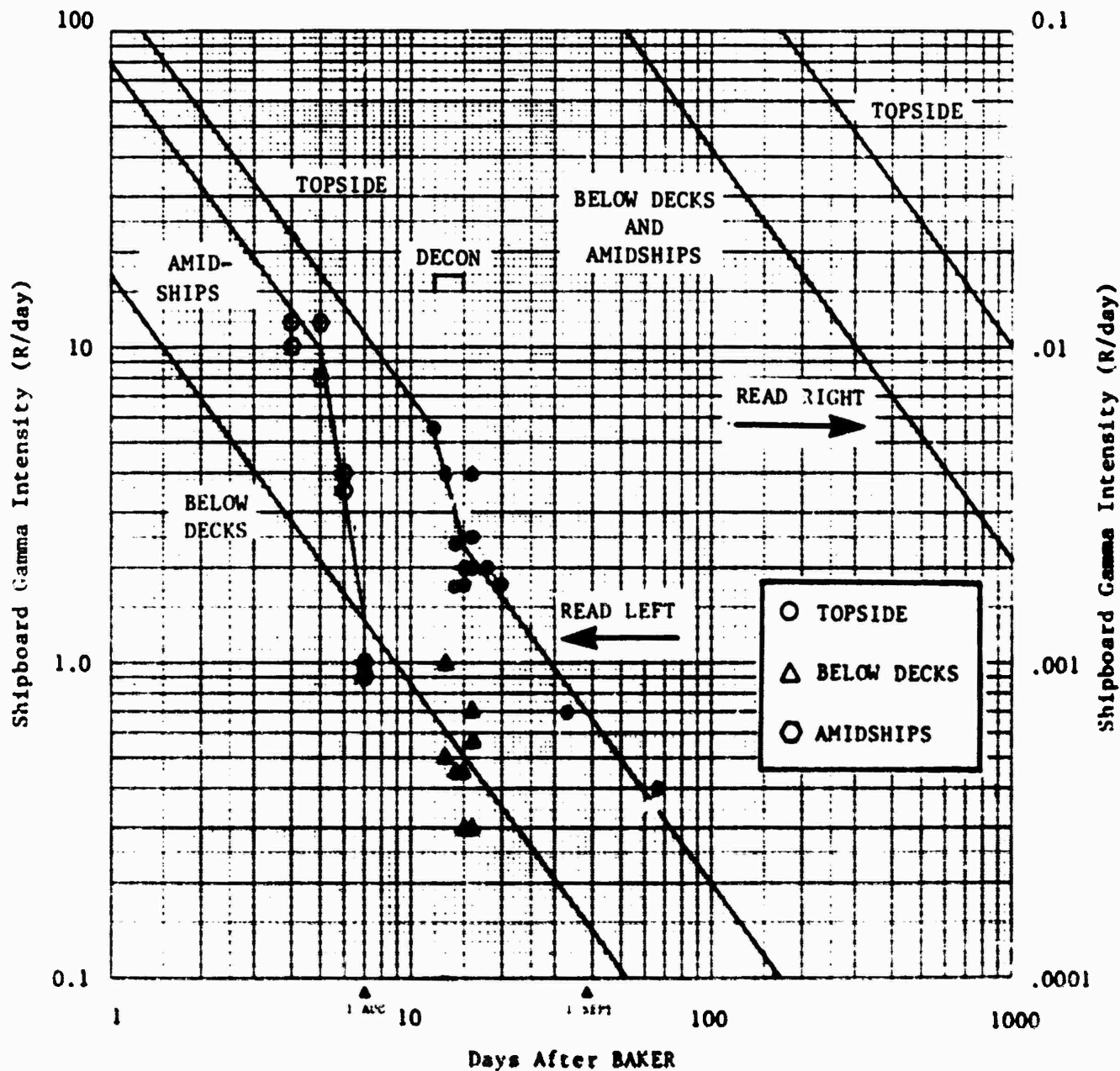
<u>DATE (1946)</u>	<u>CREW LOCATION</u>	<u>RECONSTRUCTED FILM BADGE DOSE (REM)</u>
30 June -17 July	Aboard TRIPPE (Observed Shot ABLE from a distance of 13 miles)	0.000
18 July -19 July	Evacuated aboard BAYFIELD (APA-33)	0.000
20 July -23 July	Aboard TRIPPE	0.000
	BAKER	
24 July -31 July	Evacuated aboard BAYFIELD (Observed shot BAKER from a distance of 15 miles)	0.024
1 August-11 August	Aboard BEXAR (APA-237)	0.127
12 August-25 August	Aboard DIXIE (AD-14) which departed Bikini on 25 August.	0.073
28 August	Crew transferred to CORTLANE (103).	

Total calculated dose while at Bikini: 0.224 REM

This reconstruction does not include time aboard the target ship for activities such as damage control, decontamination or inspection after the detonations except when the entire crew returned to live aboard the ship.

FINAL DISPOSITION: TRIPPE was towed to Kwajalein after CROSSROADS for radiological tests. On February 3, 1948, it was towed to deep water off Kwajalein and deliberately sunk by gunfire.

USS TRIPPE (DD-403)



SHIPBOARD GAMMA INTENSITY CURVES: The average gamma intensity curves for topside amidships, and below decks locations on target ships are discussed in detail in sections 2.4 and 4.0 of the basic report. The data points and average curve are presented as a function of time in days after Shot Baker. The curves are sometimes shown in a folded fashion and care should be exercised when reading the proper intensity scale. In some cases the available data does not discriminate between individual curves for each location.

Figure A-38. Shipboard Gamma Intensity vs. Time - USS TRIPPE (DD-403)

TARGET SHIP PARTICIPATION SUMMARY

NON-REMANED

SHIP: USS WAINWRIGHT (DD-419)

CREW SIZE: 148

MISSION: USS WAINWRIGHT was a CROSSROADS target ship and arrived at Bikini prior to June 30, 1946 to prepare for the operation. It was anchored in the lagoon and remained there as one of the 84 target ships for the nuclear test detonations that occurred on July 1 and July 25, 1946.

SHOT DATA:	<u>TEST</u>	<u>DATE (TIME)</u>	<u>YIELD</u>	<u>TYPE DETONATION</u>
	ABLE	1 July 46 (0900)	23 KT	Air Burst (+520 ft)
	BAKER	25 July 46 (0835)	23 KT	Shallow Underwater (-90 ft)

AVERAGE CREW MEMBER DOSE HISTORY

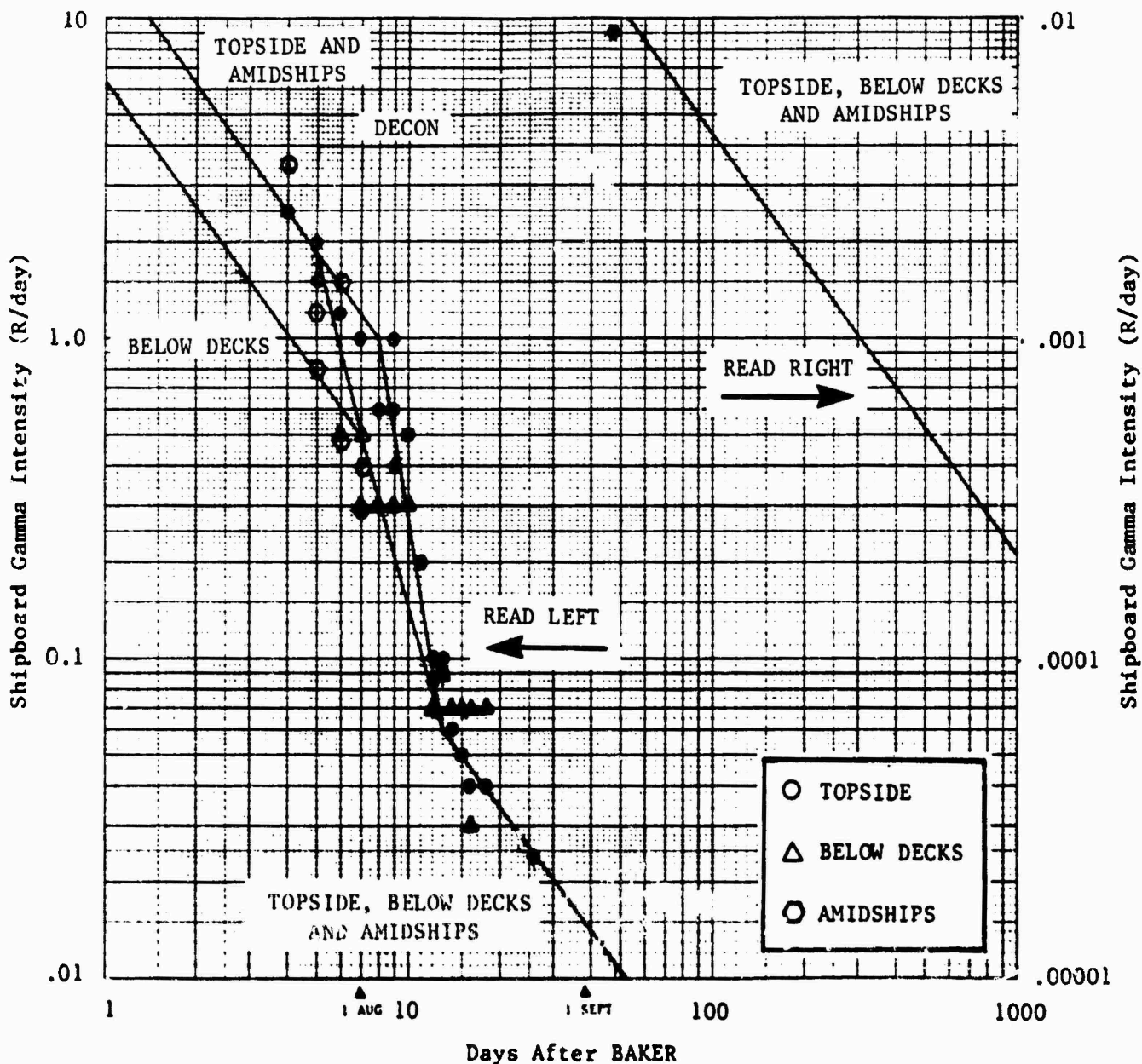
<u>DATE (1946)</u>	<u>CREW LOCATION</u>	<u>RECONSTRUCTED FILM BADGE DOSE (REM)</u>
	ABLE	
30 June - 1 July	Evacuated aboard BAYFIELD (APA-33) (Observed Shot ABLE from a distance of 22 miles)	0.000
2 July - 17 July	Aboard WAINWRIGHT	0.005
18 July	Evacuated aboard BAYFIELD	0.000
19 July - 23 July	Aboard WAINWRIGHT	0.000
	BAKER	
24 July - 31 July	Evacuated aboard BAYFIELD (Observed Shot BAKER from a distance of 15 miles)	0.024
1 August - 20 August	Aboard BEXAR (APA-237)	0.189
20 August	Most of crew transferred to GEORGE CLYMER.	

Total calculated dose up until the date when the crew splintered: 0.218 REM

This reconstruction does not include time aboard the target ship for activities such as damage control, decontamination or inspection after the detonations except when the entire crew returned to live aboard the ship.

FINAL DISPOSITION: WAINWRIGHT was towed to Kwajalein on August 23, 1946 and retained for radiological study. Subsequently, it was towed to sea and sunk by Destroyer Division 172 on July 5, 1948.

USS WAINWRIGHT (DD-419)



SHIPBOARD GAMMA INTENSITY CURVES: The average gamma intensity curves for topside amidships, and below decks locations on target ships are discussed in detail in sections 2.4 and 4.0 of the basic report. The data points and average curve are presented as a function of time in days after Shot Baker. The curves are sometimes shown in a folded fashion and care should be exercised when reading the proper intensity scale. In some cases the available data does not discriminate between individual curves for each location.

Figure A-39. Shipboard Gamma Intensity vs. Time - USS WAINWRIGHT (DD-419)

TARGET SHIP PARTICIPATION SUMMARY

NON-REMANED

SHIP: USS WILSON (DD-408)

CREW SIZE: 115

MISSION: USS WILSON was a CROSSROADS target ship and arrived at Bikini prior to June 30, 1946 to prepare for the operation. It was anchored in the lagoon and remained there as one of the 84 target ships for the nuclear test detonations that occurred on July 1 and July 25, 1946.

SHOT DATA:	TEST	DATE (TIME)	YIELD	TYPE DETONATION
	ABLE	1 July 46 (0900)	23 KT	Air Burst (+520 ft)
	BAKER	25 July 46 (0835)	23 KT	Shallow Underwater (-90 ft)

AVERAGE CREW MEMBER DOSE HISTORY

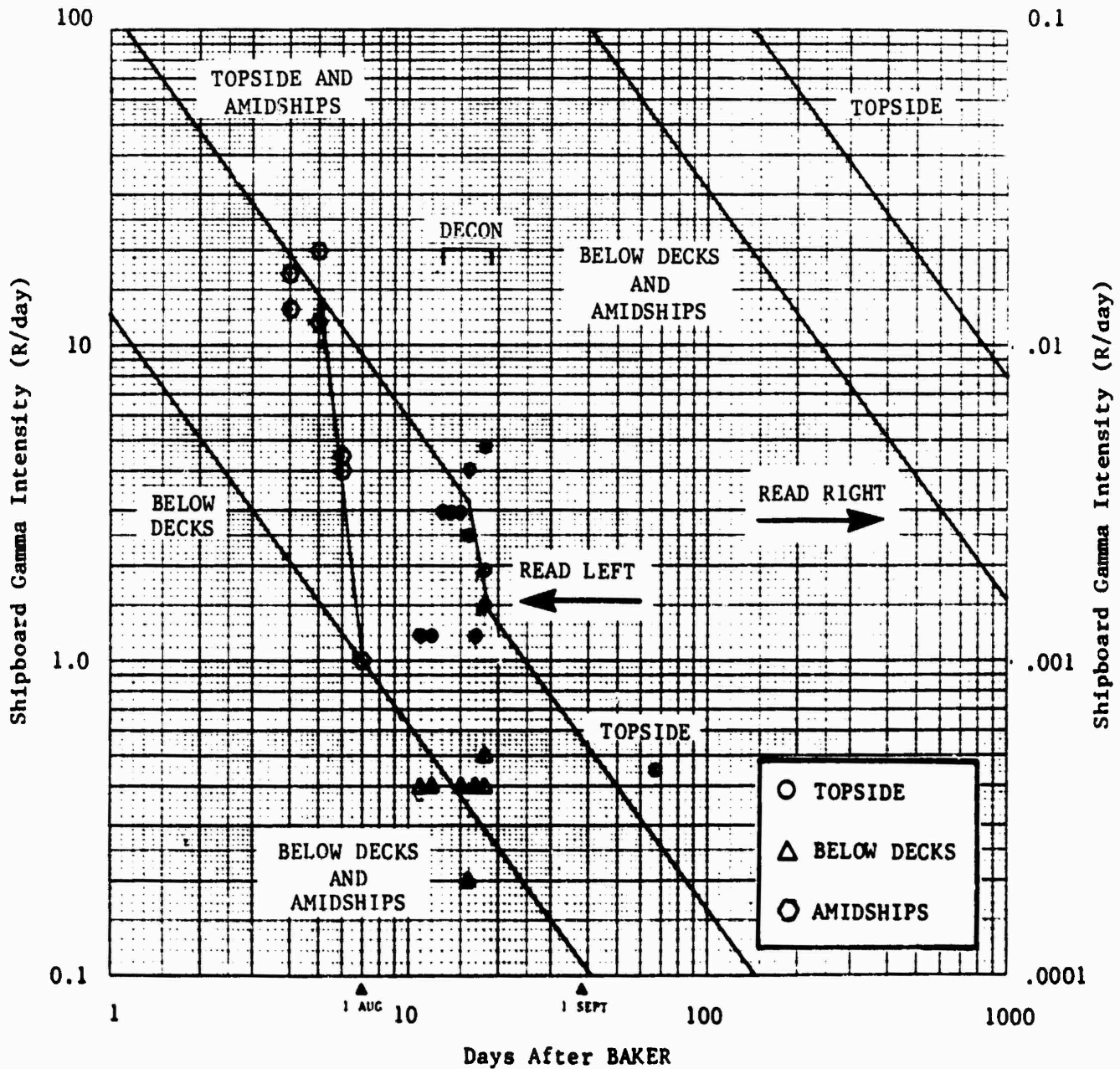
<u>DATE (1946)</u>	<u>CREW LOCATION</u>	<u>RECONSTRUCTED FILM BADGE DOSE (REM)</u>
ABLE		
30 June - 1 July	Evacuated aboard BAYFIELD (APA-33) (Observed Shot ABLE from a distance of 22 miles)	0.000
2 July - 17 July	Aboard WILSON	0.010
18 July	Evacuated aboard BAYFIELD	0.000
19 July - 23 July	Aboard WILSON	0.000
BAKER		
24 July - 31 July	Evacuated aboard BAYFIELD (Observed Shot BAKER from a distance of 15 miles)	0.024
1 August - 18 August	Aboard BEXAR (APA-237)	0.179
18 August - 19 August	Aboard ROCKWALL which departed Bikini on 19 August.	0.009

Total calculated dose while at Bikini: 0.222 REM

This reconstruction does not include time aboard the target ship for activities such as damage control, decontamination or inspection after the detonations except when the entire crew returned to live aboard the ship.

FINAL DISPOSITION: WILSON was decommissioned on August 28, 1946. After CROSSROADS, it was towed to Kwajalein for radiological tests until it was scuttled in deep water off Kwajalein on March 8, 1948.

USS WILSON (DD-408)



SHIPBOARD GAMMA INTENSITY CURVES: The average gamma intensity curves for topside amidships, and below decks locations on target ships are discussed in detail in sections 2.4 and 4.0 of the basic report. The data points and average curve are presented as a function of time in days after Shot Baker. The curves are sometimes shown in a folded fashion and care should be exercised when reading the proper intensity scale. In some cases the available data does not discriminate between individual curves for each location.

Figure A-40. Shipboard Gamma Intensity vs. Time - USS WILSON (DD-408)

TARGET SHIP PARTICIPATION SUMMARY

NON-REMANED

SHIP: USS YO-160

CREW SIZE: 10

MISSION: USS YO-160 was a CROSSROADS target ship and arrived at Bikini prior to June 30, 1946 to prepare for the operation. It was anchored in the lagoon and remained there as one of the 84 target ships for the nuclear test detonations that occurred on July 1 and July 25, 1946.

SHOT DATA:	<u>TEST</u>	<u>DATE (TIME)</u>	<u>YIELD</u>	<u>TYPE DETONATION</u>
	ABLE	1 July 46 (0900)	23 KT	Air Burst (+520 ft)
	BAKER	25 July 46 (0835)	23 KT	Shallow Underwater (-90 ft)

AVERAGE CREW MEMBER DOSE HISTORY

DATE (1946)

CREW LOCATION

RECONSTRUCTED
FILM BADGE
DOSE (REM)

Unknown

Total calculated dose while at Bikini: Unknown

FINAL DISPOSITION: YO-160 sank in Bikini lagoon as a result of Shot BAKER.

**DATA NOT AVAILABLE TO RECONSTRUCT
THE SHIPBOARD GAMMA INTENSITY CURVE**

TARGET SHIP PARTICIPATION SUMMARY

NON-REMANED

SHIP: USS YOG-83

CREW SIZE: 10

MISSION: USS YOG-83 was a CROSSROADS target ship and arrived at Bikini prior to June 30, 1946 to prepare for the operation. It was anchored in the lagoon and remained there as one of the 84 target ships for the nuclear test detonations that occurred on July 1 and July 25, 1946.

SHOT DATA:	<u>TEST</u>	<u>DATE (TIME)</u>	<u>YIELD</u>	<u>TYPE DETONATION</u>
	ABLE	1 July 46 (0900)	23 KT	Air Burst (+520 ft)
	BAKER	25 July 46 (0835)	23 KT	Shallow Underwater (-90 ft)

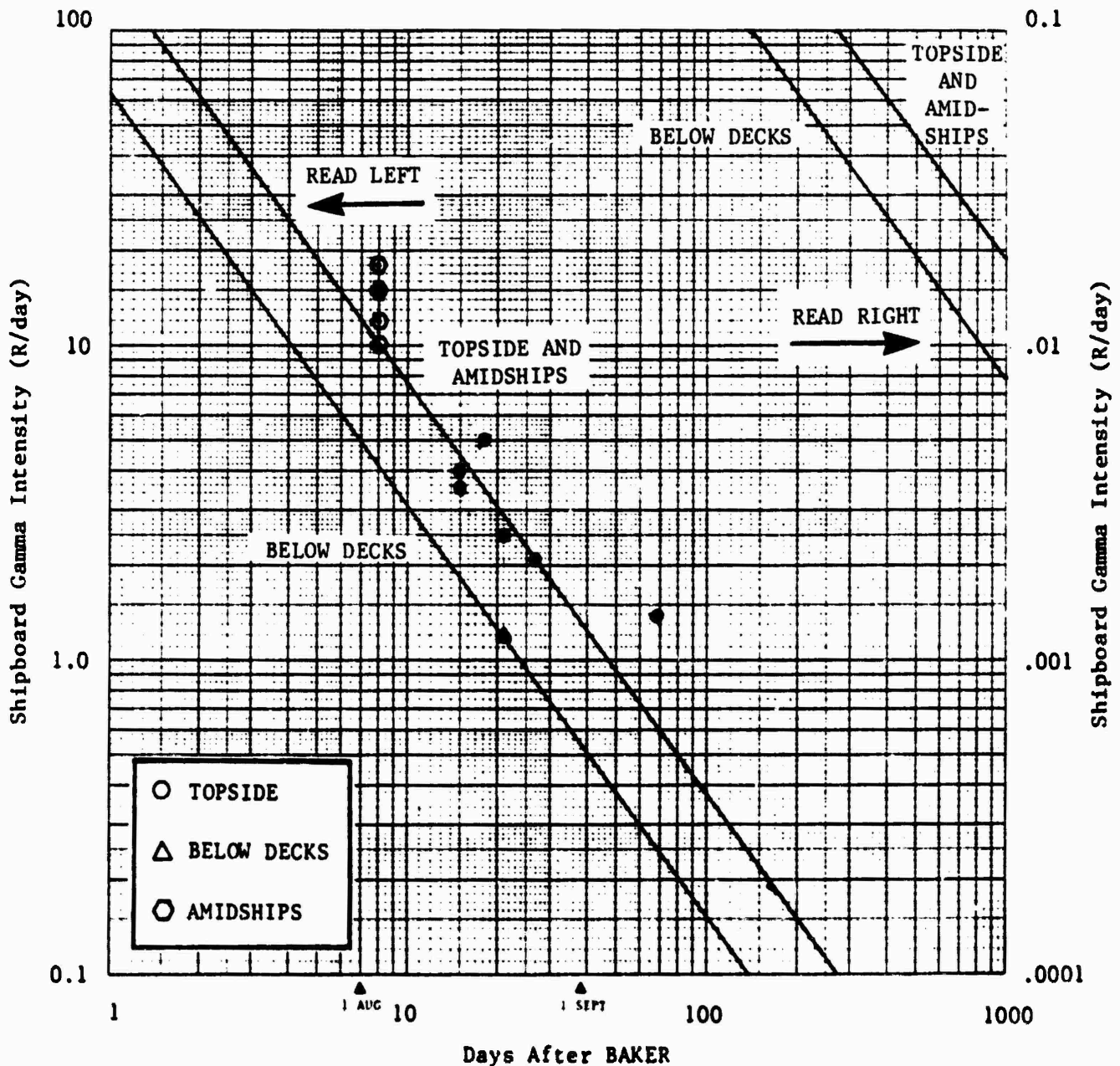
AVERAGE CREW MEMBER DOSE HISTORY

<u>DATE (1946)</u>	<u>CREW LOCATION</u>	<u>RECONSTRUCTED FILM BADGE DOSE (REM)</u>
	Unknown	

Total calculated dose while at Bikini: Unknown

FINAL DISPOSITION: YOG-83 was towed to Kwajalein and beached there on September 23, 1946. It was retained for radiological study and ultimately sunk in deep water off Kwajalein on September 16, 1948.

USS YOG-83



SHIPBOARD GAMMA INTENSITY CURVES: The average gamma intensity curves for topside amidships, and below decks locations on target ships are discussed in detail in sections 2.4 and 4.0 of the basic report. The data points and average curve are presented as a function of time in days after Shot Baker. The curves are sometimes shown in a folded fashion and care should be exercised when reading the proper intensity scale. In some cases the available data does not discriminate between individual curves for each location.

Figure A-41. Shipboard Gamma Intensity vs. Time - USS YOG-83

TARGET SHIP PARTICIPATION SUMMARY

UNMANNED

SHIP: USS LCT-412

CREW SIZE: N/A

MISSION: USS LCT-412 was a CROSSROADS target ship and arrived at Bikini prior to June 30, 1946 to participate in the operation. It was beached in the lagoon and remained there as one of the 84 target ships for the nuclear test detonations that occurred on July 1 and July 25, 1946.

SHOT DATA:	<u>TEST</u>	<u>DATE (TIME)</u>	<u>YIELD</u>	<u>TYPE DETONATION</u>
	ABLE	1 July 46 (0900)	23 KT	Air Burst (+520 feet)
	BAKER	25 July 46 (0835)	23 KT	Shallow Underwater (-90 feet)

AVERAGE CREW MEMBER DOSE HISTORY: N/A

FINAL DISPOSITION: USS LCT-412 was towed to Kwajalein for further disposition. It was finally sunk in deep water off Kwajalein about September 1947.

TARGET SHIP PARTICIPATION SUMMARY

UNMANNED

SHIP: USS LCT-414

CREW SIZE: N/A

MISSION: USS LCT-414 was a CROSSROADS target ship and arrived at Bikini prior to June 30, 1946 to participate in the operation. It was beached in the lagoon and remained there as one of the 84 target ships for the nuclear test detonations that occurred on July 1 and July 25, 1946.

SHOT DATA:	<u>TEST</u>	<u>DATE (TIME)</u>	<u>YIELD</u>	<u>TYPE DETONATION</u>
	ABLE	1 July 46 (0900)	23 KT	Air Burst (+520 feet)
	BAKER	25 July 46 (0835)	23 KT	Shallow Underwater (-90 feet)

AVERAGE CREW MEMBER DOSE HISTORY: N/A

FINAL DISPOSITION: USS LCT-414 was sunk by demolition charges at Bikini shortly after Shot BAKER.

TARGET SHIP PARTICIPATION SUMMARY

UNMANNED

SHIP: USS LCT-705

CREW SIZE: N/A

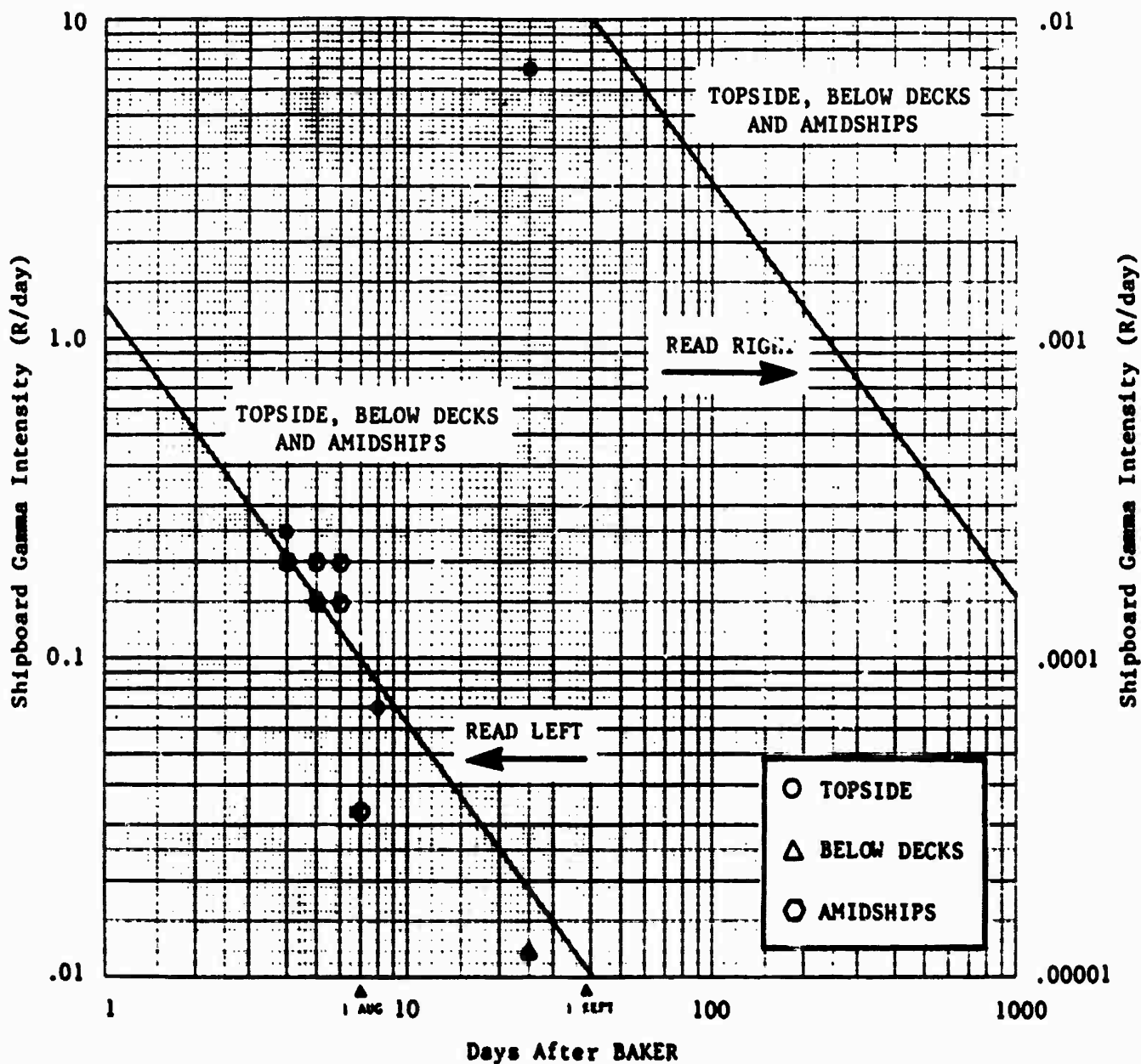
MISSION: USS LCT-705 was a CROSSROADS target ship and arrived at Bikini prior to June 30, 1946 to participate in the operation. It was anchored in the lagoon and remained there as one of the 84 target ships for the nuclear test detonations that occurred on July 1 and July 25, 1946.

SHOT DATA:	<u>TEST</u>	<u>DATE (TIME)</u>	<u>YIELD</u>	<u>TYPE DETONATION</u>
	ABLE	1 July 46 (0900)	23 KT	Air Burst (+520 feet)
	BAKER	25 July 46 (0835)	23 KT	Shallow Underwater (-90 feet)

AVERAGE CREW MEMBER DOSE HISTORY: N/A

FINAL DISPOSITION: USS LCT-705 was found to be structurally sound after Operation CROSSROADS. It was towed to Kwajalein and eventually sunk in deep water off Kwajalein in September 1947.

USS LCT-705



SHIPBOARD GAMMA INTENSITY CURVES: The average gamma intensity curves for topside amidships, and below decks locations on target ships are discussed in detail in sections 2.4 and 4.0 of the basic report. The data points and average curve are presented as a function of time in days after Shot Baker. The curves are sometimes shown in a folded fashion and care should be exercised when reading the proper intensity scale. In some cases the available data does not discriminate between individual curves for each location.

Figure A-42. Shipboard Gamma Intensity vs. Time - USS LCT-705

TARGET SHIP PARTICIPATION SUMMARY

UNMANNED

SHIP: USS LCT-746

CREW SIZE: N/A

MISSION: USS LCT-746 was a CROSSROADS target ship and arrived at Bikini prior to June 30, 1946 to participate in the operation. It was anchored in the lagoon and remained there as one of the 84 target ships for the nuclear test detonations that occurred on July 1 and July 25, 1946.

SHOT DATA:	<u>TEST</u>	<u>DATE (TIME)</u>	<u>YIELD</u>	<u>TYPE DETONATION</u>
	ABLE	1 July 46 (0900)	23 KT	Air Burst (+520 feet)
	BAKER	25 July 46 (0835)	23 KT	Shallow Underwater (-90 feet)

AVERAGE CREW MEMBER DOSE HISTORY: N/A

FINAL DISPOSITION: With the completion of Operation CROSSROADS, USS LCT-746 was taken to Kwajalein where it was destroyed in March 1947.

TARGET SHIP PARTICIPATION SUMMARY

UNMANNED

SHIP: USS LCT-812

CREW SIZE: N/A

MISSION: USS LCT-812 was a CROSSROADS target ship and arrived at Bikini prior to June 30, 1946 to participate in the operation. It was beached in the lagoon and remained there as one of the 84 target ships for the nuclear test detonations that occurred on July 1 and July 25, 1946.

SHOT DATA:	<u>TEST</u>	<u>DATE (TIME)</u>	<u>YIELD</u>	<u>TYPE DETONATION</u>
	ABLF	1 July 46 (0900)	23 KT	Air Burst (+520 feet)
	BAKER	25 July 46 (0835)	23 KT	Shallow Underwater (-90 feet)

AVERAGE CREW MEMBER DOSE HISTORY: N/A

FINAL DISPOSITION: USS LCT-812 was sunk by demolition charges at Bikini shortly after Shot BAKER.

TARGET SHIP PARTICIPATION SUMMARY

UNMANNED

SHIP: USS LCT-816

CREW SIZE: N/A

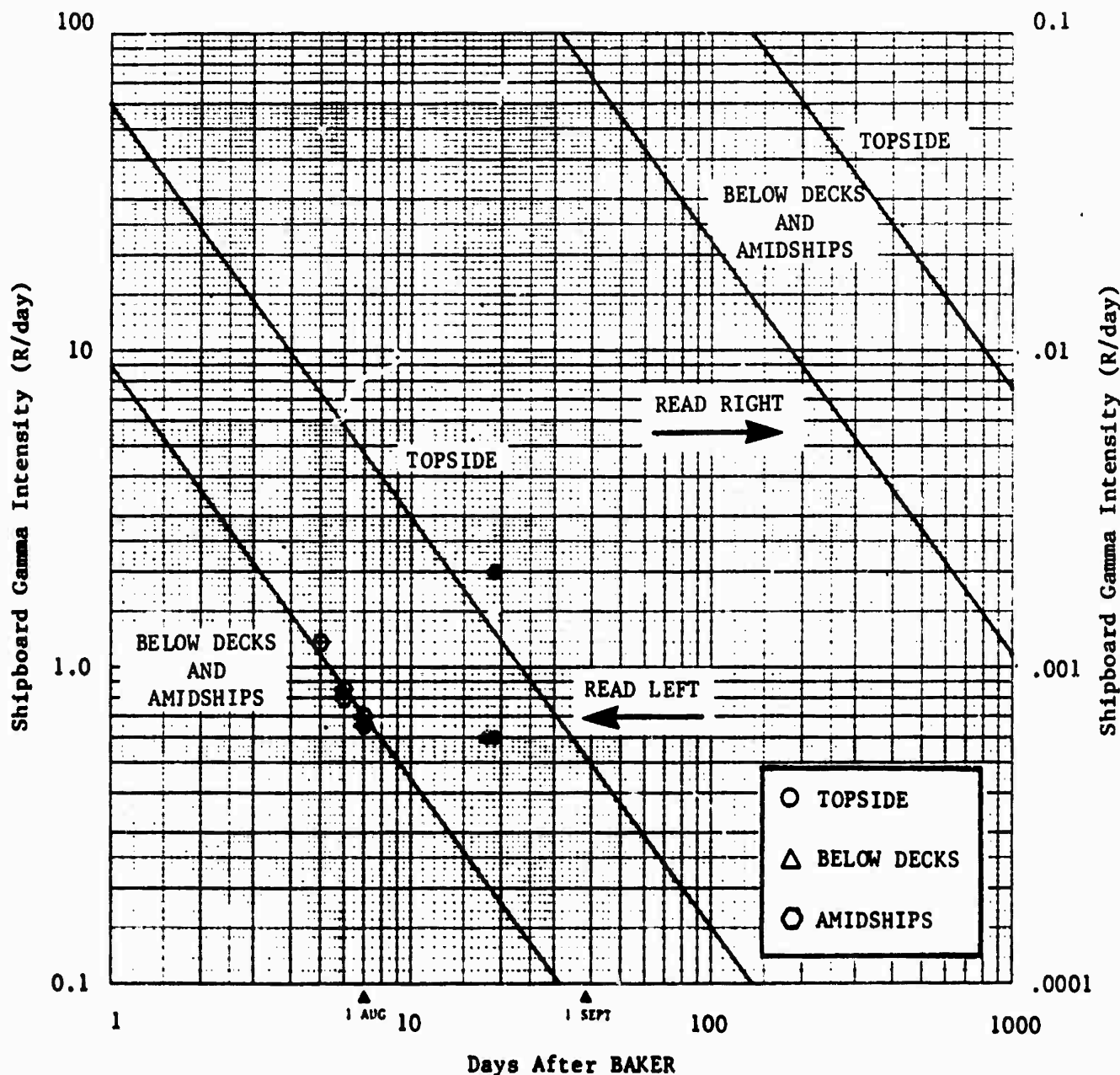
MISSION: USS LCT-816 was a CROSSROADS target ship and arrived at Bikini prior to June 30, 1946 to participate in the operation. It was anchored in the lagoon and remained there as one of the 84 target ships for the nuclear test detonations that occurred on July 1 and July 25, 1946.

SHOT DATA:	<u>TEST</u>	<u>DATE (TIME)</u>	<u>YIELD</u>	<u>TYPE DETONATION</u>
	ABLE	1 July 46 (0900)	23 KT	Air Burst (+520 feet)
	BAKER	25 July 46 (0835)	23 KT	Shallow Underwater (-90 feet)

AVERAGE CREW MEMBER DOSE HISTORY: N/A

FINAL DISPOSITION: USS LCT-816 was found badly holed and hard on the beach at Bikini. It was taken to Kwajalien where it was sunk in deep water in June 1947.

USS LCT-816



SHIPBOARD GAMMA INTENSITY CURVES: The average gamma intensity curves for topside amidships, and below decks locations on target ships are discussed in detail in sections 2.4 and 4.0 of the basic report. The data points and average curve are presented as a function of time in days after Shot Baker. The curves are sometimes shown in a folded fashion and care should be exercised when reading the proper intensity scale. In some cases the available data does not discriminate between individual curves for each location.

Figure A-43. Shipboard Gamma Intensity vs. Time - USS LCT-816

TARGET SHIP PARTICIPATION SUMMARY

UNMANNED

SHIP: USS LCT-818

CREW SIZE: N/A

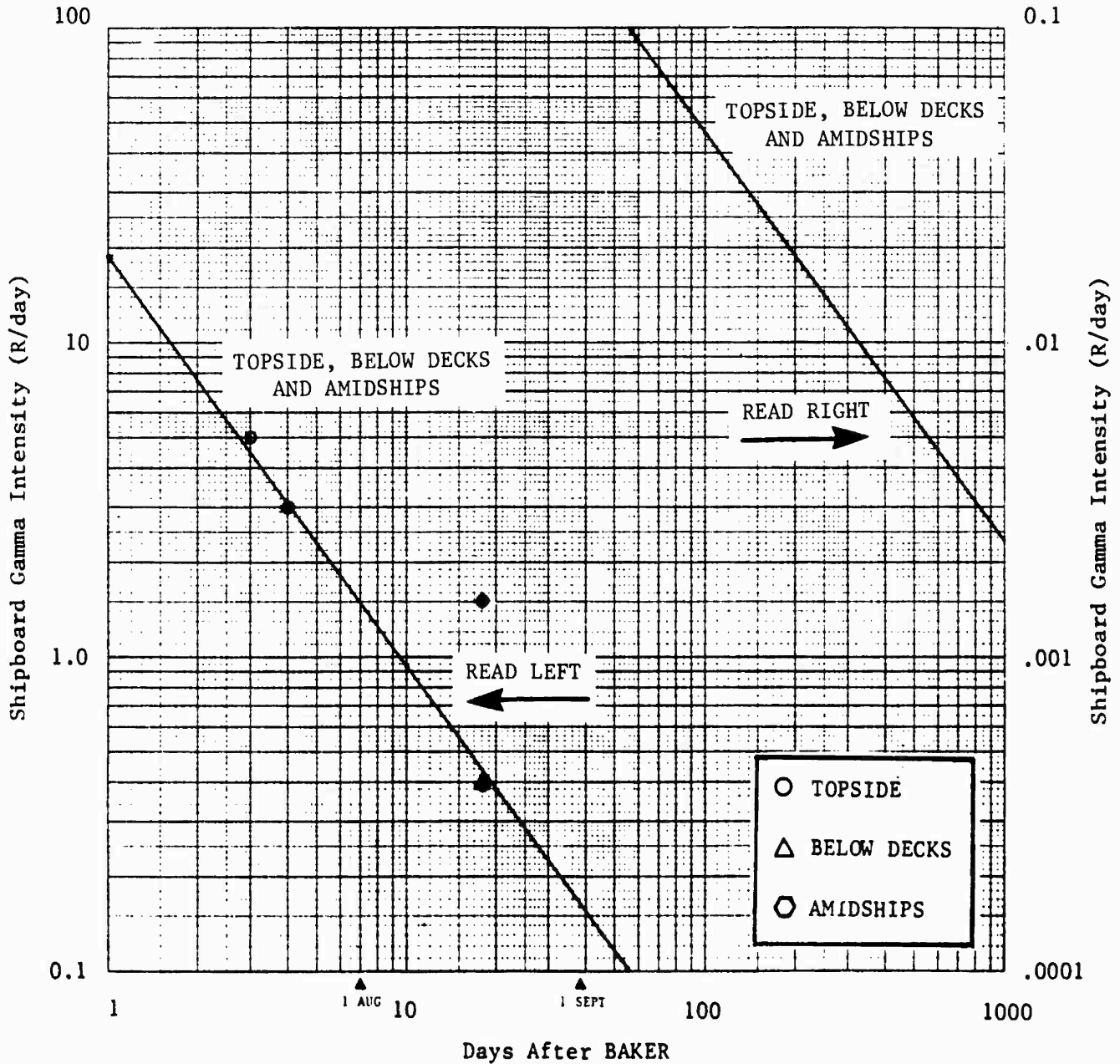
MISSION: USS LCT-818 was a CROSSROADS target ship and arrived at Bikini prior to June 30, 1946 to participate in the operation. It was anchored in the lagoon and remained there as one of the 84 target ships for the nuclear test detonations that occurred on July 1 and July 25, 1946.

SHOT DATA:	<u>TEST</u>	<u>DATE (TIME)</u>	<u>YIELD</u>	<u>TYPE DETONATION</u>
	ABLE	1 July 46 (0900)	23 KT	Air Burst (+520 feet)
	BAKER	25 July 46 (0835)	23 KT	Shallow Underwater (-90 feet)

AVERAGE CREW MEMBER DOSE HISTORY: N/A

FINAL DISPOSITION: USS LCT-818 was found to be structurally sound after Operation CROSSROADS. It was towed to Kwajalein and eventually sunk in deep water off Kwajalein in September 1947.

USS LCT-818



SHIPBOARD GAMMA INTENSITY CURVES: The average gamma intensity curves for topside amidships, and below decks locations on target ships are discussed in detail in sections 2.4 and 4.0 of the basic report. The data points and average curve are presented as a function of time in days after Shot Baker. The curves are sometimes shown in a folded fashion and care should be exercised when reading the proper intensity scale. In some cases the available data does not discriminate between individual curves for each location.

Figure A-44. Shipboard Gamma Intensity vs. Time - USS LCT-818

TARGET SHIP PARTICIPATION SUMMARY

UNMANNED

SHIP: USS LCT-874

CREW SIZE: N/A

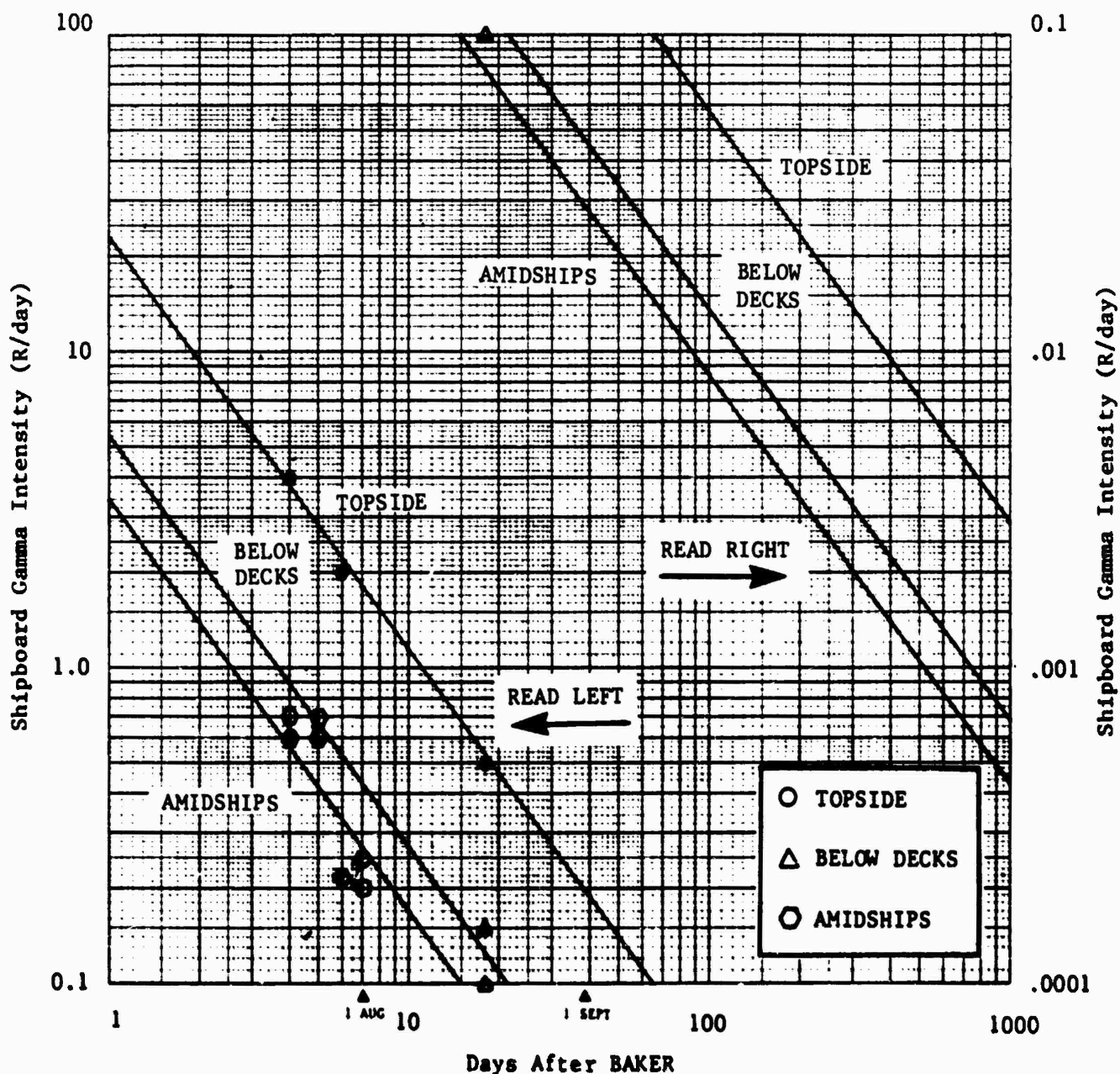
MISSION: USS LCT-874 was a CROSSROADS target ship and arrived at Bikini prior to June 30, 1946 to participate in the operation. It was anchored in the lagoon and remained there as one of the 84 target ships for the nuclear test detonations that occurred on July 1 and July 25, 1946.

SHOT DATA:	<u>TEST</u>	<u>DATE (TIME)</u>	<u>YIELD</u>	<u>TYPE DETONATION</u>
	ABLE	1 July 46 (0900)	23 KT	Air Burst (+520 feet)
	BAKER	25 July 46 (0835)	23 KT	Shallow Underwater (-90 feet)

AVERAGE CREW MEMBER DOSE HISTORY: N/A

FINAL DISPOSITION: USS LCT-874 was found to be structurally sound after Operation CROSSROADS. It was towed to Kwajalein and eventually sunk in deep water off Kwajalein in September 1947.

USS LCT-874



SHIPBOARD GAMMA INTENSITY CURVES: The average gamma intensity curves for topside amidships, and below decks locations on target ships are discussed in detail in sections 2.4 and 4.0 of the basic report. The data points and average curve are presented as a function of time in days after Shot Baker. The curves are sometimes shown in a folded fashion and care should be exercised when reading the proper intensity scale. In some cases the available data does not discriminate between individual curves for each location.

Figure A-45. Shipboard Gamma Intensity vs. Time - USS LCT-874

TARGET SHIP PARTICIPATION SUMMARY

UNMANNED

SHIP: USS LCT-1013

CREW SIZE: N/A

MISSION: USS LCT-1013 was a CROSSROADS target ship and arrived at Bikini prior to June 30, 1946 to participate in the operation. It was anchored in the lagoon and remained there as one of the 84 target ships for the nuclear test detonations that occurred on July 1 and July 25, 1946.

SHOT DATA:	<u>TEST</u>	<u>DATE (TIME)</u>	<u>YIELD</u>	<u>TYPE DETONATION</u>
	ABLE	1 July 46 (0900)	23 KT	Air Burst (+520 feet)
	BAKER	25 July 46 (0835)	23 KT	Shallow Underwater (-90 feet)

AVERAGE CREW MEMBER DOSE HISTORY: N/A

FINAL DISPOSITION: USS LCT-1013 was found to be structurally sound after Operation CROSSROADS. It was towed to Kwajalein and eventually sunk in deep water off Kwajalein in September 1947.

TARGET SHIP PARTICIPATION SUMMARY

UNMANNED

SHIP: USS LCT-1237

CREW SIZE: N/A

MISSION: USS LCT-1237 was a CROSSROADS target ship and arrived at Bikini prior to June 30, 1946 to participate in the operation. It was beached in the lagoon and remained there as one of the 84 target ships for the nuclear test detonations that occurred on July 1 and July 25, 1946.

SHOT DATA:	<u>TEST</u>	<u>DATE (TIME)</u>	<u>YIELD</u>	<u>TYPE DETONATION</u>
	ABLE	1 July 46 (0900)	23 KT	Air Burst (+520 feet)
	BAKER	25 July 46 (0835)	23 KT	Shallow Underwater (-90 feet)

AVERAGE CREW MEMBER DOSE HISTORY: N/A

FINAL DISPOSITION: USS LCT-1237 was sunk by demolition charges at Bikini shortly after Shot BAKER.

TARGET SHIP PARTICIPATION SUMMARY

UNMANNED

SHIP: USS LCT-1078

CREW SIZE: N/A

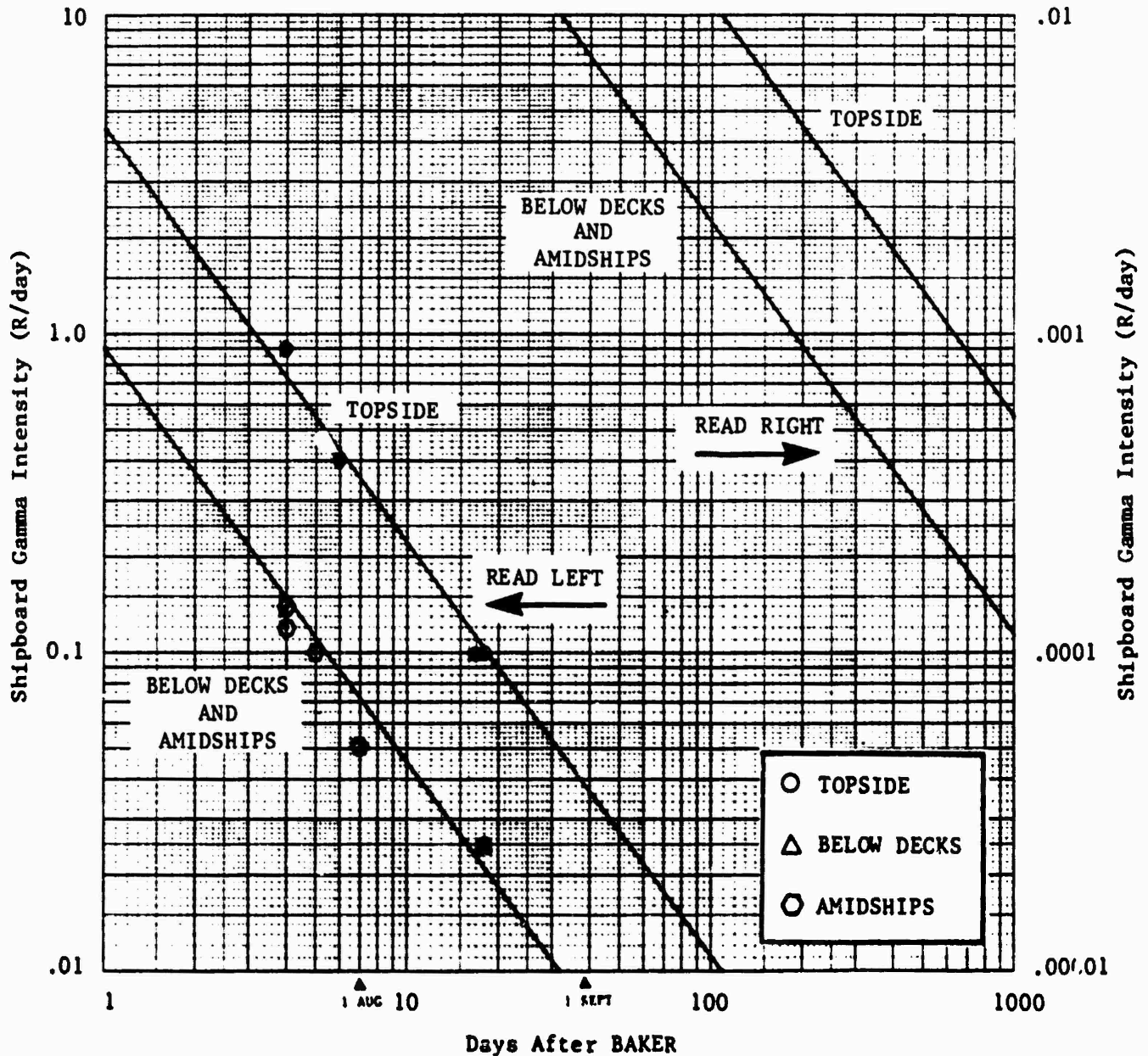
MISSION: USS LCT-1078 was a CROSSROADS target ship and arrived at Bikini prior to June 30, 1946 to participate in the operation. It was anchored in the lagoon and remained there as one of the 84 target ships for the nuclear test detonations that occurred on July 1 and July 25, 1946.

SHOT DATA:	<u>TEST</u>	<u>DATE (TIME)</u>	<u>YIELD</u>	<u>TYPE DETONATION</u>
	ABLE	1 July 46 (0900)	23 KT	Air Burst (+520 feet)
	BAKER	25 July 46 (0835)	23 KT	Shallow Underwater (-90 feet)

AVERAGE CREW MEMBER DOSE HISTORY: N/A

FINAL DISPOSITION: USS LCT-1078 was found to be structurally sound after Operation CROSSROADS. It was towed to Kwajalein and eventually sunk in deep water off Kwajalein in September 1947.

USS LCT-1078



SHIPBOARD GAMMA INTENSITY CURVES: The average gamma intensity curves for topside amidships, and below decks locations on target ships are discussed in detail in sections 2.4 and 4.0 of the basic report. The data points and average curve are presented as a function of time in days after Shot Baker. The curves are sometimes shown in a folded fashion and care should be exercised when reading the proper intensity scale. In some cases the available data does not discriminate between individual curves for each location.

Figure A-47. Shipboard Gamma Intensity vs. Time - USS LCT-1078

TARGET SHIP PARTICIPATION SUMMARY

UNMANNED

SHIP: USS LCT-1112

CREW SIZE: N/A

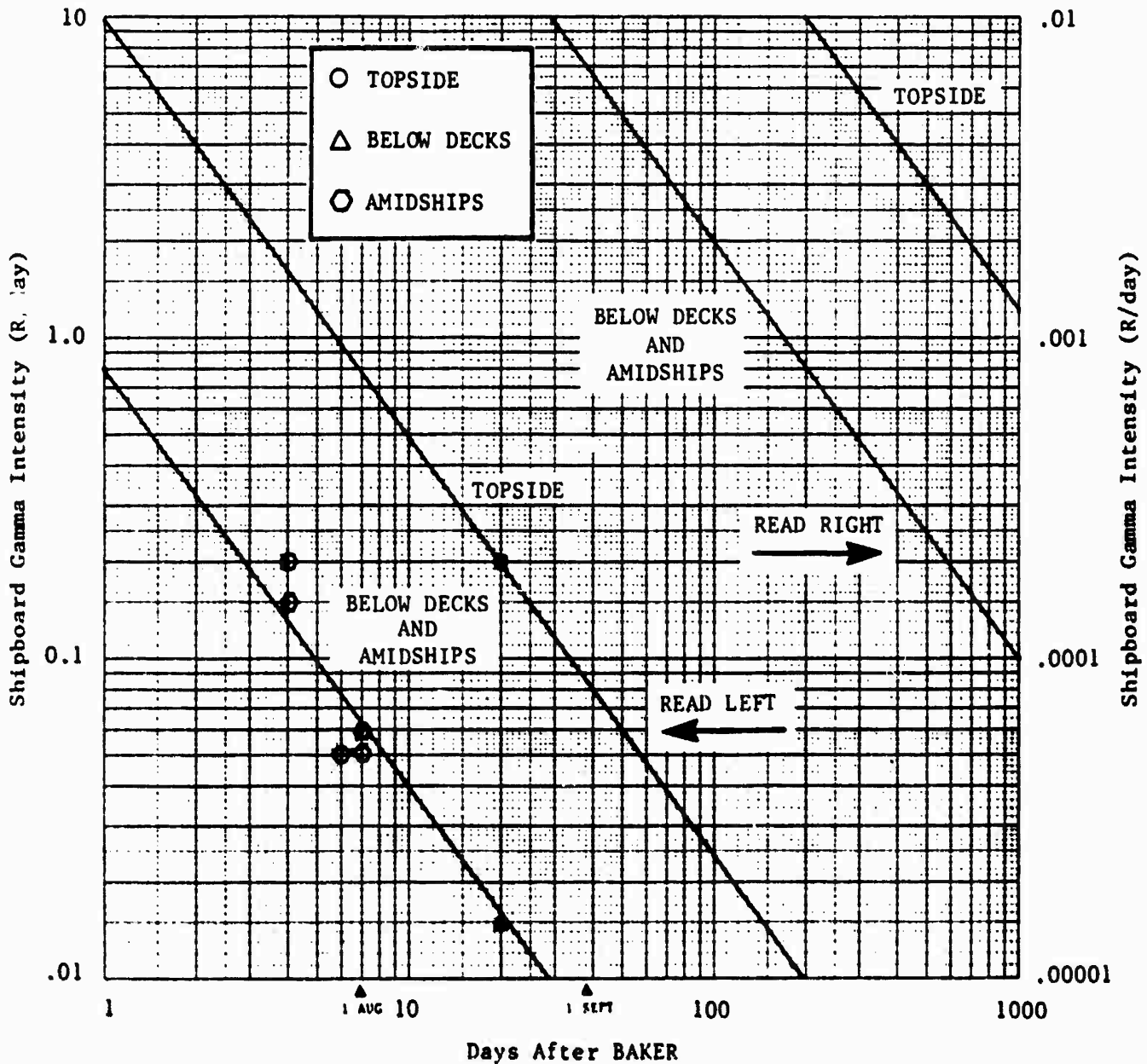
MISSION: USS LCT-1112 was a CROSSROADS target ship and arrived at Bikini prior to June 30, 1946 to participate in the operation. It was anchored in the lagoon and remained there as one of the 84 target ships for the nuclear test detonations that occurred on July 1 and July 25, 1946.

SHOT DATA:	<u>TEST</u>	<u>DATE (TIME)</u>	<u>YIELD</u>	<u>TYPE DETONATION</u>
	ABLE	1 July 46 (0900)	23 KT	Air Burst (+520 feet)
	BAKER	25 July 46 (0835)	23 KT	Shallow Underwater (-90 feet)

AVERAGE CREW MEMBER DOSE HISTORY: N/A

FINAL DISPOSITION: USS LCT-1112 was found to be structurally sound after Operation CROSSROADS. It was towed to Kwajalein and eventually sunk in deep water off Kwajalein in September 1947.

USS LCT-1112



SHIPBOARD GAMMA INTENSITY CURVES: The average gamma intensity curves for topside amidships, and below decks locations on target ships are discussed in detail in sections 2.4 and 4.0 of the basic report. The data points and average curve are presented as a function of time in days after Shot Baker. The curves are sometimes shown in a folded fashion and care should be exercised when reading the proper intensity scale. In some cases the available data does not discriminate between individual curves for each location.

Figure A-48. Shipboard Gamma Intensity vs. Time - USS LCT-1112

TARGET SHIP PARTICIPATION SUMMARY

UNMANNED

SHIP: USS LCT-1113

CREW SIZE: N/A

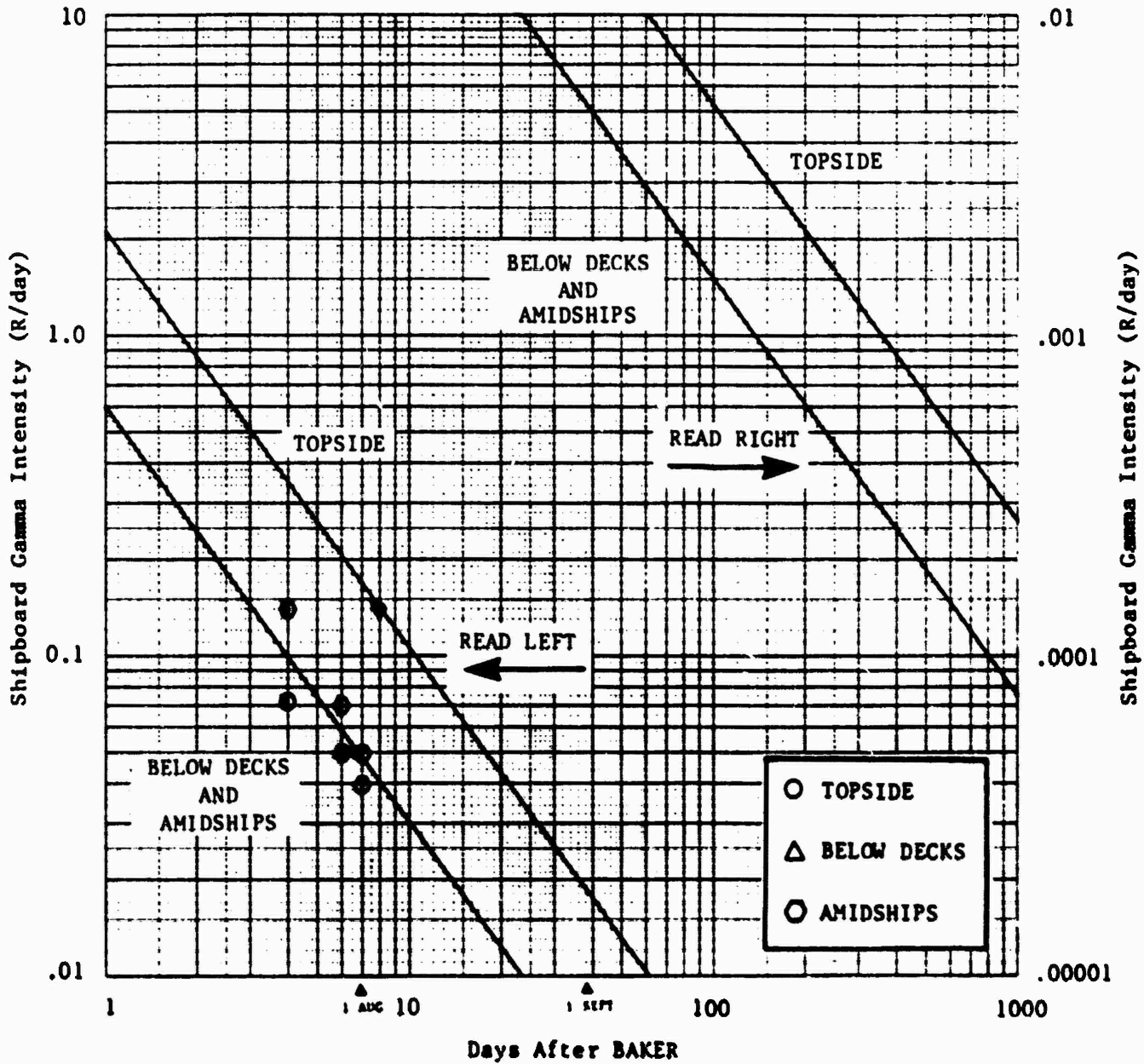
MISSION: USS LCT-1113 was a CROSSROADS target ship and arrived at Bikini prior to June 30, 1946 to participate in the operation. It was anchored in the lagoon and remained there as one of the 84 target ships for the nuclear test detonations that occurred on July 1 and July 25, 1946.

SHOT DATA:	<u>TEST</u>	<u>DATE (TIME)</u>	<u>YIELD</u>	<u>TYPE DETONATION</u>
	ABLE	1 July 46 (0900)	23 KT	Air Burst (+520 feet)
	BAKER	25 July 46 (0835)	23 KT	Shallow Underwater (-90 feet)

AVERAGE CREW MEMBER DOSE HISTORY: N/A

FINAL DISPOSITION: USS LCT-1113 was found badly holed and hard on the beach at Bikini. It was taken to Kwajalien where it was sunk in deep water in June 1947.

USS LCT-1113



SHIPBOARD GAMMA INTENSITY CURVES: The average gamma intensity curves for topside amidships, and below decks locations on target ships are discussed in detail in sections 2.4 and 4.0 of the basic report. The data points and average curve are presented as a function of time in days after Shot Baker. The curves are sometimes shown in a folded fashion and care should be exercised when reading the proper intensity scale. In some cases the available data does not discriminate between individual curves for each location.

Figure A-49. Shipboard Gamma Intensity vs. Time - USS LCT-1113

TARGET SHIP PARTICIPATION SUMMARY

UNMANNED

SHIP: USS LCT-1114

CREW SIZE: N/A

MISSION: USS LCT-1114 was a CROSSROADS target ship and arrived at Bikini prior to June 30, 1946 to participate in the operation. It was anchored in the lagoon and remained there as one of the 84 target ships for the nuclear test detonations that occurred on July 1 and July 25, 1946.

SHOT DATA:	<u>TEST</u>	<u>DATE (TIME)</u>	<u>YIELD</u>	<u>TYPE DETONATION</u>
	ABLE	1 July 46 (0900)	23 KT	Air Burst (+520 feet)
	BAKER	25 July 46 (0835)	23 KT	Shallow Underwater (-90 feet)

AVERAGE CREW MEMBER DOSE HISTORY: N/A

FINAL DISPOSITION: USS LCT-1114 was sunk by demolition charges at Bikini shortly after Shot BAKER.

TARGET SHIP PARTICIPATION SUMMARY

UNMANNED

SHIP: USS LCT-1115

CREW SIZE: N/A

MISSION: USS LCT-1115 was a CROSSROADS target ship and arrived at Bikini prior to June 30, 1946 to participate in the operation. It was anchored in the lagoon and remained there as one of the 84 target ships for the nuclear test detonations that occurred on July 1 and July 25, 1946.

SHOT DATA:	<u>TEST</u>	<u>DATE (TIME)</u>	<u>YIELD</u>	<u>TYPE DETONATION</u>
	ABLE	1 July 46 (0900)	23 KT	Air Burst (+520 feet)
	BAKER	25 July 46 (0835)	23 KT	Shallow Underwater (-90 feet)

AVERAGE CREW MEMBER DOSE HISTORY: N/A

FINAL DISPOSITION: USS LCT-1115 was found to be structurally sound after Operation CROSSROADS. It was towed to Kwajalein and eventually sunk in deep water off Kwajalein in September 1947.

TARGET SHIP PARTICIPATION SUMMARY

UNMANNED

SHIP: USS LCT-1175

CREW SIZE: N/A

MISSION: USS LCT-1175 was a CROSSROADS target ship and arrived at Bikini prior to June 30, 1946 to participate in the operation. It was beached in the lagoon and remained there as one of the 84 target ships for the nuclear test detonations that occurred on July 1 and July 25, 1946.

SHOT DATA:	<u>TEST</u>	<u>DATE (TIME)</u>	<u>YIELD</u>	<u>TYPE DETONATION</u>
	ABLE	1 July 46 (0900)	23 KT	Air Burst (+520 feet)
	BAKER	25 July 46 (0835)	23 KT	Shallow Underwater (-90 feet)

AVERAGE CREW MEMBER DOSE HISTORY: N/A

FINAL DISPOSITION: USS LCT-1175 was sunk by demolition charges at Bikini shortly after Shot BAKER.

TARGET SHIP PARTICIPATION SUMMARY

UNMANNED

SHIP: USS LCT-1187

CREW SIZE: N/A

MISSION: USS LCT-1187 was a CROSSROADS target ship and arrived at Bikini prior to June 30, 1946 to participate in the operation. It was beached in the lagoon and remained there as one of the 84 target ships for the nuclear test detonations that occurred on July 1 and July 25, 1946.

SHOT DATA:	<u>TEST</u>	<u>DATE (TIME)</u>	<u>YIELD</u>	<u>TYPE DETONATION</u>
	ABLE	1 July 46 (0900)	23 KT	Air Burst (+520 feet)
	BAKER	25 July 46 (0835)	23 KT	Shallow Underwater (-90 feet)

AVERAGE CREW MEMBER DOSE HISTORY: N/A

FINAL DISPOSITION: USS LCT-1187 was sunk by demolition charges at Bikini shortly after Shot BAKER.

TARGET SHIP PARTICIPATION SUMMARY

UNMANNED

SHIP: USS LCT-1237

CREW SIZE: N/A

MISSION: USS LCT-1237 was a CROSSROADS target ship and arrived at Bikini prior to June 30, 1946 to participate in the operation. It was beached in the lagoon and remained there as one of the 84 target ships for the nuclear test detonations that occurred on July 1 and July 25, 1946.

SHOT DATA:	<u>TEST</u>	<u>DATE (TIME)</u>	<u>YIELD</u>	<u>TYPE DETONATION</u>
	ABLE	1 July 46 (0900)	23 KT	Air Burst (+520 feet)
	BAKER	25 July 46 (0835)	23 KT	Shallow Underwater (-90 feet)

AVERAGE CREW MEMBER DOSE HISTORY: N/A

FINAL DISPOSITION: USS LCT-1237 was sunk by demolition charges at Bikini shortly after Shot BAKER.

SECTION A-3
REMANED TARGET SHIP
PARTICIPATION SUMMARIES

TARGET SHIP PARTICIPATION SUMMARY

REMANDED AFTER SHOT BAKER

SHIP: USS BLADEN (APA-63)

CREW SIZE: 111

MISSION: USS BLADEN was a CROSSROADS target ship that was remanded and sailed away after the nuclear test detonations on July 1 and July 25, 1946. It had arrived at Bikini by May 31, 1946 and was anchored in the lagoon where it remained as one of the 84 target ships throughout the operation. It departed Bikini on August 20, 1946 enroute to Kwajalein. It eventually steamed to the East Coast where it was decommissioned at Norfolk, VA. on December 26, 1946.

SHOT DATA:	TEST	DATE (TIME)	YIELD	TYPE DETONATION
	ABLE	1 July 46 (0900)	23 KT	Air Burst (+520 feet)
	BAKER	25 July 46 (0835)	23 KT	Shallow Underwater (-90 feet)

AVERAGE CREW MEMBER DOSE HISTORY WHILE AT BIKINI

DATE (1946)	CREW LOCATION-Hours Aboard	RECONSTRUCTED FILM BADGE DOSE (REM)
	ABLE	
1 July	Evacuated aboard HENRICO (APA-45)-24 (Observed Shot ABLE from a distance of 12 miles)	0.000
2 July	Aboard HENRICO-13	0.001
	Aboard BLADEN-11	0.001
3 July-17 July	Aboard BLADEN-360	0.000
18 July-19 July	Evacuated aboard HENRICO-28	0.000
	Aboard BLADEN-20	0.000
20 July-23 July	Aboard BLADEN-96	0.000
	BAKER	
24 July-28 July	Evacuated aboard HENRICO-108 (Observed Shot BAKER from a distance of 3 miles)	0.000
29 July	Aboard HENRICO-14.5	0.000
	Aboard BLADEN-9.5	0.008
30 July-20 August	Aboard BLADEN-523	0.212

Total calculated dose received while at Bikini: 0.222 REM

This reconstruction includes time spent aboard the target ship (as indicated) after the detonations and prior to the time that the entire crew returned to live aboard the ship.

Date unit departed Bikini: August 20, 1946 (BAKER + 26)

Ship contamination factor when departing Bikini: 3

(this value is for use with the nomograph in Figure A-57)

PATH REPORT: This report contains the geographic locations that may be of radiological significance to vessels within Bikini lagoon. The time is in Day-Hours-Minutes and begins on July 1, 1946. All days are July (e.g., 1 August = 32 July, etc.) Place is the grid square within Bikini lagoon from Hydrographics Office, Misc. Chart Number 11354, portions of which are reproduced in Figures A-58, 59, 60, 61.

RADIOLOGICAL REPORT: This report is a day by day compilation of the reconstructed film badge dose for this unit from the various radiological sources it encountered while in Bikini lagoon. A daily total is included up to departure from Bikini lagoon. A detailed explanation of each source contribution is contained in the basic report, Section 2.

PATH REPORT FOR THE USS BLADEN

TIME	PLACE	REMARKS
010900	2298C	SHIP EVACUATED AT TIME OF SHOT ABLE
021245	2298C	COMMANDING OFFICER; TEAMS ABLE AND BAKER REBOARDED
021502	2298C	EX-O AND REMAINDER OF CREW REBOARDED
042400	2298C	ANCHORED AS BEFORE
250835	2298C	SHIP EVACUATED AT TIME OF SHOT BAKER
260001	2298C	SHIP EVACUATED AND ANCHORED AS BEFORE
282400	2298C	SHIP EVACUATED AND ANCHORED AS BEFORE
291430	2298C	COMMANDING OFFICER AND TEAM ABLE REBOARDED
291705	2298C	REMAINDER OF CREW ABOARD
300800	2298C	UNDERWAY TO NEW ANCHORAGE
300830	2298D	ANCHORED
300843	2298D	UNDERWAY TO BERTH #246
301000	2299Y	ANCHORED IN BERTH #246
322400	2299Y	ANCHORED AS BEFORE
331630	2299Y	UNDERWAY TO SHIFT BERTHS
331707	1895I	ANCHORED IN BERTH #331
342400	1895I	ANCHORED AS BEFORE
350845	1895I	UNDERWAY ON TEST CRUISE
350930	2591M	DEPARTED BIKINI LAGOON
360902	2591M	ENTERED BIKINI LAGOON
361052	1894A	ANCHORED - "E" 26.5 DEG "C" 52 DEG
511523	1894A	UNDERWAY TO KWAJALEIN
511554	2591M	DEPARTED BIKINI LAGOON ON 20 AUGUST 1946

USS BLADEN CALCULATED FILM BADGE DOSE (IN MREM)

DATE	TIME	LAGOON WATER	TARGET SHIPS	SHIP CONTAMINATION	DAILY* TOTAL
JUL 1	A+0	2	0		2
JUL 2	A+1	2	0		2
JUL 3	A+2	0	0		0
JUL 4	A+3	0	0		0
JUL 5 THRU 24		0	0		
JUL 25	B+0	113	0	2	115
JUL 26	B+1	22	0	5	27
JUL 27	B+2	18	0	7	25
JUL 28	B+3	24	0	10	34
JUL 29	B+4	11	0	9	20
JUL 30	B+5	6	0	8	14
JUL 31	B+6	9	0	8	17
AUG 1	B+7	11	0	8	19
AUG 2	B+8	9	0	8	17
AUG 3	B+9	0	0	7	7
AUG 4	B+10	0	0	6	6
AUG 5	B+11	0	0	5	5
AUG 6	B+12	0	0	5	5
AUG 7	B+13	6	0	5	11
AUG 8	B+14	10	0	4	14
AUG 9	B+15	9	0	4	13
AUG 10	B+16	8	0	4	12
AUG 11	B+17	7	0	4	11
AUG 12	B+18	6	0	3	9
AUG 13	B+19	6	0	3	9
AUG 14	B+20	5	0	3	8
AUG 15	B+21	5	0	3	8
AUG 16	B+22	4	0	3	7
AUG 17	B+23	4	0	2	6
AUG 18	B+24	3	0	2	5
AUG 19	B+25	3	0	2	5
AUG 20	B+26	2	0	2	4

*Applies only if the crew was onboard for a 24 hour period.

TARGET SHIP PARTICIPATION SUMMARY

REMANED AFTER SHOT BAKER

SHIP: USS CONYNGHAM (DD-371)

CREW SIZE: 109

MISSION: USS CONYNGHAM was a CROSSROADS target ship that was remaned and sailed away after the nuclear test detonations on July 1 and July 25, 1946. It had arrived at Bikini on May 30, 1946 and was anchored in the lagoon where it remained as one of the 84 target ships throughout the operation. It departed Bikini on August 22, 1946 enroute to Kwajalein, Pearl Harbor, and eventually San Francisco. It remained at San Francisco until July 1948, when it was scuttled at 31-33.5N, 118-27W.

SHOT DATA:	<u>TEST</u>	<u>DATE (TIME)</u>	<u>YIELD</u>	<u>TYPE DETONATION</u>
	ABLE	1 July 46 (0900)	23 KT	Air Burst (+520 feet)
	BAKER	25 July 46 (0835)	23 KT	Shallow Underwater (-90 feet)

**AVERAGE CREW MEMBER DOSE HISTORY
WHILE AT BIKINI**

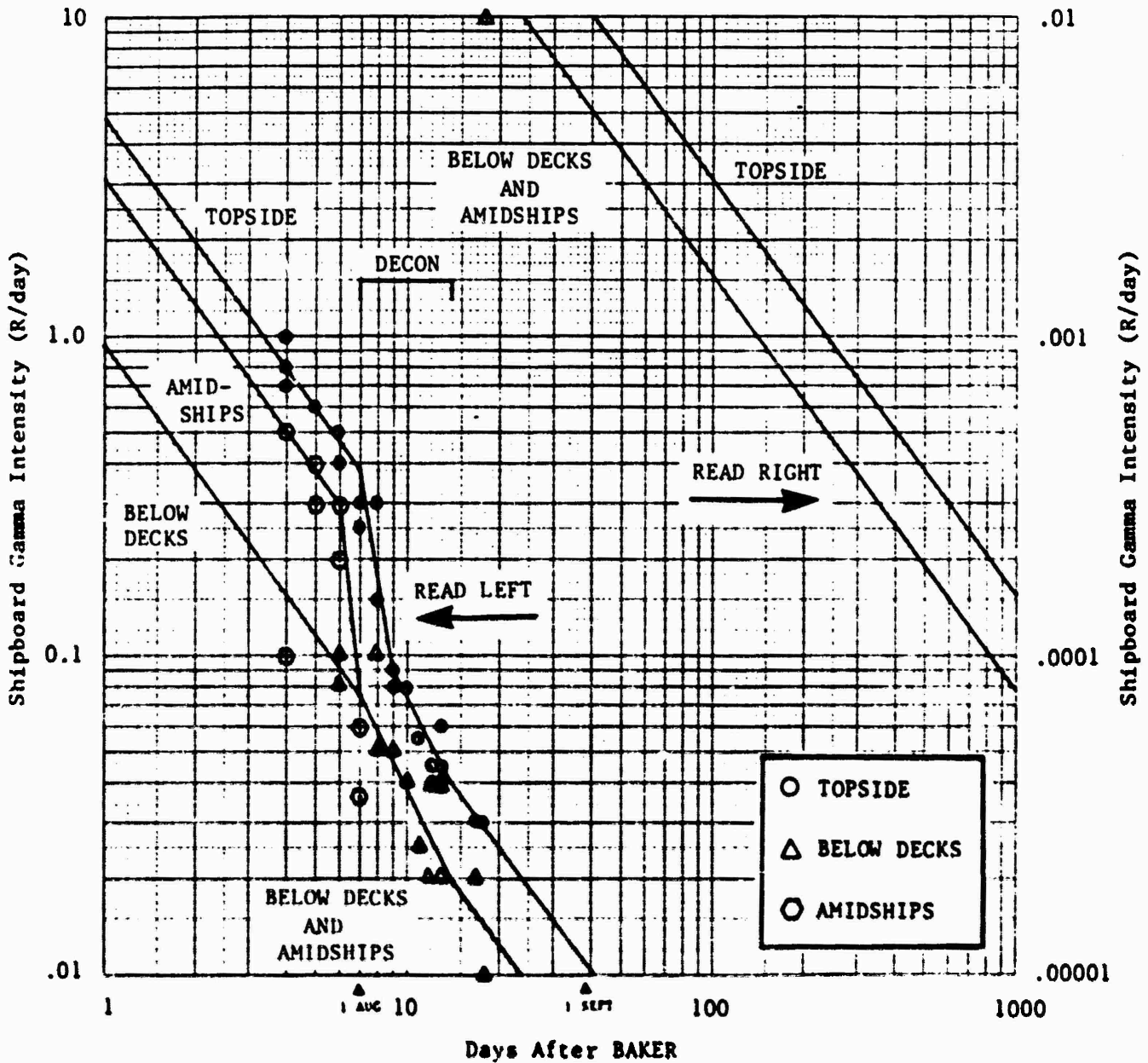
<u>DATE (1946)</u>	<u>CREW LOCATION-Hours Aboard</u>	<u>RECONSTRUCTED FILM BADGE DOSE (REM)</u>
	ABLE	
1 July	Evacuated aboard BOTTINEAU (APA-235)-24 (Observed Shot ABLE from a distance of 25 miles)	0.000
2 July	Aboard BOTTINEAU-13	0.001
	Aboard CONYNGHAM-11	0.000
3 July-17 July	Aboard CONYNGHAM-360	0.000
18 July-19 July	Evacuated aboard BOTTINEAU-30	0.000
	Aboard CONYNGHAM-18	0.000
20 July-23 July	Aboard CONYNGHAM-96	0.000
	BAKER	
24 July-31 July	Evacuated aboard BOTTINEAU-181 (Observed Shot BAKER from a distance of 16 miles)	0.032
1 August-7 August	Aboard BOTTINEAU-104	0.073
	Aboard CONYNGHAM-64	0.146
8 August-22 August	Aboard CONYNGHAM-300	0.216
	Aboard ROCKBRIDGE-60	0.027

Total calculated dose received while at Bikini: 0.495 REM

This reconstruction includes time spent aboard the target ship (as indicated) after the detonations and prior to the time that the entire crew returned to live aboard the ship.

Date unit departed Bikini: August 22, 1946 (BAKER + 28)

USS CONYNGHAM (DD-371)



SHIPBOARD GAMMA INTENSITY CURVES: The average gamma intensity curves for topside amidships, and below decks locations on target ships are discussed in detail in sections 2.4 and 4.0 of the basic report. The data points and average curve are presented as a function of time in days after Shot Baker. The curves are sometimes shown in a folded fashion and care should be exercised when reading the proper intensity scale. In some cases the available data does not discriminate between individual curves for each location.

Figure A-50. Shipboard Gamma Intensity vs. Time - USS CONYNGHAM (DD-371)

TARGET SHIP PARTICIPATION SUMMARY

REMANED AFTER SHOT BAKER

SHIP: USS CORTLAND (APA-75)

CREW SIZE: 89

MISSION: USS CORTLAND was a CROSSROADS target ship that was remanned and sailed away after the nuclear test detonations on July 1 and July 25, 1946. It had arrived at Bikini on May 30, 1946 and was anchored in the lagoon where it remained as one of the 84 target ships throughout the operation. It departed Bikini on August 19, 1946 enroute to Norfolk, VA via Kwajalein and Pearl Harbor. It was decommissioned at Norfolk on December 30, 1946.

SHOT DATA:	TEST	DATE (TIME)	YIELD	TYPE DETONATION
	ABLE	1 July 46 (0900)	23 KT	Air Burst (+520 feet)
	BAKER	25 July 46 (0835)	23 KT	Shallow Underwater (-90 feet)

AVERAGE CREW MEMBER DOSE HISTORY WHILE AT BIKINI

DATE (1946)	CREW LOCATION-Hours Aboard	RECONSTRUCTED FILM BADGE DOSE (REM)
ABLE		
1 July	Evacuated aboard ARTEMIS (AKA-21)-24 (Observed Shot Able from a distance of 15 miles)	0.000
2 July	Aboard ARTEMIS-15 Aboard CORTLAND-9	0.001 0.000
3 July-17 July	Aboard CORTLAND-360	0.000
18 July-19 July	Aboard ARTEMIS-30 Aboard CORTLAND-18	0.000 0.000
20 July-23 July	Aboard CORTLAND-96	0.000
BAKER		
24 July-29 July	Evacuated aboard ARTEMIS-134 (Observed Shot BAKER from a distance of 8 miles)	0.000
30 July	Aboard ARTEMIS-8 Aboard CORTLAND-16	0.003 0.016
31 July-19 August	Aboard CORTLAND-480	0.208

Total calculated dose received while at Bikini: 0.228 REM

This reconstruction includes time spent aboard the target ship (as indicated) after the detonations and prior to the time that the entire crew returned to live aboard the ship.

Date unit departed Bikini: August 19, 1946 (BAKER - 25)

Ship contamination factor when departing Bikini: 3

(this value is for use with the nomograph in Figure A-57)

PATH REPORT: This report contains the geographic locations that may be of radiological significance to vessels within Bikini lagoon. The time is in Day-Hours-Minutes and begins on July 1, 1946. All days are July (e.g., 1 August = 32 July, etc.) Place is the grid square within Bikini lagoon from Hydrographics Office, Misc. Chart Number 11854, portions of which are reproduced in Figures A-58, 59, 60, 61.

RADIOLOGICAL REPORT: This report is a day-by-day compilation of the reconstructed film badge dose for this unit from the various radiological sources it encountered while in Bikini lagoon. A daily total is included up to departure from Bikini lagoon. A detailed explanation of each source contribution is contained in the basic report, Section 2.

PATH REPORT FOR THE USS CORTLAND

TIME	PLACE	REMARKS
010900	1800W	ANCHORED BERTH #216 AND CREW EVACUATED AT TIME OF SHOT ABLE
021440	1800W	INITIAL BOARDING TEAM RETURNED TO SHIP
021831	1800W	REMAINDER OF CREW REBOARDED
042400	1800W	ANCHORED AS BEFORE
250835	1800W	ANCHORED BERTH #216 AND CREW EVACUATED AT TIME OF SHOT BAIER
260001	1800W	ANCHORED AND EVACUATED AS BEFORE
292400	1800W	ANCHORED AND EVACUATED AS BEFORE
300815	1800W	COMMANDING OFFICER AND INITIAL BOARDING PARTY ABOARD
300848	1800W	REMAINDER OF CREW ON BOARD
301844	1800W	UNDERWAY TO SHIFT BERTHS
331740	1794C	ANCHORED IN BERTH #349
350656	1794C	UNDERWAY
350934	2591M	DEPARTED BIKINI LAGOON
360936	2591M	RE-ENTERED BIKINI LAGOON
361025	1795H	ANCHORED IN BERTH #329
501620	1795H	UNDERWAY TO IWAJALEIN
501707	2591M	DEPARTED BIKINI LAGOON ON 19 AUGUST 1946

USS CORTLAND CALCULATED FILM BADGE DOSE (IN MREM)

DATE	TIME	LAGOON WATER	TARGET SHIPS	SHIP CONTAMINATION	DAILY* TOTAL
JUL 1	A+0	1	0		1
JUL 2	A+1	1	0		1
JUL 3	A+2	0	0		0
JUL 4	A+3	0	0		0
JUL 5 THRU 24		0	0		
JUL 25	B+0	189	0	3	192
JUL 26	B+1	147	0	28	175
JUL 27	B+2	54	0	22	76
JUL 28	B+3	26	0	17	43
JUL 29	B+4	18	0	14	32
JUL 30	B+5	12	0	12	24
JUL 31	B+6	12	0	11	23
AUG 1	B+7	14	0	9	23
AUG 2	B+8	10	0	9	19
AUG 3	B+9	0	0	7	7
AUG 4	B+10	0	0	7	7
AUG 5	B+11	0	0	6	6
AUG 6	B+12	0	0	5	5
AUG 7	B+13	6	0	5	11
AUG 8	B+14	10	0	5	15
AUG 9	B+15	9	0	4	13
AUG 10	B+16	8	0	4	12
AUG 11	B+17	7	0	4	11
AUG 12	B+18	6	0	3	9
AUG 13	B+19	6	0	3	9
AUG 14	B+20	5	0	3	8
AUG 15	B+21	5	0	3	8
AUG 16	B+22	4	0	3	7
AUG 17	B+23	4	0	2	6
AUG 18	B+24	3	0	2	5
AUG 19	B+25	2	0	2	4

*Applies only if the crew was onboard for a 24 hour period.

TARGET SHIP PARTICIPATION SUMMARY

REMANED AFTER SHOT BAKER

SHIP: USS DENTUDA (SS-335)

CREW SIZE: 58

MISSION: USS DENTUDA was a CROSSROADS target ship that was remanned and sailed away after the nuclear test detonations on July 1 and July 25, 1946. It had arrived at Bikini on May 31, 1946 and was anchored in the lagoon where it remained as one of the 84 target ships throughout the operation. It departed Bikini on August 22, 1946 enroute to San Francisco via Kwajalein and Pearl Harbor. It was retained at San Francisco for radiological tests until it was decommissioned on December 11, 1946.

SHOT DATA:	<u>TEST</u>	<u>DATE (TIME)</u>	<u>YIELD</u>	<u>TYPE DETONATION</u>
	ABLE	1 July 46 (0900)	23 KT	Air Burst (+520 feet)
	BAKER	25 July 46 (0835)	23 KT	Shallow Underwater (-90 feet)

AVERAGE CREW MEMBER DOSE HISTORY WHILE AT BIKINI

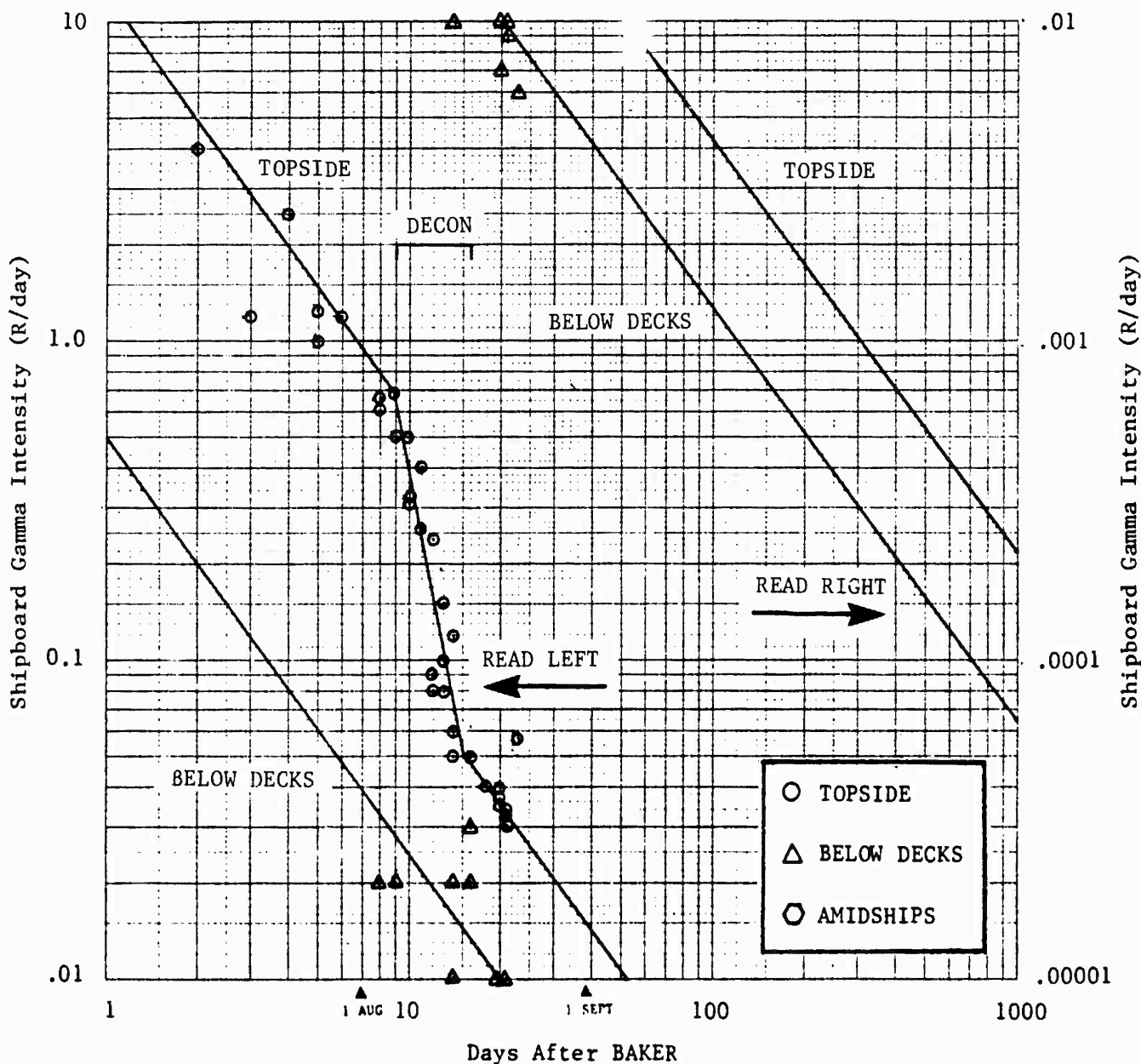
<u>DATE (1946)</u>	<u>CREW LOCATION-Hours Aboard</u>	<u>RECONSTRUCTED FILM BADGE DOSE (REM)</u>
	ABLE	
1 July	Evacuated aboard BOTTINEAU (APA-235)-24 (Observed Shot ABLE from a distance of 25 miles)	0.000
2 July	Aboard BOTTINEAU-7.5	0.000
	Aboard DENTUDA-16.5	0.004
3 July-22 July	Aboard DENTUDA-480	0.001
	BAKER	
23 July-30 July	Evacuated aboard BOTTINEAU-184 (Observed Shot BAKER from a distance of 16 miles)	0.012
31 July-9 August	Aboard BOTTINEAU-184.5	0.128
	Aboard FILLMORE (APA-83)-8	0.001
	Aboard DENTUDA-47.5	0.355
10 August-13 August	Aboard FILLMORE-59	0.008
	Aboard FULTON(AS-11)-8	0.004
	Aboard DENTUDA-29	0.035
14 August-22 August	Duty section aboard DENTUDA-120	0.097
	Remainder of crew aboard FULTON-96	0.048

Total calculated dose received while at Bikini: 0.693 REM

This reconstruction includes time spent aboard the target ship (as indicated) after the detonations and prior to the time that the entire crew returned to live aboard the ship.

Date unit departed Bikini: August 22, 1946 (BAKER+28)

USS DENTUDA (SS-335)



TARGET SHIP PARTICIPATION SUMMARY

REMANED AFTER SHOT BAKER

SHIP: USS FILLMORE (APA-83)

CREW SIZE: 109

MISSION: USS FILLMORE was a CROSSROADS target ship that was remanned and sailed away after the nuclear test detonations on July 1 and July 25, 1946. It had arrived at Bikini prior to June 30, 1946 and was anchored in the lagoon where it remained as one of the 84 target ships throughout the operation. It departed Bikini on August 22, 1946 enroute to Norfolk, VA via Kwajalein and Pearl Harbor. It was decommissioned at Norfolk on January 24, 1947.

SHOT DATA:	TEST	DATE (TIME)	YIELD	TYPE DETONATION
	ABLE	1 July 46 (0900)	23 KT	Air Burst (+520 feet)
	BAKER	25 July 46 (0835)	23 KT	Shallow Underwater (-90 feet)

**AVERAGE CREW MEMBER DOSE HISTORY
WHILE AT BIKINI**

<u>DATE (1946)</u>	<u>CREW LOCATION-Hours Aboard</u>	<u>RECONSTRUCTED FILM BADGE DOSE (REM)</u>
	ABLE	
1 July	Evacuated aboard BAYFIELD (APA-33)-24 (Observed Shot ABLE from a distance of 22 miles)	0.000
2 July	Aboard BAYFIELD-13 Aboard FILLMORE-11	0.001 0.007
3 July-17 July	Aboard FILLMORE-360	0.000
18 July-19 July	Evacuated aboard BAYFIELD-30.5 Aboard FILLMORE-17.5	0.000 0.000
20 July-23 July	Aboard FILLMORE-96	0.000
	BAKER	
24 July-28 July	Evacuated aboard BAYFIELD-111 (Observed Shot BAKER from a distance of 15 miles)	0.000
29 July	Aboard BAYFIELD-8.5 Aboard FILLMORE-15.5	0.000 0.021
30 July-22 August	Aboard FILLMORE-576	0.185

Total calculated dose received while at Bikini: 0.209 REM

This reconstruction includes time spent aboard the target ship (as indicated) after the detonations and prior to the time that the entire crew returned to live aboard the ship.

Date unit departed Bikini August 22, 1946 (BAKER + 28)
Ship contamination factor when departing Bikini: 3
(this value is for use with the nomograph in Figure A-57)

PATH REPORT: This report contains the geographic locations that may be of radiological significance to vessels within Bikini lagoon. The time is in Day-Hours-Minutes and begins on July 1, 1946. All days are July (e.g., 1 August = 32 July, etc.) Place is the grid square within Bikini lagoon from Hydrographics Office, Misc. Chart Number 11854, portions of which are reproduced in Figures A-58, 59, 60, 61.

RADIOLOGICAL REPORT: This report is a day-by-day compilation of the reconstructed film badge dose for this unit from the various radiological sources it encountered while in Bikini lagoon. A daily total is included up to departure from Bikini lagoon. A detailed explanation of each source contribution is contained in the basic report, Section 2.

PATH REPORT FOR THE USS FILLMORE

TIME	PLACE	REMARKS
010900	22990	ANCHORED BERTH #245 IN BIKINI LAGOON
010901	22990	POSITIONED IN TARGET SHIP ARRAY
040900	22990	ANCHORED AS BEFORE
250835	22990	ANCHORED IN BERTH #245 TARGET SHIP ARRAY
260001	22990	ANCHORED AS BEFORE
331747	22990	UNDERWAY FROM TARGET SHIP ARRAY
331828	1894G	ANCHORED IN BERTH #376
350850	1894G	UNDERWAY FOR OPEN SEA
350925	2396G	BUOY #5 TO STARBOARD
350937	2493L	BUOY #3 TO STARBOARD
350947	2591U	BUOY #1 TO STARBOARD
360927	2591U	REENTERING BIKINI LAGOON 5 AUGUST 1946
361025	1894G	ANCHORED BERTH 376
361550	1894G	RADIOLOGICAL MONITORS EXAMINED SHIP AND DECLARED SHIP TO BE RADIOLOGICALLY SAFE
470800	1894G	RADIOLOGICAL SAFETY PARTY EMBARKED AND EXAMINED CREW
530817	1894G	UNDERWAY FOR KWAJALEIN
530921	2591M	DEPARTED BIKINI LAGOON ON 22 AUGUST 1946

USS FILLMORE CALCULATED FILM BADGE DOSE (IN MREM)

DATE	TIME	LAGDON WATER	TARGET SHIPS	SHIP CONTAMINATION	DAILY* TOTAL
JUL 1	A+0	4	0		4
JUL 2	A+1	4	0		4
JUL 3	A+2	0	0		0
JUL 4	A+3	0	0		0
JUL 5 THRU 24		0	0		
JUL 25	B+0	151	0	3	154
JUL 26	B+1	64	0	13	77
JUL 27	B+2	35	0	14	49
JUL 28	B+3	32	0	15	47
JUL 29	B+4	19	0	13	32
JUL 30	B+5	8	0	11	19
JUL 31	B+6	9	0	10	19
AUG 1	B+7	11	0	9	20
AUG 2	B+8	10	0	8	18
AUG 3	B+9	0	0	7	7
AUG 4	B+10	0	0	6	6
AUG 5	B+11	0	0	6	6
AUG 6	B+12	0	0	5	5
AUG 7	B+13	3	0	5	8
AUG 8	B+14	7	0	4	11
AUG 9	B+15	0	0	4	4
AUG 10	B+16	0	0	4	4
AUG 11	B+17	0	0	3	3
AUG 12	B+18	0	0	3	3
AUG 13	B+19	0	0	3	3
AUG 14	B+20	3	0	3	6
AUG 15	B+21	5	0	3	8
AUG 16	B+22	4	0	3	7
AUG 17	B+23	4	0	2	6
AUG 18	B+24	3	0	2	5
AUG 19	B+25	3	0	2	5
AUG 20	B+26	3	0	2	5
AUG 21	B+27	3	0	2	5
AUG 22	B+28	0	0	2	2

*Applies only if the crew was onboard for a 24 hour period.

TARGET SHIP PARTICIPATION SUMMARY

REMANED AFTER SHOT BAKER

SHIP: USS GENEVA (APA-86)

CREW SIZE: 115

MISSION: USS GENEVA was a CROSSROADS target ship that was remanned and sailed away after the nuclear test detonations on July 1 and July 25, 1946. It had arrived at Bikini in May 1946 and was anchored in the lagoon where it remained as one of the 84 target ships throughout the operation. It departed Bikini on August 24, 1946 enroute to Norfolk, VA via Kwajalein, San Francisco, San Diego, and the Panama Canal. It was decommissioned at Norfolk on January 1, 1947.

SHOT DATA:	<u>TEST</u>	<u>DATE (TIME)</u>	<u>YIELD</u>	<u>TYPE DETONATION</u>
	ABLE	1 July 46 (0900)	23 KT	Air Burst (+520 feet)
	BAKER	25 July 46 (0835)	23 KT	Shallow Underwater (-90 feet)

AVERAGE CREW MEMBER DOSE HISTORY WHILE AT BIKINI

<u>DATE (1946)</u>	<u>CREW LOCATION-Hours Aboard</u>	<u>RECONSTRUCTED FILM BADGE DOSE (REM)</u>
	ABLE	
1 July	Evacuated aboard APPLING (APA-58)-24 (Observed Shot ABLE from a distance of 12 miles)	0.000
2 July	Aboard APPLING-12	0.001
	Aboard GENEVA-12	0.000
3 July-17 July	Aboard GENEVA-360	0.000
18 July-19 July	Evacuated aboard APPLING-29.5	0.000
	Aboard GENEVA-18.5	0.000
20 July-23 July	Aboard GENEVA-96	0.000
	BAKER	
24 July-28 July	Evacuated aboard APPLING-111 (Observed Shot BAKER from a distance of 8 miles)	0.000
29 July	Aboard APPLING-13	0.000
	Aboard GENEVA-11	0.009
30 July-24 August	Aboard GENEVA-624	0.220

Total calculated dose received while at Bikini: 0.230 REM

This reconstruction includes time spent aboard the target ship (as indicated) after the detonations and prior to the time that the entire crew returned to live aboard the ship.

Date unit departed Bikini: August 24, 1946 (BAKER + 30)

Ship contamination factor when departing Bikini: 3

(this value is for use with the nomograph in Figure A-57)

PATH REPORT: This report contains the geographic locations that may be of radiological significance to vessels within Bikini lagoon. The time is in Day-Hours-Minutes and begins on July 1, 1946. All days are July (e.g., 1 August = 32 July, etc.) Place is the grid square within Bikini lagoon from Hydrographics Office, Misc. Chart Number 11854, portions of which are reproduced in Figures A-58, 59, 60, 61.

RADIOLOGICAL REPORT: This report is a day-by-day compilation of the reconstructed film badge dose for this unit from the various radiological sources it encountered while in Bikini lagoon. A daily total is included up to departure from Bikini lagoon. A detailed explanation of each source contribution is contained in the basic report, Section 2.

PATH REPORT FOR THE USS GENEVA

TIME	PLACE	REMARKS
010300	2298M	SHIP EVACUATED AND CREW ABOARD USS APPLING AT TIME OF SHOT ABLE
021158	2298M	COMMANDING OFFICER AND RAD SAFE MONITOR REBOARDED SHIP
021206	2298M	TEAM ABLE CAME ABOARD
021320	2298M	TEAM BAKER CAME ABOARD
042359	2298M	ANCHORED AS BEFORE
250035	2298M	SHIP EVACUATED AND CREW ABOARD USS APPLING AT TIME OF SHOT BAKER
252400	2298M	ASSIGNED DOSE OF 750 MR FOR BAKER DAY
291335	2298M	COMMANDING OFFICER AND RAD SAFE MONITOR REBOARDED SHIP
291350	2298M	TEAM ABLE CAME ABOARD
291410	2298M	TEAM BAKER CAME ABOARD
291430	2298M	SHIP DECLARED "GEIGER SWEET"
291500	2298M	TEAM CHARLIE CAME ABOARD
311714	2298M	UNDERWAY TO SHIFT BERTHS
301808	1375A	ANCHORED IN BERTH 351
304854	1375A	UNDERWAY FOR 24 HOUR RUN OUTSIDE LAGOON
304948	2591M	DEPARTED BIRINI LAGOON
305117	2591M	RE-ENTERED BIRINI LAGOON
310416	1375A	ANCHORED IN BERTH #751
351647	2400Z	UNDERWAY FROM BERTH #110 FOR FWAJALEIN
351730	2591M	SHIP DEPARTED BIRINI LAGOON ON 24 AUGUST 1946 - ENROUT FWAJALEIN (TIME ESTIMATED BASED ON SHIP SPEED OF 15 KTS)

USS GENEVA CALCULATED FILM BADGE DOSE (IN MREM)

DATE	TIME	LAGOON WATER	TARGET SHIPS	SHIP CONTAMINATION	DAILY* TOTAL
JUL 1	A+0	0	0		0
JUL 2	A+1	0	0		0
JUL 3	A+2	0	0		0
JUL 4	A+3	0	0		0
JUL 5 THRU 24		0	0		
JUL 25	B+0	75	0	1	76
JUL 26	B+1	22	0	5	27
JUL 27	B+2	18	0	7	25
JUL 28	B+3	24	0	10	34
JUL 29	B+4	11	0	9	20
JUL 30	B+5	5	0	8	13
JUL 31	B+6	7	0	8	15
AUG 1	B+7	10	0	8	18
AUG 2	B+8	9	0	8	17
AUG 3	B+9	0	0	6	6
AUG 4	B+10	0	0	6	6
AUG 5	B+11	0	0	5	5
AUG 6	B+12	0	0	4	4
AUG 7	B+13	4	0	4	8
AUG 8	B+14	10	0	4	14
AUG 9	B+15	9	0	4	13
AUG 10	B+16	8	0	4	12
AUG 11	B+17	7	0	4	11
AUG 12	B+18	6	0	3	9
AUG 13	B+19	6	0	3	9
AUG 14	B+20	5	0	3	8
AUG 15	B+21	5	0	3	8
AUG 16	B+22	4	0	3	7
AUG 17	B+23	4	0	2	6
AUG 18	B+24	3	0	2	5
AUG 19	B+25	3	0	2	5
AUG 20	B+26	3	0	2	5
AUG 21	B+27	3	0	2	5
AUG 22	B+28	2	0	2	4
AUG 23	B+29	2	0	2	4
AUG 24	B+30	1	0	2	3

*Applies only if the crew was onboard for a 24 hour period.

TARGET SHIP PARTICIPATION SUMMARY

REMANNED AFTER SHOT BAKER

SHIP: USS LCI-329

CREW SIZE: 16

MISSION: USS LCI-329 was a CROSSROADS target ship and arrived at Bikini prior to June 30, 1946 to prepare for the operation. It was anchored in the lagoon and remained there as one of the 84 target ships for the nuclear test detonations that occurred on July 1 and July 25, 1946. After Shot BAKER, the LCI-329 was remanned and steamed to Kwajalein where it was placed in caretaker status on February 22, 1947. It was finally sunk in deep water off Kwajalein on March 16, 1948.

SHOT DATA:	<u>TEST</u>	<u>DATE (TIME)</u>	<u>YIELD</u>	<u>TYPE DETONATION</u>
	ABLE	1 July 46 (0900)	23 KT	Air Burst (+520 feet)
	BAKER	25 July 46 (0835)	23 KT	Shallow Underwater (-90 feet)

AVERAGE CREW MEMBER DOSE HISTORY

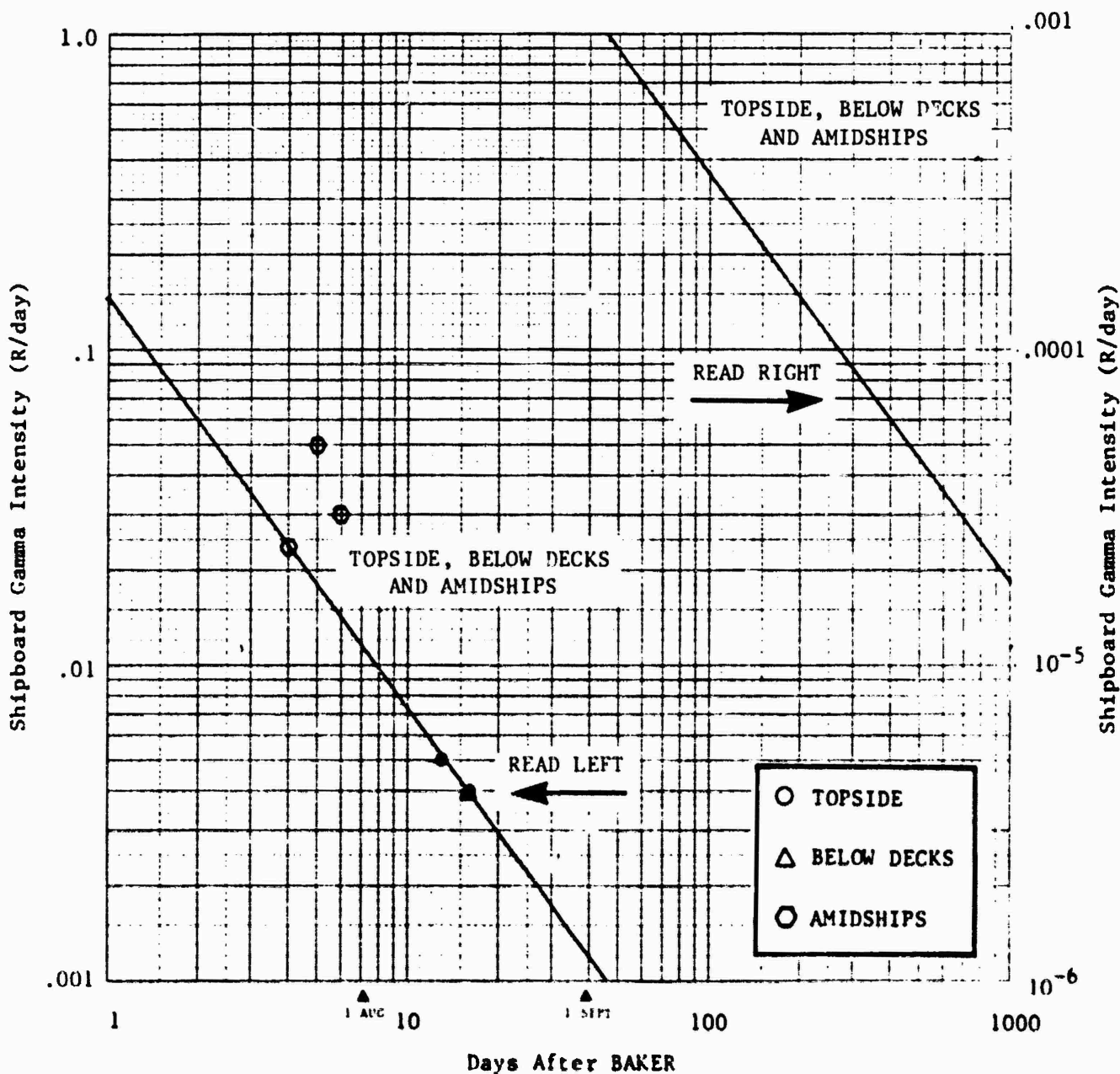
<u>DATE (1946)</u>	<u>CREW LOCATION - Hours Aboard</u>	<u>RECONSTRUCTED FILM BADGE DOSE (REM)</u>
	ABLE	
30 June - 1 July	Evacuated aboard BAYFIELD (APA-33)-48 (Observed Shot ABLE from a distance of 22 miles)	0.000
2 July	Aboard BAYFIELD-18	0.001
	Aboard LCI-329-6	0.001
3 July-17 July	Aboard LCI-329-360	0.000
18 July-19 July	Evacuated aboard BAYFIELD-29	0.000
	Aboard LCI-329-19	0.000
20 July-23 July	Aboard LCI-329-96	0.000
	BAKER	
24 July-31 July	Evacuated aboard BAYFIELD-178 (Observed Shot BAKER from a distance of 15 miles)	0.024
1 August-9 August	Aboard BAYFIELD-16	0.012
	Aboard ROCKBRIDGE (APA-228)-200	0.138
10 August	Aboard ROCKBRIDGE-11.5	0.007
	Aboard LCI-329-12.5	0.002
11 August-24 August	Aboard LCI-329-336	0.023

Total calculated dose while at Bikini: 0.208 REM

This reconstruction includes time spent aboard the target ship (as indicated) after the detonations and prior to the time that the entire crew returned to live aboard the ship.

Date unit departed Bikini: August 24, 1946 (BAKER + 30)

USS LCI(L)329



SHIPBOARD GAMMA INTENSITY CURVES: The average gamma intensity curves for topside amidships, and below decks locations on target ships are discussed in detail in sections 2.4 and 4.0 of the basic report. The data points and average curve are presented as a function of time in days after Shot Baker. The curves are sometimes shown in a folded fashion and care should be exercised when reading the proper intensity scale. In some cases the available data does not discriminate between individual curves for each location.

Figure A-52. Shipboard Gamma Intensity vs. Time - USS LCI(L)329

TARGET SHIP PARTICIPATION SUMMARY

REMANED AFTER SHOT BAKER

SHIP: USS LCI(L)549

CREW SIZE: 22

MISSION: USS LCI(L)549 was a CROSSROADS target ship that was remanned and sailed away after the nuclear test detonations on July 1 and July 25, 1946. It had arrived at Bikini prior to June 30, 1946 and was anchored in the lagoon where it remained as one of the 84 target ships throughout the operation. It departed Bikini on August 24, 1946 enroute to Kwajalein where it was retained as a patrol vessel until June 1948. It was then sailed to San Francisco where it was stripped and disposed as hulk about January 1949.

SHOT DATA:	<u>TEST</u>	<u>DATE (TIME)</u>	<u>YIELD</u>	<u>TYPE DETONATION</u>
	ABLE	1 July 46 (0900)	23 KT	Air Burst (+520 ft)
	BAKER	25 July 46 (0835)	23 KT	Shallow Underwater (-90 ft)

AVERAGE CREW MEMBER DOSE HISTORY WHILE AT BIKINI

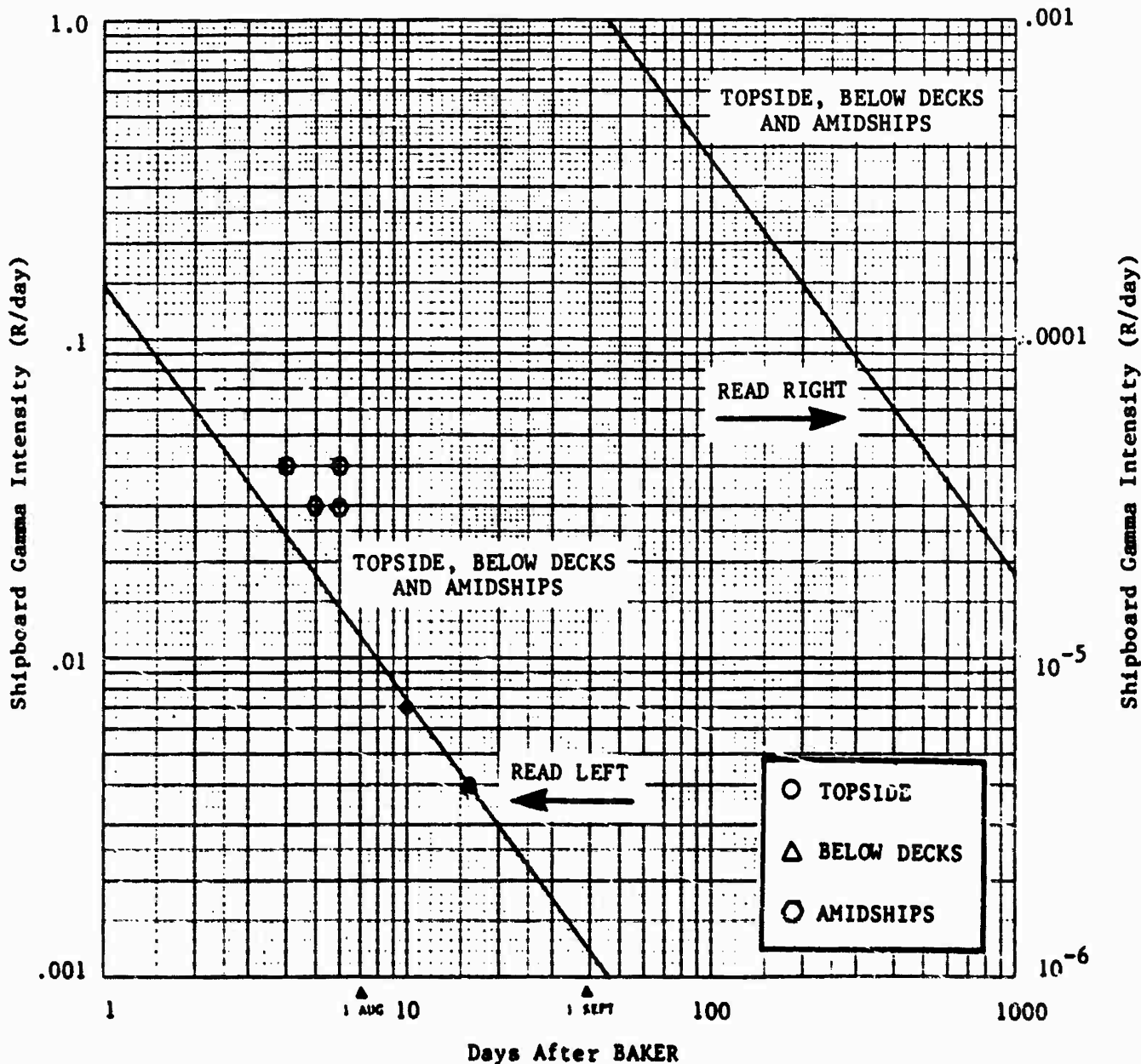
<u>DATE (1946)</u>	<u>CREW LOCATION-Hours Aboard</u>	<u>RECONSTRUCTED FILM BADGE DOSE (REM)</u>
	ABLE	
1 July	Evacuated aboard BAYFIELD (APA-33)-24 (Observed Shot ABLE from a distance of 22 miles)	0.000
2 July	Aboard BAYFIELD-16.5	0.001
	Aboard LCI(L) 549-7.5	0.000
3 July-17 July	Aboard LCI(L) 549-360	0.000
18 July-19 July	Evacuated aboard BAYFIELD-31	0.000
	Aboard LCI(L)549-17	0.000
20 July-23 July	Aboard LCI(L)549-96	0.000
	BAKER	
24 July-31 July	Evacuated aboard BAYFIELD-183 (Observed Shot BAKER from a distance of 15 miles)	0.024
1 August-9 August	Aboard BAYFIELD-16.5	0.012
	Aboard ROCKBRIDGE (APA-228)-199.5	0.137
10 August	Aboard ROCKBRIDGE-10	0.006
	Aboard LCI(L)549-14	0.002
11 August-24 August	Aboard LCI(L)549-336	0.023

Total calculated dose received while at Bikini: 0.205 REM

This reconstruction includes time spent aboard the target ship (as indicated) after the detonations and prior to the time that the entire crew returned to live aboard the ship.

Date unit departed Bikini: August 24, 1946 (BAKER + 30)

USS LCI(L) 549



SHIPBOARD GAMMA INTENSITY CURVES: The average gamma intensity curves for topside amidships, and below decks locations on target ships are discussed in detail in sections 2.4 and 4.0 of the basic report. The data points and average curve are presented as a function of time in days after Shot Baker. The curves are sometimes shown in a folded fashion and care should be exercised when reading the proper intensity scale. In some cases the available data does not discriminate between individual curves for each location.

Figure A-53. Shipboard Gamma Intensity vs. Time - USS LCI(L) 549

TARGET SHIP PARTICIPATION SUMMARY

REMANED AFTER SHOT BAKER

SHIP: USS LCIL615

CREW SIZE: 16

MISSION: USS LCIL615 was a CROSSROADS target ship that was remanned and sailed away after the nuclear test detonations on July 1 and July 25, 1946. It had arrived at Bikini prior to June 30, 1946 and was beached on Bikini Island where it remained as one of the 84 target ships throughout the operation. It departed Bikini on September 4, 1946 enroute to Kwajalein where it was retained as patrol vessel. It participated in a resurvey of Bikini in July 1947 and was sailed to San Francisco for disposal about June 1948.

SHOT DATA:	TEST	DATE (TIME)	YIELD	TYPE DETONATION
	ABLE	1 July 46 (0900)	23 KT	Air Burst (+520 feet)
	BAKER	25 July 46 (0835)	23 KT	Shallow Underwater (-90 feet)

AVERAGE CREW MEMBER DOSE HISTORY WHILE AT BIKINI

DATE (1946)	CREW LOCATION-Hours Aboard	RECONSTRUCTED FILM BADGE DOSE (REM)
ABLE		
1 July-2 July	Evacuated aboard BAYFIELD (APA-33)-48 (Observed Shot ABLE from a distance of 22 miles)	0.001
3 July	Aboard BAYFIELD-23	0.000
	Aboard LCIL615-1	0.000
4 July-24 July	Aboard BAYFIELD-504	0.000
BAKER		
25 July-31 July	Evacuated aboard BAYFIELD-168 (Observed Shot BAKER from a distance of 13 miles)	0.024
1 August	Aboard BAYFIELD-11	0.008
	Aboard LCIL615-13	0.016
2 August-4 September	Aboard LCIL615-816	0.595

Total calculated dose received while at Bikini: 0.644 REM

This reconstruction includes time spent aboard the target ship (as indicated) after the detonations and prior to the time that the entire crew returned to live aboard the ship.

Date unit departed Bikini: September 4, 1946 (BAKER - 41)

Ship contamination factor when departing Bikini: 5
(this value is for use with the nomograph in Figure A-57)

PATH REPORT: This report contains the geographic locations that may be of radiological significance to vessels within Bikini lagoon. The time is in Day-Hours-Minutes and begins on July 1, 1946. All days are July (e.g., 1 August = 32 July, etc.) Place is the grid square within Bikini lagoon from Hydrographics Office, Misc. Chart Number 11834, portions of which are reproduced in Figures A-58, 59, 60, 61.

RADIOLOGICAL REPORT: This report is a day-by-day compilation of the reconstructed film badge dose for this unit from the various radiological sources it encountered while in Bikini lagoon. A daily total is included up to departure from Bikini lagoon. A detailed explanation of each source contribution is contained in the basic report, Section 2.

PATH REPORT FOR THE USS LCI-615

TIME	PLACE	REMARKS
010900	2605M	BEACHED IN SLOT #14 AND CREW ABOARD USS BAYFIELD AT TIME OF SHOT ABLE
022400	2605M	BEACHED AND EVACUATED AS BEFORE
031516	2605M	COMMANDING OFFICER AND EXECUTIVE OFFICER AND 6 MEN REBOARDED
031600	2605M	COMMANDING OFFICER; EXECUTIVE OFFICER; AND 6 MEN EVACUATED SHIP TO USS BAYFIELD
042400	2605M	BEACHED AS BEFORE; CREW ABOARD USS BAYFIELD
250835	2605M	BEACHED IN SLOT #14 AND CREW ABOARD USS BAYFIELD AT TIME OF SHOT BAKER
260001	2605M	BEACHED AND EVACUATED AS BEFORE
312400	2605M	BEACHED AND EVACUATED AS BEFORE
321100	2605M	COMMANDING OFFICER; EXECUTIVE OFFICER; AND 4 MEN REBOARDED SHIP (SHIP WAS ABOUT 200 FEET OFFSHORE)
321257	2605M	UNDERWAY TO SHIFT BERTHS
321320	2505X	ANCHORED IN BERTH #44
321400	2505X	COMMANDING OFFICER; EXECUTIVE OFFICER; AND 2 MEN LEAVE SHIP TO GET REMAINING CREW
321705	2505X	REMAINDER OF CREW CAME ABOARD
340937	2505X	UNDERWAY TO GO ALONGSIDE USS PHAON (ARB-3)
341055	2692D	MOORED ALONGSIDE USS PHAON
352400	2692D	MOORED AS BEFORE
361340	2692D	UNDERWAY FROM ALONGSIDE USS PHAON
361547	2698J	IN DRY DOCK (ARD-29) (BERTH #270-A)
391530	2698J	UNDERWAY FROM DRYDOCK
391605	2692D	MOORED ALONGSIDE USS PHAON (OR ARB-29)
401029	2692D	UNDERWAY TO USS WILDCAT AND USS ENOREE
401545	2697W	UNDERWAY FROM ALONGSIDE USS ENOREE
401610	2505X	ANCHORED IN BERTH #44
470910	2003U	ALONGSIDE MUGFORD2
471228	2003U	LEAVING MUGFORD2
471355	2002D	ALONGSIDE STACK2
471645	2002D	LEAVING STACK2
480851	2202H	ALONGSIDE NEVADA2
481527	2202H	LEAVING NEVADA2
500940	2200U	ALONGSIDE PENNSYLVANIA
501458	2200U	LEAVING PENNSYLVANIA
520840	2201Y	ALONGSIDE NEW YORK2
521110	2201Y	LEAVING NEW YORK2
540940	2201N	ALONGSIDE HUGHES
541130	2201N	LEAVING HUGHES
550652	2101I	ALONGSIDE FALLON
551200	2101I	LEAVING FALLON
560842	2102X	ALONGSIDE MAYRANT2
561504	2102X	LEAVING MAYRANT2
570842	2301G	ALONGSIDE MUSTIN2
571309	2301G	LEAVING MUSTIN2
601735	2504V	ALONGSIDE LCT-1113
602002	2504V	LEAVING LCT-1113
631620	2201D	ALONGSIDE LCT-818
631707	2201D	LEAVING LCT-818
661400	2003J	UNDERWAY ENROUTE TO IWAJALEIN (FROM BERTH #88)
661440	2591M	DEPARTED BIINI LAGOON ON 4 SEPTEMBER 1946

USS LCI-615 CALCULATED FILM BADGE DOSE (IN MREM)

DATE	TIME	LAGGON WATER	TARGET SHIPS	SHIP CONTAMINATION	DAILY* TOTAL
JUL 1	A+0	0	0		0
JUL 2	A+1	0	0		0
JUL 3	A+2	0	0		0
JUL 4	A+3	0	0		0
JUL 5	THRU 21	0	0		
JUL 25	B+0	0	0	0	0
JUL 26	B+1	113	0	62	175
JUL 27	B+2	84	0	71	155
JUL 28	B+3	29	0	55	84
JUL 29	B+4	13	0	43	56
JUL 30	B+5	9	0	35	44
JUL 31	B+6	6	0	29	35
AUG 1	B+7	4	0	25	29
AUG 2	B+8	1	0	22	23
AUG 3	B+9	6	0	20	26
AUG 4	B+10	0	0	18	18
AUG 5	B+11	0	0	15	15
AUG 6	B+12	0	0	14	14
AUG 7	B+13	0	0	13	13
AUG 8	B+14	3	0	12	15
AUG 9	B+15	7	0	11	18
AUG 10	B+16	8	0	11	19
AUG 11	B+17	7	0	10	17
AUG 12	B+18	1	0	9	10
AUG 13	B+19	6	0	9	15
AUG 14	B+20	5	0	8	13
AUG 15	B+21	5	0	8	13
AUG 16	B+22	4	20	7	31
AUG 17	B+23	4	25	7	37
AUG 18	B+24	0	0	7	10
AUG 19	B+25	0	42	6	51
AUG 20	B+26	0	0	5	9
AUG 21	B+27	0	2	5	11
AUG 22	B+28	2	0	5	7
AUG 23	B+29	1	0	5	11
AUG 24	B+30	2	77	5	86
AUG 25	B+31	1	45	5	53
AUG 26	B+32	1	4	5	10
AUG 27	B+33	1	0	4	5
AUG 28	B+34	1	0	4	5
AUG 29	B+35	1	0	4	5
AUG 30	B+36	1	0	4	5
AUG 31	B+37	1	0	4	5
SEP 1	B+38	0	4	4	8
SEP 2	B+39	0	0	4	4
SEP 3	B+40	0	0	3	3
SEP 4	B+41	0	0	2	2

*Applies only if the crew was onboard for a 24 hour period.

TARGET SHIP PARTICIPATION SUMMARY

REMANED AFTER SHOT BAKER

SHIP: USS NIAGARA (APA-87)

CREW SIZE: 271

MISSION: USS NIAGARA was a CROSSROADS target ship that was remanned and sailed away after the nuclear test detonations on July 1 and July 25, 1946. It had arrived at Bikini in May 31, 1946 and was anchored in the lagoon where it remained as one of the 84 target ships throughout the operation. It departed Bikini on August 21, 1946 enroute to Norfolk, VA via Kwajalein, Pearl Harbor, and San Francisco. It was used to test the effects of conventional explosives and then sold as scrap in 1950.

SHOT DATA:	TEST	DATE (TIME)	YIELD	TYPE DETONATION
	ABLE	1 July 46 (0900)	23 KT	Air Burst (+520 feet)
	BAKER	25 July 46 (0835)	23 KT	Shallow Underwater (-90 feet)

AVERAGE CREW MEMBER DOSE HISTORY WHILE AT BIKINI

DATE (1946)	CREW LOCATION-Hours Aboard	RECONSTRUCTED FILM BADGE DOSE (REM)
	ABLE	
1 July	Evacuated aboard BAYFIELD (APA-33)-24 (Observed Shot ABLE from a distance of 22 miles)	0.000
2 July	Aboard BAYFIELD-10 Aboard NIAGARA-14	0.000 0.000
3 July-17 July	Aboard NIAGARA-360	0.000
18 July-19 July	Evacuated aboard BAYFIELD-30 Aboard NIAGARA-18	0.000 0.000
20 July-23 July	Aboard NIAGARA-96	0.000
	BAKER	
24 July-28 July	Evacuated aboard BAYFIELD-110 (Observed Shot BAKER from a distance of 15 miles)	0.000
29 July	Aboard BAYFIELD-8 Aboard NIAGARA-16	0.000 0.011
30 July-21 August	Aboard NIAGARA-552	0.186

Total calculated dose received while at Bikini: 0.197 REM

This reconstruction includes time spent aboard the target ship (as indicated) after the detonations and prior to the time that the entire crew returned to live aboard the ship.

Date unit departed Bikini August 21, 1946 (BAKER + 27)

Ship contamination factor when departing Bikini: 3
(this value is for use with the nomograph in Figure A-57)

PATH REPORT: This report contains the geographic locations that may be of radiological significance to vessels within Bikini lagoon. The time is in Day-Hours-Minutes and begins on July 1, 1946. All days are July (e.g., 1 August = 32 July, etc.) Place is the grid square within Bikini lagoon from Hydrographics Office, Misc. Chart Number 11854, portions of which are reproduced in Figures A-58, 59, 60, 61.

RADIOLOGICAL REPORT: This report is a day-by-day compilation of the reconstructed film badge dose for this unit from the various radiological sources it encountered while in Bikini lagoon. A daily total is included up to departure from Bikini lagoon. A detailed explanation of each source contribution is contained in the basic report, Section 2.

PATH REPORT FOR THE USS NIAGARA

TIME	PLACE	REMARKS
010900	2298Q	ANCHORED BERTH #282 AND ALL PERSONNEL EVACUATED AT TIME OF SHOT ABLE
021015	2298Q	TEAM ABLE REBOARDED (FROM USS BAYFIELD) WITH ONE RAD SAFE MONITOR
021425	2298Q	TEAM BAKER REBOARDED (FROM USS BAYFIELD)
021559	2298Q	RAD SAFE MONITOR RETURNED TO USS HAVEN
042400	2298Q	ANCHORED AS BEFORE
250835	2298Q	ANCHORED IN BERTH #282 AND ALL PERSONNEL EVACUATED AT TIME OF SHOT BAKER
260001	2298Q	ANCHORED AND EVACUATED AS BEFORE
282400	2298Q	ANCHORED AND EVACUATED AS BEFORE
290826	2298Q	COMMANDING OFFICER AND TEAMS ABLE AND BAKER REBOARDED SHIP
291535	2298Q	UNDERWAY TO SHIFT BERTHS
291607	2194U	ANCHORED IN BERTH #381
291615	2194U	REMAINDER OF CREW REBOARDED
300831	2194U	UNDERWAY TO SHIFT BERTHS
300859	2298Q	ANCHORED IN BERTH #282
321502	2298Q	UNDERWAY STANDING OUT OF LAGOON
321535	2591M	EXITED BIKINI LAGOON
331511	2591M	RE-ENTERED BIKINI LAGOON
331652	1894N	ANCHORED BERTH #377
352400	1894N	ANCHORED AS BEFORE
381004	1894N	UNDERWAY TO SHIFT BERTHS
381047	1999R	ANCHORED BERTH #220
451316	1999R	UNDERWAY TO SHIFT BERTHS
451358	2303N	ANCHORED IN BERTH #112
521549	2303N	UNDERWAY FOR KWAJALEIN
521638	2591M	DEPARTED BIKINI LAGOON ON 21 AUGUST 1946

USS NIAGARA CALCULATED FILM BADGE DOSE (IN MREM)

DATE	TIME	LAGOON WATER	TARGET SHIPS	SHIP CONTAMINATION	DAILY* TOTAL
JUL 1	A+0	0	0		0
JUL 2	A+1	0	0		0
JUL 3	A+2	0	0		0
JUL 4	A+3	0	0		0
JUL 5 THRU 24		0	0		
JUL 25	B+0	9	0	0	9
JUL 26	B+1	22	0	5	27
JUL 27	B+2	18	0	7	25
JUL 28	B+3	24	0	10	34
JUL 29	B+4	8	0	9	17
JUL 30	B+5	3	0	7	10
JUL 31	B+6	7	0	7	14
AUG 1	B+7	6	0	7	13
AUG 2	B+8	0	0	6	6
AUG 3	B+9	0	0	5	5
AUG 4	B+10	0	0	4	4
AUG 5	B+11	0	0	4	4
AUG 6	B+12	0	0	4	4
AUG 7	B+13	6	0	4	10
AUG 8	B+14	10	0	4	14
AUG 9	B+15	9	0	4	13
AUG 10	B+16	8	0	4	12
AUG 11	B+17	7	0	4	11
AUG 12	B+18	6	0	3	9
AUG 13	B+19	6	0	3	9
AUG 14	B+20	5	0	3	8
AUG 15	B+21	5	0	3	8
AUG 16	B+22	4	0	3	7
AUG 17	B+23	4	0	2	6
AUG 18	B+24	3	0	2	5
AUG 19	B+25	3	0	2	5
AUG 20	B+26	3	0	2	5
AUG 21	B+27	2	0	2	4

*Applies only if the crew was onboard for a 24 hour period.

TARGET SHIP PARTICIPATION SUMMARY

REMANED AFTER SHOT BAKER

SHIP: USS PARCHE (SS-384)

CREW SIZE: 61

MISSION: USS PARCHE was a CROSSROADS target ship that was remanned and sailed away after the nuclear test detonations on July 1 and July 25, 1946. It had arrived at Bikini prior to June 30, 1946 and was anchored in the lagoon where it remained as one of the 84 target ships throughout the operation. It departed Bikini on August 22, 1946 enroute to Mare Island via Kwajalein and Pearl Harbor. It arrived at Mare Island on October 14, 1946 and reported to the 19th Fleet. PARCHE was eventually sold for scrap in July 1970.

SHOT DATA:	<u>TEST</u>	<u>DATE (TIME)</u>	<u>YIELD</u>	<u>TYPE DETONATION</u>
	ABLE	1 July 46 (0900)	23 KT	Air Burst (+520 feet)
	BAKER	25 July 46 (0835)	23 KT	Shallow Underwater (-90 feet)

AVERAGE CREW MEMBER DOSE HISTORY WHILE AT BIKINI

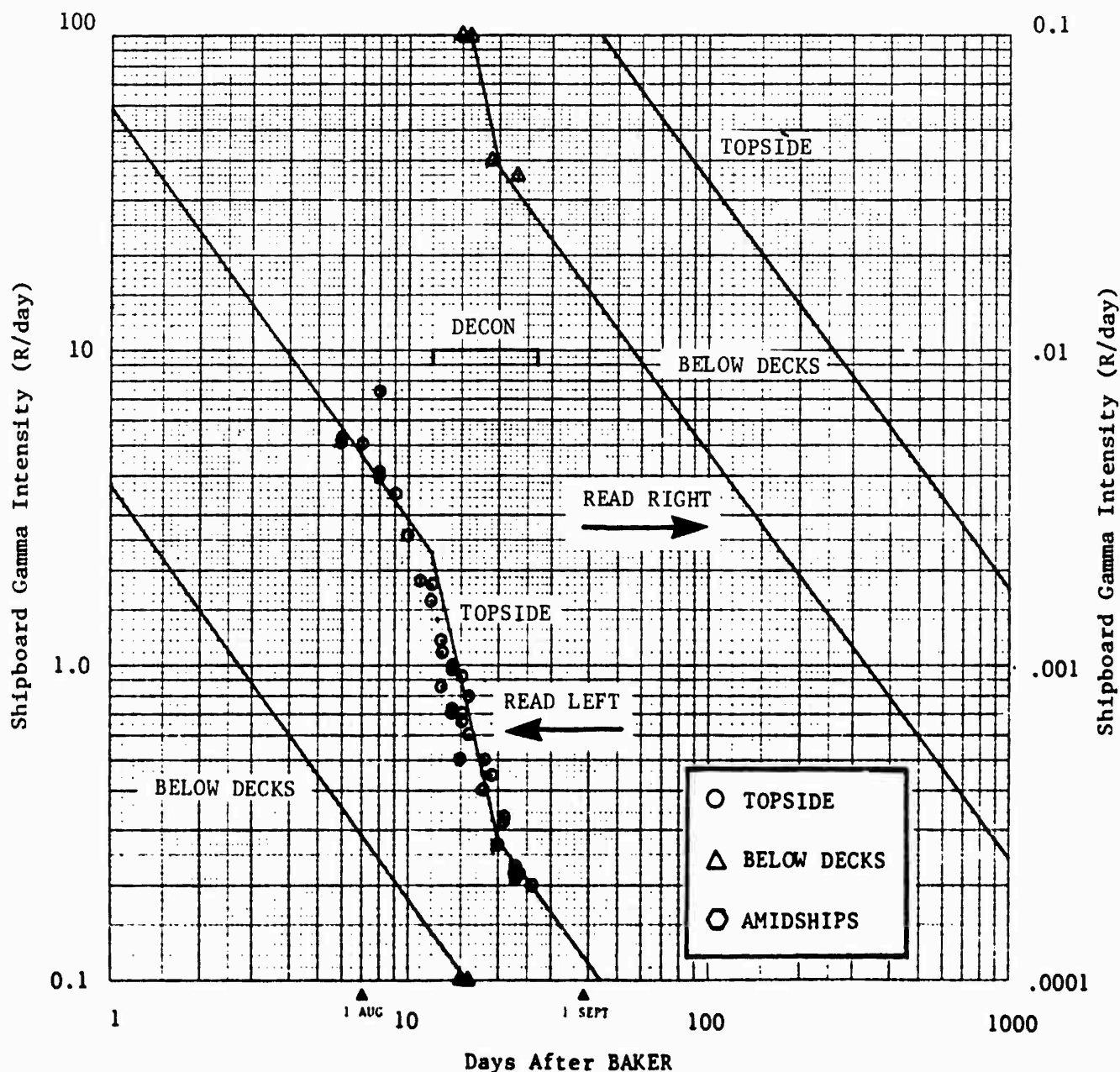
<u>DATE (1946)</u>	<u>CREW LOCATION-Hours Aboard</u>	<u>RECONSTRUCTED FILM BADGE DOSE (REM)</u>
	ABLE	
1 July	Evacuated aboard BOTTINEAU (APA-235)-24 (Observed Shot ABLE from a distance of 25 miles)	0.000
2 July	Aboard BOTTINEAU-12	0.001
	Aboard PARCHE-12	0.003
3 July-24 July	Aboard PARCHE-528	0.002
	BAKER	
25 July-5 August	Evacuated aboard BOTTINEAU-288 (Observed Shot BAKER from a distance of 16 miles)	0.125
6 August-7 August	Aboard BOTTINEAU-43.5	0.017
	Aboard PARCHE-4.5	0.219
8 August-22 August	Aboard FILLMORE (APA-83)-278.5	0.062
	Aboard PARCHE-81.5	0.668

Total calculated dose received while at Bikini: 1.097 REM

This reconstruction includes time spent aboard the target ship (as indicated) after the detonations and prior to the time that the entire crew returned to live aboard the ship.

Date unit departed Bikini: August 22, 1946 (BAKER + 28)

USS PARCHE (SS-384)



SHIPBOARD GAMMA INTENSITY CURVES: The average gamma intensity curves for topside amidships, and below decks locations on target ships are discussed in detail in sections 2.4 and 4.0 of the basic report. The data points and average curve are presented as a function of time in days after Shot Baker. The curves are sometimes shown in a folded fashion and care should be exercised when reading the proper intensity scale. In some cases the available data does not discriminate between individual curves for each location.

Figure A-54. Shipboard Gamma Intensity vs. Time - USS PARCHE (SS-384)

TARGET SHIP PARTICIPATION SUMMARY

REMANED AFTER SHOT BAKER

SHIP: USS SEARAVEN (SS-196)

CREW SIZE: 58

MISSION: USS SEARAVEN was a CROSSROADS target ship that was remanned and sailed away after the nuclear test detonations on July 1 and July 25, 1946. It had arrived at Bikini on May 30, 1946 and was anchored in the lagoon where it remained as one of the 84 target ships throughout the operation. It departed Bikini on August 22, 1946 enroute to San Francisco via Kwajalein and Pearl Harbor. It was eventually sunk as a target on September 11, 1948 by VC-21 at 31-42.3N, 118-26.4W.

SHOT DATA:	<u>TEST</u>	<u>DATE (TIME)</u>	<u>YIELD</u>	<u>TYPE DETONATION</u>
	ABLE	1 July 46 (0900)	23 KT	Air Burst (+520 feet)
	BAKER	25 July 46 (0835)	23 KT	Shallow Underwater (-90 feet)

AVERAGE CREW MEMBER DOSE HISTORY WHILE AT BIKINI

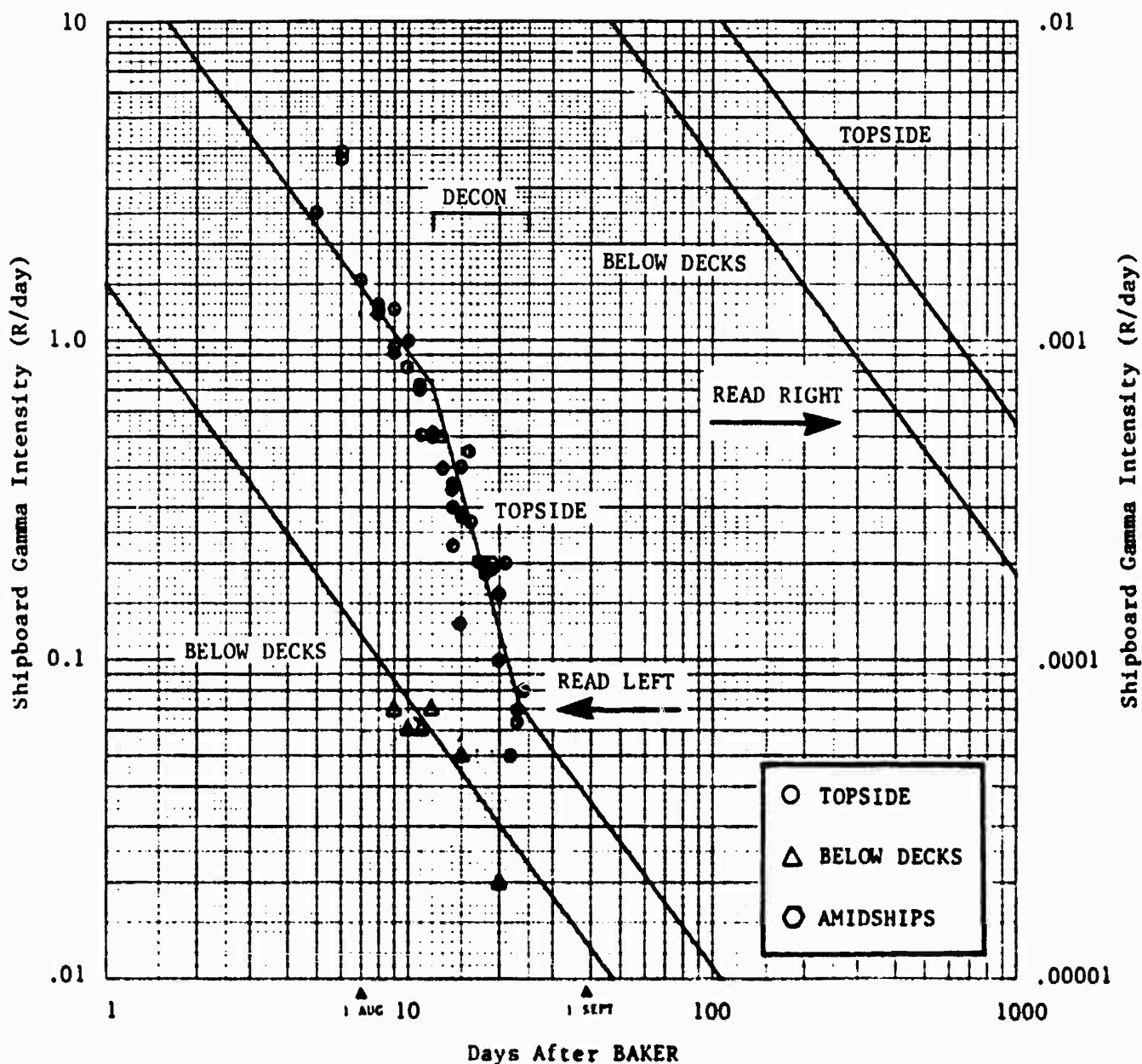
<u>DATE (1946)</u>	<u>CREW LOCATION-Hours Aboard</u>	<u>RECONSTRUCTED FILM BADGE DOSE (REM)</u>
	ABLE	
1 July	Evacuated aboard BOTTINEAU (APA-235)-24 (Observed Shot ABLE from a distance of 25 miles)	0.000
2 July	Aboard BOTTINEAU-12	0.001
	Aboard SEARAVEN-12	0.004
3 July-21 July	Aboard SEARAVEN-456	0.001
	BAKER	
22 July-3 August	Evacuated aboard BOTTINEAU-276 (Observed Shot BAKER from a distance of 16 miles)	0.098
4 August-9 August	Aboard BOTTINEAU-106	0.054
	Aboard FILLMORE (APA-83)-7	0.001
	Aboard SEARAVEN-31	0.492
10 August-22 August	Aboard FILLMORE-245.5	0.049
	Aboard SEARAVEN-66.5	0.196

Total calculated dose received while at Bikini: 0.896 REM

This reconstruction includes time spent aboard the target ship (as indicated) after the detonations and prior to the time that the entire crew returned to live aboard the ship.

Date unit departed Bikini: August 22, 1946 (BAKER + 28)

USS SEARAVEN (SS-196)



SHIPBOARD GAMMA INTENSITY CURVES: The average gamma intensity curves for topside amidships, and below decks locations on target ships are discussed in detail in sections 2.4 and 4.0 of the basic report. The data points and average curve are presented as a function of time in days after Shot Baker. The curves are sometimes shown in a folded fashion and care should be exercised when reading the proper intensity scale. In some cases the available data does not discriminate between individual curves for each location.

Figure A-55. Shipboard Gamma Intensity vs. Time - USS SEARAVEN (SS-196)

TARGET SHIP PARTICIPATION SUMMARY

REMANDED AFTER SHOT BAKER

SHIP: USS TUNA (SS-203)

CREW SIZE: 57

MISSION: USS TUNA was a CROSSROADS target ship that was remanned and sailed away after the nuclear detonations on July 1 and July 25, 1946. It had arrived at Bikini prior to June 30, 1946 and was anchored in the lagoon where it remained as one of the 84 target ships throughout the operation. It departed Bikini on August 22, 1946 enroute to the West Coast (MINSY) via Kwajalein and Pearl Harbor. It was retained at MINSY for radiological studies until it was sunk off the West Coast at 31-40N, 118-30W on September 4, 1948.

SHOT DATA:	TEST	DATE (TIME)	YIELD	TYPE DETONATION
	ABLE	1 July 46 (0900)	23 KT	Air Burst (+520 feet)
	BAKER	25 July 46 (0835)	23 KT	Shallow Underwater (-90 feet)

AVERAGE CREW MEMBER DOSE HISTORY WHILE AT BIKINI

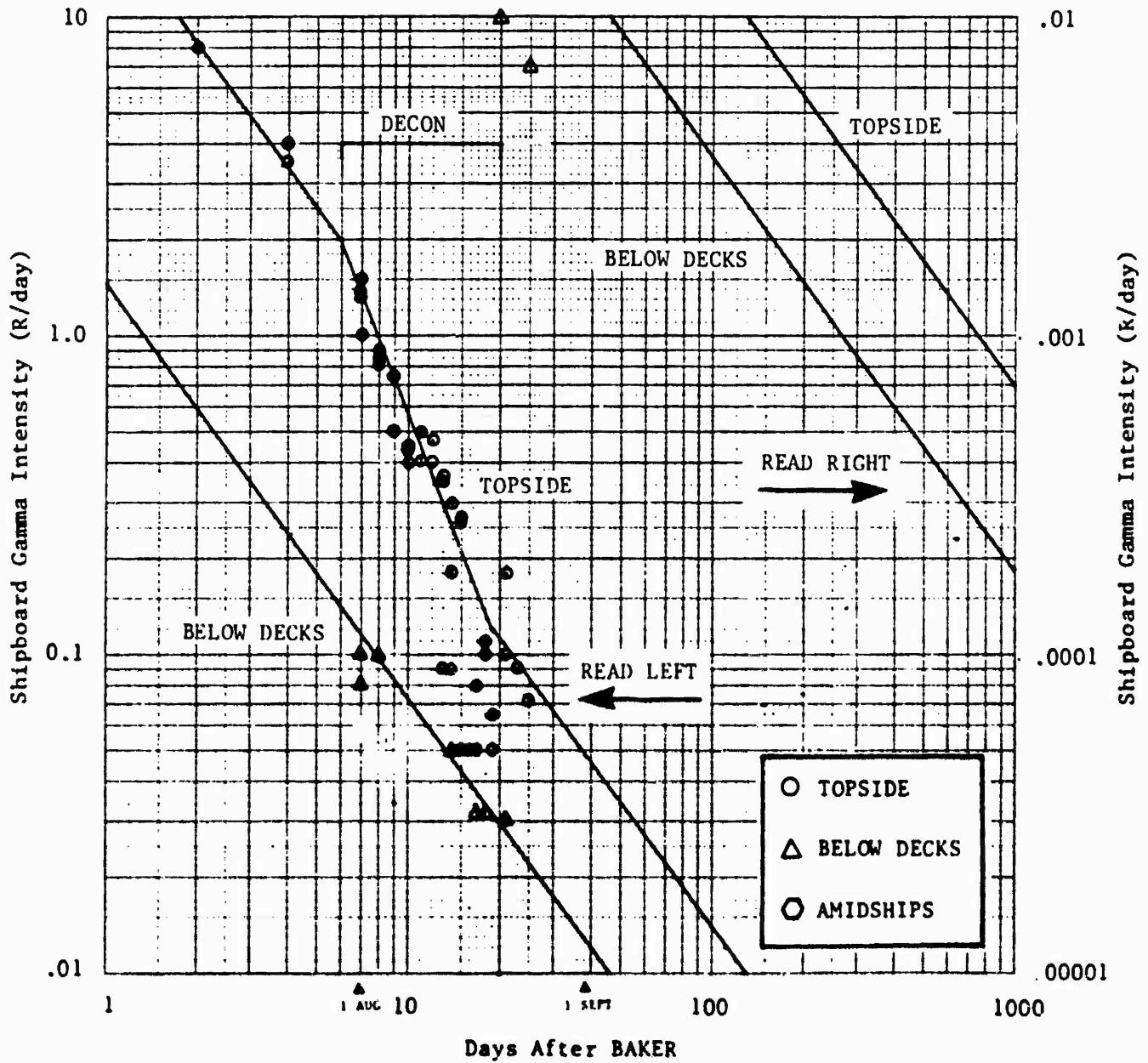
<u>DATE (1946)</u>	<u>CREW LOCATION-Hours Aboard</u>	<u>RECONSTRUCTED FILM BADGE DOSE (REM)</u>
	ABLE	
1 July	Evacuated aboard BOTTINEAU (APA-235)-24 (Observed Shot ABLE from a distance of 25 miles)	0.000
2 July	Aboard BOTTINEAU-12	0.001
	Aboard TUNA-12	0.004
3 July-23 July	Aboard TUNA-504	0.001
	BAKER	
24 July-31 July	Evacuated aboard BOTTINEAU-178 (Observed Shot BAKER from a distance of 16 miles)	0.032
1 August-9 August	Aboard BOTTINEAU-151.5	0.098
	Aboard TUNA-64.5	0.955
10 August-22 August	Aboard FILLMORE (APA-83)-186.5	0.039
	Aboard TUNA-125.5	0.359

Total calculated dose received while at Bikini: 1.489 REM

This reconstruction includes time spent aboard the target ship (as indicated) after the detonations and prior to the time that the entire crew returned to live aboard the ship.

Date unit departed Bikini: August 22, 1946 (BAKER + 28)

USS TUNA (SS-203)



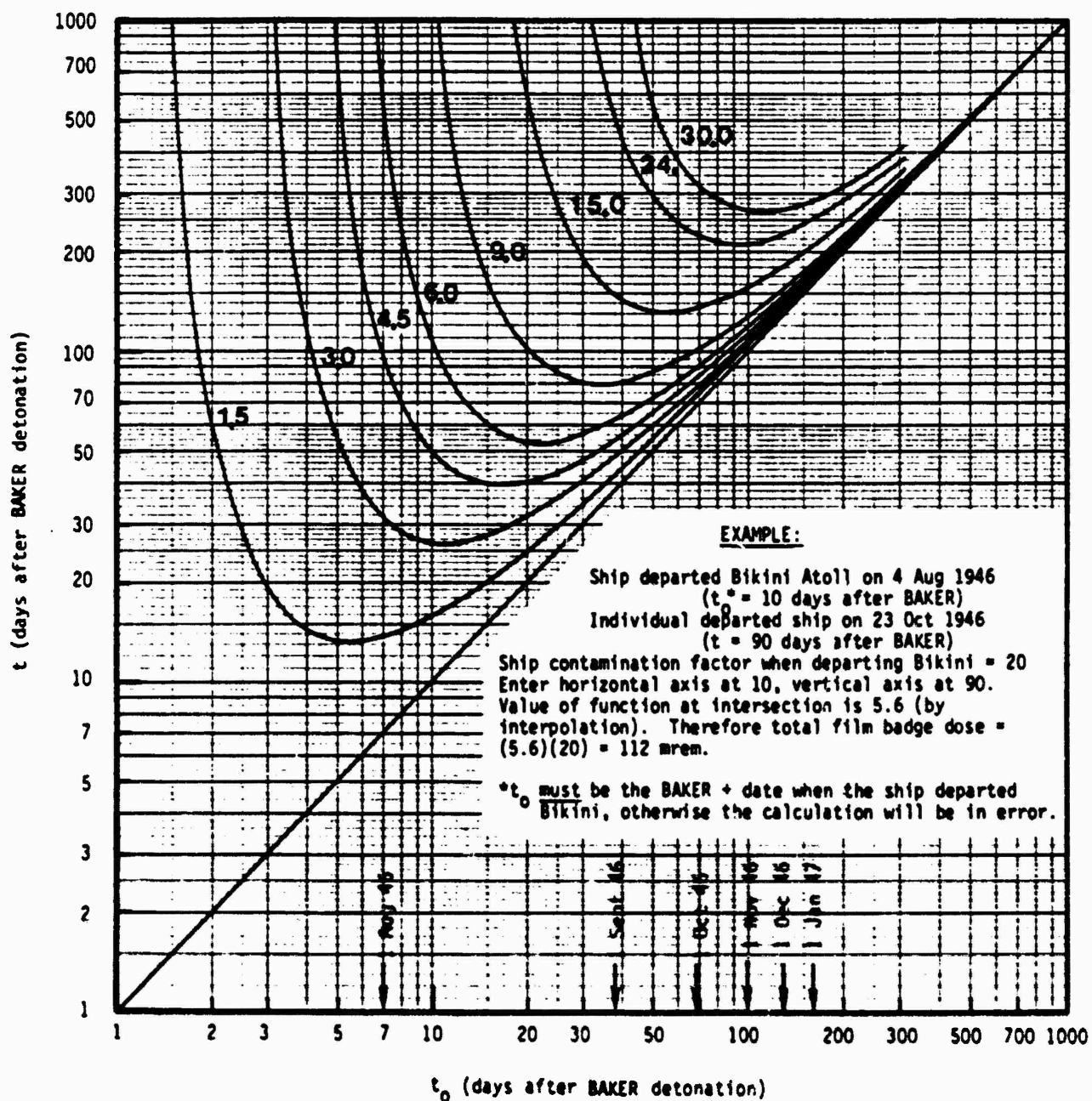


Figure A-57. Post-Bikini Dose Nomograph

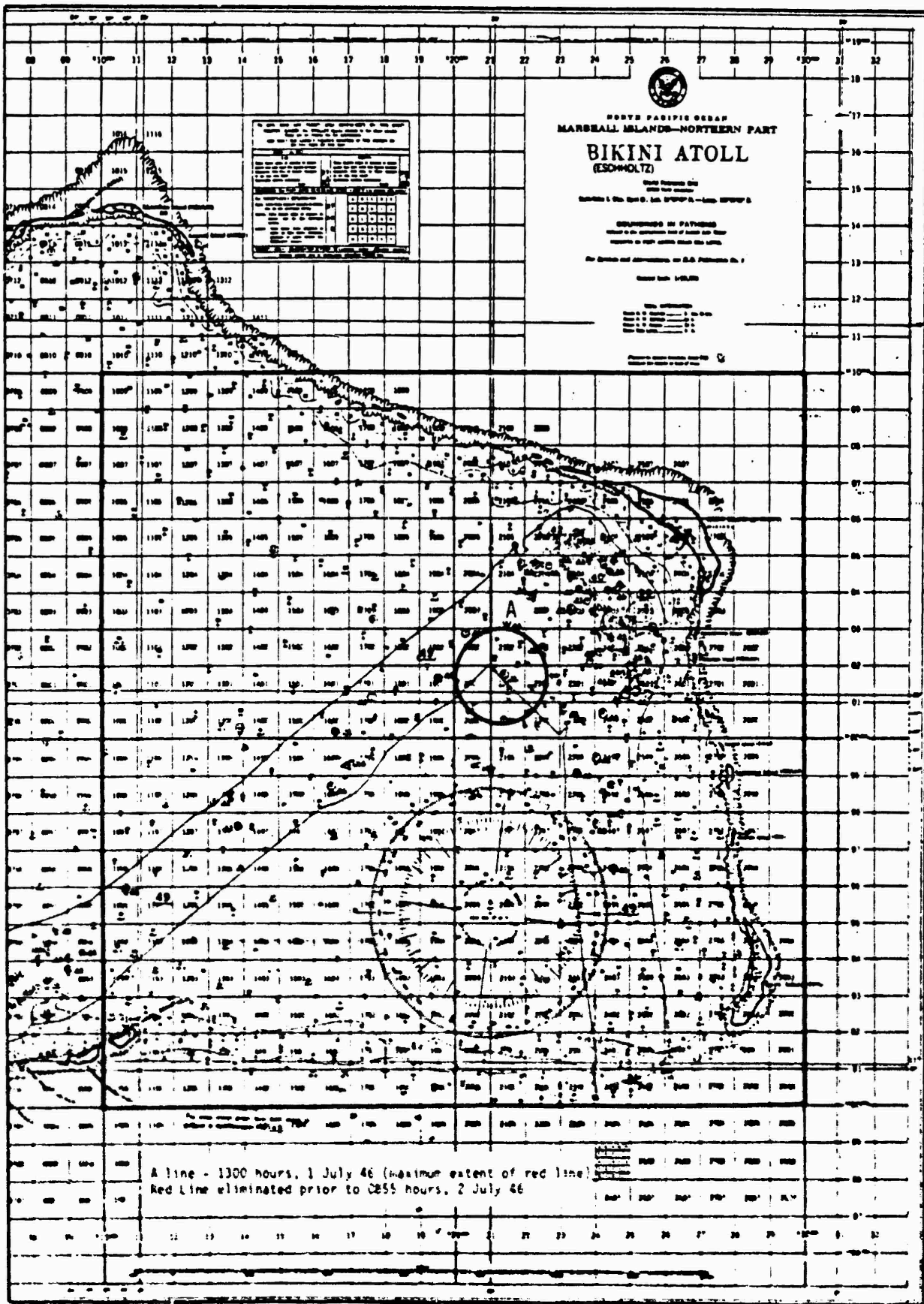


Figure A-58. Shot ABLE Red Lines ($I=1.0$ R/day)

Table A-1. Calendar Date Conversion for Operation CROSSROADS

<u>Calendar Date</u>	<u>July Date</u>	<u>BAKER+ Date</u>	<u>Calendar Date</u>	<u>July Date</u>	<u>BAKER+ Date</u>	<u>Calendar Date</u>	<u>BAKER+ Date</u>
Jul 1, 1946	01		Aug 1	32	7	Sept 1	38
2	02		2	33	8	5	42
3	03		3	34	9	10	47
4	04		4	35	10	15	52
5	05		5	36	11	20	57
6	06		6	37	12	25	62
7	07		7	38	13	30	67
8	08		8	39	14		
9	09		9	40	15	Oct 1	68
10	10		10	41	16	5	72
11	11		11	42	17	10	77
12	12		12	43	18	15	82
13	13		13	44	19	20	87
14	14		14	45	20	25	92
15	15		15	46	21	31	98
16	16		16	47	22		
17	17		17	48	23	Nov 1	99
18	18		18	49	23	5	103
19	19		19	50	25	10	108
20	20		20	51	26	15	113
21	21		21	52	27	20	118
22	22		22	53	28	25	123
23	23		23	54	29	30	128
24	29		24	55	30		
25	25	0	25	56	31	Dec 1	129
26	26	1	26	57	32	5	133
27	27	2	27	58	33	10	138
28	28	3	28	59	34	15	143
29	29	4	29	60	35	20	148
30	30	5	30	61	36	25	153
31	31	6	31	62	37	31	159
<hr/>			<hr/>			<hr/>	
Jan 1, 1947		160	Feb 1, 1947		191	Mar 1, 1947	219
5		164	5		195	5	223
10		169	10		200	10	228
15		174	15		205	15	233
20		179	20		210	20	238
25		184	25		215	25	243
31		190	28		218	31	249

DISTRIBUTION LIST

DEPARTMENT OF DEFENSE

Armed Forces Institute of Pathology
ATTN: Director
ATTN: Radiation Pathology Br

Armed Forces Radiobiology Rsch Institute
ATTN: J. Hsieh
ATTN: Director

Assistant Secretary of Defense
ATTN: ASD(PA)
ATTN: ASD(MI&L)
ATTN: ASD(HA)
ATTN: ASD(MRA&L)

Asst to the Sec of Defense, Atomic Energy
ATTN: Lt Col Riggs

Defense Nuclear Agency
ATTN: Director
ATTN: PAC
ATTN: GC
5 cy ATTN: STBE
54 cy ATTN: STTI/CA

Defense Technical Information Center
2 cy ATTN: DD

Dep Under Sec of Def for Rsch & Engrg
ATTN: DUSDRE, Rsch & Adv Tech

Dep Asst Sec of Def
ATTN: DASD(EE&S)

Field Command, DNA, Det 1
Lawrence Livermore National Lab
ATTN: FC-1

Field Command, DNA, Det 2
Los Alamos National Lab
ATTN: MS-635 FC-2

Field Command, DNA
ATTN: FCPR
ATTN: FCTT, W. Summa
ATTN: FCTXE
ATTN: FCTXE, Maj Evinrude

Interservice Nuclear Weapons School
ATTN: TTV

DEPARTMENT OF THE ARMY

Department of the Army
5 cy ATTN: DAAG-AMR, ANTPR

Harry Diamond Laboratories
ATTN: DELHD-TA-L 01100

Office of the Chief of Staff
ATTN: DACS-DMZ-A, T. Green

US Army Ballistic Research Labs
ATTN: DRDAR-BLV-R, J. Maloney

US Army Medical Rsch & Dev Cnd
ATTN: UGRD-SD

DEPARTMENT OF THE ARMY (Continued)

US Army Nuclear & Chemical Agency
ATTN: MONA-ZB, C. Davidson

Walter Reed Army Medical Center
ATTN: Library

DEPARTMENT OF THE NAVY

Bureau of Medicine & Surgery
ATTN: NM&S-09
ATTN: NM&S-00
ATTN: NM&S-3C22

National Naval Medical Center
ATTN: Medical Library
ATTN: Dept of Radiology

Naval Medical Rsch Institute
ATTN: Tech Ref Library

Naval Ocean Systems Center
ATTN: Research Library

Naval Sea Systems Command
ATTN: SEA-08, M. Miles

Naval Surface Weapons Center
ATTN: Code F31, D. Levine

Naval Weapons Evaluation Facility
ATTN: G. Binns

Navy Nuclear Test Personnel Review
5 cy ATTN: W. Loeffler

Ofc of the Deputy Chief of Naval Ops
ATTN: NOP 0455, CDR Bell
ATTN: NOP 098, VADM Monroe

DEPARTMENT OF THE AIR FORCE

Aerospace Medical Division
ATTN: Library SCL-4

Air Force Institute of Technology
ATTN: ENP, J. Bridgeman
ATTN: Library

Air Force Nuclear Test Personnel Review
4 cy ATTN: P. Fallon

Air Force Weapons Laboratory
ATTN: NT
ATTN: SUL
ATTN: DYT

Air University Library
ATTN: AUL-LSE

HQ USAF/SG
ATTN: M. Chesney

US Air Force Occupational & Env Health Lab
ATTN: CC
4 cy ATTN: TSNTPR

DEPARTMENT OF THE AIR FORCE (Continued)

USAF School of Aerospace Medicine
ATTN: J. Pickering

DEPARTMENT OF ENERGY

Department of Energy, Albuquerque Operations Office
ATTN: R. Cuddihy

Department of Energy, Office of Military Application
ATTN: OMA, DP-22

Department of Energy, Nevada Operations Office
ATTN: Public Affairs
ATTN: B. Church
ATTN: L. O'Neal
ATTN: Health Physics Div

Department of Energy, Human Health & Assessments Div
ATTN: J. Thiesen, EV-32
ATTN: H. Hollister, EV-4
ATTN: Technical Info Ctr, E-201
ATTN: W. Burr, EV-2
ATTN: B. Wachholz, EV-30
ATTN: J. Blair, EV-32
ATTN: C. Edington, EV-31
ATTN: J. Whitnah, EV-50
ATTN: N. Barr, EV-32

OTHER GOVERNMENT AGENCIES

Cancer Center, NIH
ATTN: A. Knudson

Centers for Disease Control
ATTN: K. Choi
ATTN: Consolidated Surveillance
2 cy ATTN: G. Caldwell

Central Intelligence Agency
ATTN: Office of Medical Services

Consumer Product Safety Commission
ATTN: P. Pruess
ATTN: M. Bloom

Department of Agriculture
ATTN: M. Carter

Department of Agriculture
ATTN: R. Jarrett

Department of Commerce
ATTN: C. Kuyatt
ATTN: J. Hubell

Department of Health & Human Services
ATTN: Ofc of Regulation Review

Department of Health & Human Svcs
ATTN: R. Murphy

Department of Labor
ATTN: S. Weiner

Department of Transportation
ATTN: H. Reighard

Dept of Health & Human Services
ATTN: J. Villforth, HFX-1
ATTN: C. Silverman, HFX-101
ATTN: G. Johnson, HFX-4

OTHER GOVERNMENT AGENCIES (Continued)

Environmental Protection Agency
ATTN: P. Magno
ATTN: T. Thorslund, RD-689

Environmental Protection Agency
ATTN: J. Knelson

Environmental Protection Agency
ATTN: D. Rosendaum, ANR-458
ATTN: W. Ellett, ANR-460
ATTN: W. Nelson, ANR-460
ATTN: W. Mills, ANR-460

Federal Emergency Management Agency
ATTN: Asst Assoc. Dir for Rsch, J. Kerr
ATTN: Ofc of Rsch/NP, D. Bensen
ATTN: C. Siebentritt

Library of Congress
ATTN: Science & Technology Div

NASA Headquarters
ATTN: M/S SBR-3, P. Rambaut
ATTN: M/S, SB-3, G. Soffen

National Cancer Institute, NIH

ATTN: G. Beebe
ATTN: R. Miller
ATTN: O. Nyguard
ATTN: J. Rall
ATTN: S. Stever
ATTN: V. Zeve
ATTN: J. Murray
ATTN: M. Knipmayer
ATTN: E. Stonehill
ATTN: C. Land
ATTN: J. Fraumeni
ATTN: W. Blot
ATTN: J. Gart
ATTN: J. Wyngaarden
ATTN: A. Rabson
ATTN: D. Pistenmaa

National Institute for Occupational Safety & Health
ATTN: W. Murray

National Institutes of Health
ATTN: Library, Acquisition Unit

National Library of Medicine, NIH
ATTN: Library

National Science Foundation
ATTN: K. Wong
ATTN: P. Harriman

Nati Heart, Lung & Blood Institute, NIH
ATTN: W. Zuke1

Office of Technology Assessment
ATTN: P. Sharfman

Office on Smoking & Health
ATTN: J. Pinney

US Senate
ATTN: J. Curtiss

US House of Representatives
ATTN: S. Subcommittee on Mil Per & Comp
ATTN: Subcommittee on Health & Envir

OTHER GOVERNMENT AGENCIES (Continued)

US Nuclear Regulatory Commission
ATTN: R. Whipp for R. Minogue
ATTN: R. Whipp for W. Mills
ATTN: R. Whipp for F. Arsenault

US Public Health Service
ATTN: Library

US Public Health Service Hospital
ATTN: E. Nishimura

US Public Health Service Hospital
ATTN: T. Robertson

US Senate
ATTN: C. Cowart
ATTN: K. Burdick
ATTN: J. Susman
ATTN: V. Raymond
ATTN: S. Wallace
ATTN: T. Harvey
ATTN: W. Brew
ATTN: S. Ulm

Veterans Admin Medical Center
ATTN: K. Lee

Veterans Admin Medical Center
ATTN: D. McGregor

Veterans Admin Medical Center
ATTN: C. Tessmer

Veterans Admin Wadsworth Hospital Ctr
ATTN: T. Makinodan

Veterans Administration
ATTN: L. Hobson
ATTN: J. Donsbach
ATTN: J. Smith

2 cy ATTN: D. Starbuck

The White House
ATTN: Ofc of Policy Dev(DP)

FOREIGN AGENCIES

Canadian Embassy
ATTN: Library

EDF - RETN 1
ATTN: Library

Indian Council of Medical Rsch
ATTN: A. Taskar

Japan-Hawaii Cancer Stud,
ATTN: G. Glober

French Engineering Bureau
ATTN: M. Delpla

McGill University
ATTN: R. Oseasohn

Comitato Nazionale. Per l'Energia Nucleare
ATTN: Library

FOREIGN AGENCIES (Continued)

Univ of Puerto Rico Sch of Medicine
ATTN: Library

United Kingdom Scientific Mission
ATTN: Publications, for MRC, SO 128

OTHER

Brookhaven National Laboratory
ATTN: V. Bond
ATTN: A. Brill, Med Dept
ATTN: Technical Library
ATTN: E. Cronkite, Med Dept
ATTN: M. Bender, Med Dept

California Institute of Technology
ATTN: E. Lewis
ATTN: R. Christy

University of Chicago
ATTN: P. Meier

University of Colorado
ATTN: Library

Columbia University
ATTN: Library
ATTN: A. Bloom
ATTN: Div of Biostatistics

Cornell University
ATTN: W. Federer

Medical College of Georgia
ATTN: L. Stoddard

Harvard School of Public Health
ATTN: Library
ATTN: R. Reed
ATTN: B. MacMahon

Harvard University
ATTN: W. Cochran

University of Hawaii
ATTN: Y. Matsumoto

Indiana University
ATTN: F. Putnam

Iowa State University
ATTN: T. Bancroft

Johns Hopkins University
ATTN: A. Lilienfield
ATTN: R. Seltser
ATTN: A. Kimball

Kansas Univ of Agri & Applied Science
ATTN: H. Fryer

Kingston Hospital
ATTN: K. Johnson

Memorial Hosp for Cancer & Allied Diseases
ATTN: P. Lieberman

OTHER (Continued)

Memorial Sloan-Kettering Cancer Center
ATTN: P. Marks
ATTN: J. Laughlin

Merck, Sharp & Dohme Intl
ATTN: A. Bearn

University of Miami
ATTN: P. Hodes

University of Michigan Medical School
ATTN: J. Nee1

University of Michigan
ATTN: R. Cornell
ATTN: F. Moore

University of Minnesota
ATTN: J. Bearman
ATTN: L. Schuman
ATTN: Library

Natl Council on Radiation Protection & Measurements
ATTN: W. Sinclair

University of New Mexico
ATTN: C. Key
ATTN: R. Anderson

New York Univ Medical Center
ATTN: N. Nelson

New York University
ATTN: Library
ATTN: A. Upton
ATTN: B. Posternack

University of North Carolina
ATTN: Library for Dean
ATTN: B. Greenberg

Northwestern University
ATTN: H. Cember

Oak Ridge Associated Universities
ATTN: J. Totter
ATTN: E. Tompkins
ATTN: D. Lushbaugh

University of Oklahoma
ATTN: P. Anderson

University of Oregon
ATTN: B. Pirofsky

Pacific Northwest Laboratory
ATTN: S. Marks

Pennsylvania Univ Hospital
ATTN: S. Baum

University of Pennsylvania
ATTN: P. Howell

University of Pittsburgh
ATTN: Library
ATTN: E. Radford

OTHER (Continued)

University of Pittsburgh
ATTN: N. Wald

Rochester Univ Medical Ctr
ATTN: G. Casarett
ATTN: C. Odoroff

University of Rochester
ATTN: L. Hempelmann

Saint Francis Hospital
ATTN: R. Blaisdell

Medical Univ of South Carolina
ATTN: P. Liu

University of Southern California
ATTN: J. Birren

Stanford Univ Medical Center
ATTN: J. Brown

Stanford University
ATTN: L. Moses

Stanford University Hospital
ATTN: D. Dorfman

Texas A&M University
ATTN: R. Stone

Univ of Texas at Austin
ATTN: H. Sutton

University of Texas
ATTN: R. Stallones
ATTN: W. Sutow
ATTN: G. Taylor

University of Utah
ATTN: Library

University of Utah
ATTN: Library
ATTN: L. Lyons
ATTN: E. Wrenn
ATTN: C. Mays

Vanderbilt University
ATTN: R. Quinn

University of Washington
ATTN: D. Thompson
ATTN: A. Motulsky

University of Wisconsin
ATTN: J. Crow

Yale University Sch of Medicine
ATTN: Library
ATTN: J. Meigs

DEPARTMENT OF ENERGY CONTRACTORS

University of California
Lawrence Livermore National Lab
ATTN: Tech Info Dept Library
ATTN: L. Anspaugh
ATTN: Y. Ng

DEPARTMENT OF ENERGY CONTRACTORS (Continued)

Los Alamos National Laboratory
ATTN: M/S634, T. Dowler
ATTN: MS218, P. Whalen
ATTN: Library
ATTN: J. Dummer

Oak Ridge National Laboratory
ATTN: J. Auxier
ATTN: G. Kerr
ATTN: C. Clifford
ATTN: C. Richmond
ATTN: T. Jones

Reynolds Electrical & Engr Co, Inc
ATTN: Doc Con Facility
ATTN: J. Brady

Sandia National Laboratories
ATTN: D. Aldridge
ATTN: Div 1314, S. Durpee

DEPARTMENT OF DEFENSE CONTRACTORS

Advanced Research & Applications Corp
ATTN: R. Armistead

BDM Corp
ATTN: J. Braddock

Colorado State University
ATTN: M. Zelle

Energy Systems, Inc
ATTN: W. Ogle

JAYCOR
ATTN: J. Ozeroff

JAYCOR
ATTN: J. Sperling

JAYCOR
ATTN: E. Weary

Kaman Tempo
ATTN: DASIAC
3 cy ATTN: E. Martin

Kaman Tempo
ATTN: DASIAC

Louisiana Univ Sch of Med
ATTN: Library

National Academy of Sciences
ATTN: S. Jablon
ATTN: National Materials Advisory Bd
7 cy ATTN: C. Robinette

DEPARTMENT OF DEFENSE CONTRACTORS (Continued)

R&D Associates
ATTN: C. Lee
ATTN: J. Marcum
ATTN: P. Haas

R&D Associates
ATTN: A. Deverill

Radiation Research Associates, Inc
ATTN: N. Schaeffer

Rand Corp
ATTN: Library
ATTN: P. Davis

Rand Corp
ATTN: B. Bennett

Science Applications, Inc
ATTN: W. Scott
ATTN: E. Straker
ATTN: W. Woolson
ATTN: G. Reynolds

Science Applications, Inc
ATTN: J. Goetz
ATTN: J. Klemm
ATTN: J. Cockayne
ATTN: W. McRaney
ATTN: R. Weitz
ATTN: J. Stuart
ATTN: E. Muller
ATTN: C. Thomas
ATTN: M. Knowles
ATTN: A. Landay
5 cy ATTN: J. McGahan

Science Applications, Inc
ATTN: D. Kaul

Science Applications, Inc
ATTN: J. Novotney

Scientific Information Svcs. Inc
ATTN: Library

Tech Reps, Inc
ATTN: B. Collins

University of Nebraska
ATTN: Library

Ohio State University
ATTN: Library

Pacific-Sierra Research Corp
ATTN: H. Brode, Chairman SAGE