

UNCLASSIFIED

AD NUMBER

ADC078179

CLASSIFICATION CHANGES

TO: unclassified

FROM: secret

LIMITATION CHANGES

TO:

Approved for public release; distribution is unlimited.

FROM:

Distribution: Further dissemination only as directed by Department of the Air Force, ATTN: ACMI, Washington, DC 20330, APR 1976, or higher DoD authority.

AUTHORITY

USAF SAF/FMCE ltr 23 Feb 2011 and USAF Office of the Secretary ltr dtd 21 Jan 2011; USAF SAF/FMCE ltr 23 Feb 2011 and USAF Office of the Secretary ltr dtd 21 Jan 2011

THIS PAGE IS UNCLASSIFIED

Date 23 Feb 2011

MEMORANDUM FOR SAF/PA

FROM: SAF/FMCE

SUBJECT: Public Release Approval Request

1. The attached material, described below, is forwarded for security and policy review in accordance with AFI 35-101, Chapter 15:

TITLE: USAF Summaries for 1945-2005
(Please include page count)

AUTHOR/ORGANIZATION: SAF/FMCE

PRESENTATION TO: *General Public*

**DEPARTMENT OF THE AIR FORCE
SAF/PA
CLEARED THIS INFORMATION**

DATE: *As soon as "Approved" for Public Release*

LOCATION: *DTIC Public Database*

FEB 23 2011

PUBLICATION IN: *NA*

SUBMITTAL DEADLINE: *NA*

FOR PUBLIC RELEASE

REQUEST REPLY BY: *23 Feb 2011*

2. SAF/FMCE has no objection to public release of this document upon approval from SAF/PA.

3. (This line is for any comments or recommendation you may have in reference to the document you are submitting for review; if prior coordination has been performed, please list POC and phone number.) Please list one addition POC other than submitter.

Signed:evb-022311/fmcee
Eli V. Brown, Maj, USAF
SAF/FMCEE

*Attachment
6 Copies (required)*



DEPARTMENT OF THE AIR FORCE
WASHINGTON, DC

21 Jan 2011

Office of the Secretary

MEMORANDUM FOR AF/HO

(E13)
1445-2005

FROM: SAF/PA (Security and Policy Review)

SUBJECT: Public Release Coordination (PAIRS 2011-0034)--USAF Summaries for 1976-1985 - FOR PUBLIC RELEASE SUSPENSE: 28 Jan 2011

The purpose of the memo is to obtain subject matter expert coordination for public release of the attached document and has been sent concurrently to each addressee. This memo replaces the Public Affairs Information Release System (PAIRS) form and should be protected as "For Official Use Only". Please review and respond in the 1st indorsement with one of the provided dispositions. If you have any questions, concerns, or comments feel free to contact me at 703-697-3222/3994. FAX 703-693-9452.

Devallee Pridgen-Garrison
DEVALEE PRIDGEN-GARRISON
Security Review Specialist
Secretary of the Air Force
Office of Public Affairs

1st Ind, AF/HO

TO: SAF/PA (Security and Policy Review)

- No objection
- No objection, subject to recommendation
- No objection, subject to amendments for security and policy as indicated by brackets
- Objection (Amendments to permit publication are impractical. State reason)
- No Equity

William C. Heindahl 16/2/11
(Reviewers Signature) (Date)
William C. Heindahl
(Print Reviewer's Name/duty title/phone number)
Deputy Director
HQ USAF/HO 697-5600



**DEPARTMENT OF THE AIR FORCE
AIR FORCE HISTORICAL RESEARCH AGENCY
MAXWELL AIR FORCE BASE, ALABAMA**

3 Feb 1999

HQ AFHRA/RSA
600 Chennault Circle
Maxwell AFB AL 36112-6424

Ms Rozetta T. Moore
AFCAA/FMR
1111 Jefferson Davis Highway, Ste 403
Arlington VA 22202

Dear Ms Moore

Thank you for your request regarding USAF Statistical Digests. We reviewed these documents from FY1964 through FY1980 and verified that they can be declassified in IAW EO 12958. The volumes up to FY1964 were already declassified. You can use this letter as authority to declassified the USAF Statistical Digests from 1945 through 1980, inclusive.

Copies of these documents are available for purchase from this Agency on 16mm microfilm, as follows:

DATES	ROLL
1945-FY1948	A1082
FY1950-53	K1057
FY1954-56	K1058
FY1957-59	K1059
FY1960-63	K1060

If you wish to order any microfilm, please let us know.

Copies may also be available from the Air Force History Support Office, Bolling AFB DC. Please let us know if we can be of further assistance.

Sincerely

ARCHIE DiFANTE
Archivist
Safe Paper Office



UNITED STATES AIR FORCE STATISTICAL DIGEST

RCS: HAF-ACM(A)7203

FISCAL YEAR 1975

THIRTIETH EDITION


This material contains information affecting the national defense of the United States within the meaning of the Espionage Laws (Title 18, U.S.C., sections 793 and 794), the transmission or revelation of which in any manner to any unauthorized person is prohibited by law.

Retain or destroy this copy in accordance with AFR 205-1. Do not return.

PUBLICATION DATE: 15 APRIL 1976

PREPARED BY
MANAGEMENT INFORMATION DIVISION
DIRECTORATE OF MANAGEMENT ANALYSIS
COMPTROLLER OF THE AIR FORCE
HEADQUARTERS, USAF
WASHINGTON, D. C. - 20330

CLASSIFIED BY OFFICE OF PRIME
RESPONSIBILITY OR SOURCE IN-
DICATED ON INDIVIDUAL PAGES
EXEMPT FROM GENERAL DE-
CLASSIFICATION SCHEDULE
OF EXECUTIVE ORDER 11652
EXEMPTION CATEGORY 3
DECLASSIFY ON: INDEFINITE



UNCLASSIFIED

B

UNCLASSIFIED

UNCLASSIFIED

DEPARTMENT OF THE AIR FORCE
HEADQUARTERS UNITED STATES AIR FORCE
WASHINGTON, D.C.



15 April 1976

FOREWORD

The first Statistical Digest was printed in December, 1945 by the Office of Statistical Control, Headquarters, Army Air Forces. Its purpose then, and today, is to provide statistical summaries on Operations, Maintenance, Budget, and related issues.

This is the thirtieth edition, now entitled the United States Air Force Statistical Digest. It is the official compilation of Air Force statistics for the fiscal year (AFR 178-10).

This edition contains many pages which previously were a part of the USAF Management Summary. These pages will be continued in subsequent issues of the Statistical Digest to provide continuity of available information.

The USAF Statistical Digest is compiled and published by the Directorate of Management Analysis, Comptroller of the Air Force (HQ USAF/ACMI). Responsible Air Staff Offices, Major Commands, and Separate Operating Agencies participate by providing camera-ready copy for publication.

The overall classification of this publication is *SECRET*. For classification guidance concerning elements of information in the document, contact the OPR or source indicated. Inquiries or suggestions regarding this publication should be addressed to HQ USAF/ACMI.

A handwritten signature in black ink that reads "C. T. Spangrud".

C. T. SPANGRUD, Colonel, USAF
Director, Management Analysis
Comptroller of the Air Force

UNCLASSIFIED

UNCLASSIFIED

UNCLASSIFIED

UNCLASSIFIED

TABLE OF CONTENTS

	<u>PAGE</u>
Subject:	
FOREWORD	I - II
TABLE OF CONTENTS (U)	III - XII
LINEAGE OF USAF MAJOR AIR COMMANDS AND SEPARATE OPERATING AGENCIES (U)	XIII - XIV
OFFICE OF THE SECRETARY OF THE AIR FORCE (U)	- XV
AIR STAFF, DEPARTMENT OF THE AIR FORCE (U)	- XVI
SECRETARY OF DEFENSE AND EXECUTIVES AND COMMANDERS OF THE USAF DURING FY 1975 (U)	XVII - XIX
MAP OF USAF MAJOR INSTALLATIONS IN CONTINENTAL UNITED STATES (U)	- XX
MAPS OF USAF MAJOR INSTALLATIONS OUTSIDE CONTINENTAL UNITED STATES (U)	XXI - XXII

PART I - AIR FORCE UNITS AND CAPABILITIES

AIR FORCE UNITS AND CAPABILITIES	1 - 20
Subject:	
(U) INTRODUCTION AND DEFINITIONS (U)	1
(U) Table 1 - Deployment of USAF Aircraft Combat Forces - Active Aircraft - By Squadrons and Units Equipped - At End of FY 1975 (S)	2 - 3
(U) Table 2 - USAF Combat Forces, By Kind Of Unit, By Geographical Area, World-Wide, At End Of Month - FY 1975 (S)	4 - 7
(U) Table 3 - USAF Combat Forces, By Kind Of Unit, By Command Of Assignment, World-Wide, At End Of Quarter - FY 1975 (S)	8 - 10
(U) Table 4 - USAF Combat Forces, Readiness Status Of Aircraft And Aircrews In Selected Kinds Of Units, By Weapons System - At End Of Quarter - FY 1975 (S)	11 - 16
(U) Table 5 - USAF Combat Forces, Readiness Status Of Missiles, By Weapons System - At End Of Quarter - FY 1975 (S)	17
(U) Table 6 - USAF Combat Forces, Readiness Status Of Aircraft And Aircrews In Southeast Asia, By Weapons System - At End Of Quarter - FY 1975 (S)	18 - 20

PART II - FLIGHT OPERATIONS

FLYING HOURS AND FUEL COSTS.	21 - 27
Subject:	
(U) INTRODUCTION AND DEFINITIONS (U)	21 - 22
(U) Table 7 - USAF Flying Hours And Fuel Costs, By Mission, Design And Series - By Program And Actual - At End Of FY 1975 (U)	23 - 25
(U) Table 8 - USAF Aircraft Flying Hours By Major Air Commands, Air Force Reserve And Air National Guard - Programmed <u>VS</u> Actual - By Quarters - As Of 30 June 1975 (U)	26 - 27

PART III - SAFETY

AIRCRAFT ACCIDENTS	29 - 37
Subject:	
(U) INTRODUCTION AND DEFINITIONS (U)	29
(U) Table 9 - USAF Aircraft Flight Accidents, Fatalities, And Aircraft Destroyed, By Command, World-Wide, FY 1975 (FOUO)	30
(U) Table 10 - USAF Flight Accidents, Fatalities, And Aircraft Destroyed, By Mission And Design Aircraft, World-Wide, FY 1975 (FOUO)	31
(U) Table 11 - USAF Aircraft Flight Accidents, Fatalities And Aircraft Destroyed, By Mission - Within Commands - World-Wide - FY 1975 (FOUO)	32 - 33
(U) Table 12 - USAF Aircraft Flight Accidents, Fatalities, And Aircraft Destroyed, By Mission And Design Aircraft, World-Wide, FY 1975 (FOUO)	34 - 35
(U) Table 13 - Major Aircraft Flight Accidents, By Mission And Design Aircraft, By Phase Of Operation World-Wide, FY 1975 (FOUO)	36
(U) Table 14 - Personnel Fatalities And Injuries In Aircraft Flight Accidents, By Mission And Design Aircraft, World-Wide, FY 1975 (FOUO)	37

UNCLASSIFIED

TABLE OF CONTENTS (Continued)

		<u>PAGE</u>
GROUND ACCIDENTS.		38 - 49
Subject:		
(U)	INTRODUCTION AND DEFINITIONS (U)	38
INJURIES		39 - 42
(U)	Table 15 - Military Personnel - Disabling Injury Experience By Command, World-Wide - FY 1975 (U)	39
(U)	Table 16 - On-Duty Military Personnel - Disabling Injury Experience By Command, World-Wide - FY 1975 (U)	40
(U)	Table 17 - Off-Duty Military Personnel - Disabling Injury Experience By Command, World-Wide - FY 1975 (U)	41
(U)	Table 18 - On-Duty Civilian Personnel - Disabling Injury Experience By Command, World-Wide - FY 1975 (U)	42
COSTS.		43 - 44
(U)	Table 19 - USAF Motor Vehicle Ground Accident Experience And Cost By Command, World-Wide - FY 1975 (U)	43
(U)	Table 20 - Ground Accident Cost Analyses By Command, World-Wide - FY 1975 (U).	44
LOSSES AND COSTS		45 - 49
(U)	Table 21 - Military Personnel - Disabling Injury Losses And Costs Resulting From USAF Motor Vehicle Accidents, By Command, World-Wide - FY 1975 (U).	45
(U)	Table 22 - On-Duty Civilian Personnel - Disabling Injury Losses And Costs Resulting From USAF Motor Vehicle Accidents By Command, World-Wide - FY 1975 (U)	46
(U)	Table 23 - Military Personnel - Disabling Injury Losses And Costs Resulting From Private Motor Vehicle Accidents By Command, World-Wide - FY 1975 (U).	47
(U)	Table 24 - Military Personnel - Disabling Injury Losses And Costs Resulting From All Other (Non-Vehicular) Accidents By Command, World-Wide - FY 1975 (U)	48
(U)	Table 25 - On-Duty Civilian Personnel - Disabling Injury Losses And Costs Resulting From All Other (Non-Vehicular) Accidents By Command, World-Wide - FY 1975 (U)	49
<u>PART IV - MATERIEL</u>		
AIRCRAFT AND MISSILES		51 - 71
Subject:		
(U)	INTRODUCTION AND DEFINITIONS (U).	51
(U)	Table 26 - USAF Aircraft Acceptances Of Models In Production, By Manufacturer, By Recipient, By Month - FY 1975 (U)	52 - 53
(U)	Table 27 - USAF Guided Missile (Including Target Drone) Acceptances By Manufacturer, By Month - FY 1975 (U)	54
(U)	Table 28 - USAF Aircraft Procurement Programs By Fiscal Year Funding - FY 1973 And Prior Through FY FY 1975 (U)	55 - 56
(U)	Table 29 - USAF Guided Missile (Including Target Drone) Procurement Programs, By Fiscal Year Funding - FY 1975 And Prior (U)	57
(U)	Table 30 - USAF Missile And Target Drone Production, Schedules And Acceptances - At End Of FY 1975 (C).	58
(U)	Table 31 - USAF Aircraft Inventory By Functional Mission - As of End FY 1975 (U)	59 - 61

UNCLASSIFIED

UNCLASSIFIED

TABLE OF CONTENTS (Continued)

PART IV - MATERIEL (Continued)

	<u>PAGE</u>
(U) Table 32 - Summary of USAF Aircraft Inventory By Functional Mission - As of End FY 1975 (U)	62
(U) Table 33 - USAF Aircraft Inventory By Functional Mission - In Support To Other Nations - As Of End FY 1975 (U)	63
(U) Table 34 - Summary Of Foreign Government Owned Aircraft Located In CONUS And Under USAF Operational Control - By Mission And Design - As Of End FY 1975 (U)	64
(U) Table 35 - Selected Aircraft NORM/NORS Rates, By Type Of Aircraft - By End Of Month - At End of FY 1975 (U)	65 - 66
(U) Table 36 - Summary Of Age Of Active Aircraft And Strategic Missiles - Total Inventory For Air Force, Air Force Reserve And Air National Guard - By FY 1975 Quarterly - At End FY 1975 (U)	67
(U) Table 37 - Age (In Years/Months) Distribution Of USAF Aircraft Inventory - By Mission And Design - As Of 30 June 1975 (U)	68
(U) Table 38 - Age (In Years/Months) Distribution Of USAF Strategic Missiles Inventory - By Mission And Design - As Of 30 June 1975 (U)	69
PROPULSION UNITS.	70 - 71
Subject:	
(U) INTRODUCTION AND DEFINITIONS(U)	70
(U) Table 39 - USAF Aircraft Propulsion Unit Production (Selected Models) Procurement Status By Unit And Type - Cumulative Through FY 1975 - At End Of FY 1975 (C)	71
AIRCRAFT PERFORMANCE AND CHARACTERISTICS.	72 - 88
Subject:	
(U) Table 40 - Performance And Characteristics Of Strategic Forces (Offensive) Aircraft - At End Of FY 1975 (C)	72 - 73
(U) Table 41 - Performance And Characteristics Of Strategic Forces (Defensive Interceptors) Aircraft - At End Of FY 1975 (U)	74
(U) Table 42 - Performance And Characteristics Of Strategic Forces Missiles - At End Of FY 1975 (S)	75 - 77
(U) Table 43 - Performance And Characteristics Of General Purpose Forces(Tactical, Aeromed/Observation) Aircraft - At End Of FY 1975 (C)	78 - 82
(U) Table 44 - Performance And Characteristics Of General Purpose Forces (Tactical) Missiles - At End Of FY 1975 (S)	83 - 84
(U) Table 45 - Performance And Characteristics of Intelligence And Communications Forces (Cargo And Helicopter) Aircraft - At End Of FY 1975 (U)	85 - 86
(U) Table 46 - Performance And Characteristics Of Airlift Forces (Cargo) Aircraft At End Of FY 1975 (U)	87
(U) Table 47 - Performance And Characteristics Of Trainer Type Aircraft - At End Of FY 1975 (U)	88
WAR READINESS MATERIEL.	89 - 92
Subject:	
(U) INTRODUCTION AND DEFINITIONS (U)	89
(U) Table 48 - Comparison Of USAF Inventory Of Airmunition Items, World-Wide (excluding VAMP/LAMP) - 30 June 1975 (S)	90 - 92
PETROLEUM AND LUBRICANTS.	93
(U) Table 49 - Air Force Consumption Of Petroleum And Lubricants - At End Of FY 1975 (U)	93
ENERGY CONSERVATION	94
(U) Table 50 - Consumption Results Of Energy Conservation - At End Of FY 1975 (U)	94

UNCLASSIFIED

TABLE OF CONTENTS (Continued)

<u>PART V - INSTALLATIONS</u>		<u>PAGE</u>
INSTALLATIONS		95 - 102
Subject:		
(U) INTRODUCTION AND DEFINITIONS (U)		95 - 96
(U) Table 51 - Summary Of USAF Installations - FY 1975 (U)		97
(U) Table 52 - Air Force Real Property Data, World-Wide - FY 1975 (U).		98
(U) Table 53 - Cost To United States Government Of Military Real Property Controlled By Department Of The Air Force, World-Wide - 30 June 1975 (U).		99
(U) Table 54 - Military Real Property Acreage Controlled And Located At Department Of Air Force Installations, World-Wide - 30 June 1975 (U).		100
(U) Table 55 - Government Cost Of Land Controlled By Department Of The Air Force, World-Wide - 30 June 1975 (U).		101
(U) Table 56 - Maintenance And Operation Cost Of USAF Real Property - By Command, World-Wide - FY 1975 (U)		102
<u>PART VI - MILITARY ASSISTANCE PROGRAM (MAP)</u>		
MILITARY ASSISTANCE PROGRAM (MAP).		103 - 107
Subject:		
(U) INTRODUCTION AND DEFINITIONS (U)		103
(U) Table 57 - USAF Military Assistance Aircraft Programs, By Numbers Of Aircraft And By Categories - World-Wide - As Of 30 June 1975 (C).		104
(U) Table 58 - USAF Military Assistance Program By Unified Command, By Countries - As Of 30 June 1975 (C)		105 - 106
(U) Table 59 - USAF Production Schedules And Acceptances By Model, Distributed To MAP (Grant Aid) And Foreign Military Sales - By Countries - FY 1973 And Prior Through FY 1975 (C).		107
<u>PART VII - PERSONNEL</u>		
MILITARY PERSONNEL.		109 - 180
Subject:		
(U) DEFINITIONS (U).		109 - 110
STRENGTH		111 - 146
(U) Table 60 - Military Strength Of Officers By Grade In Which Serving By Command - As Of 30 June 1975 (U)		111
(U) Table 61 - USAF Regular And Reserve General Officers By Grade In Which Serving At End Of Quarter, World-Wide - FY 1975 (U).		112
(U) Table 62 - Airman By Grade In Which Serving, By Command, World-Wide - 30 June 1975 (U)		113 - 114
(U) Table 63 - USAF Officers By Grade In Which Serving, By Age, World-Wide - As Of 30 June 1975 (U)		115
(U) Table 64 - Average Age Of USAF Officers By Grade In Which Serving, World-Wide - FY 1965 Through FY 1975 (U).		116
(U) Table 65 - USAF Military Personnel By Type, By Personnel Identity, By Command, World-Wide - At End Of Quarter - FY 1975 (U).		117 - 125
(U) Table 66 - USAF Military Personnel By Grade In Which Serving, By Component, World-Wide -At End Of Quarter - FY 1975 (U).		126 - 128
(U) Table 67 - USAF Regular Commissioned Officers By Grade In Which Serving, By Control Branch - World-Wide- FY 1975 (U)		129
(U) Table 68 - USAF Non-Regular Commissioned Officer By Grade In Which Serving, By Control Branch - World-Wide - FY 1975 (U).		130
(U) Table 69 - USAF Female Personnel By Type, By Grade In Which Serving, World- Wide - 30 June 1975 (U).		131
(U) Table 70 - USAF Regular Officers By Year Group (TAFCSO) By Grade - As Of 30 June 1975 (U)		132
(U) Table 71 - USAF Non-Regular Officers By Year Group (TAFCSO) By Grade - As Of 30 June 1975 (U)		133

UNCLASSIFIED

UNCLASSIFIED

TABLE OF CONTENTS (Continued)

		<u>PAGE</u>
(U)	Table 72 - USAF Military Personnel Duty Location Strength By State, In The United States - Semi-Annual - FY 1975 (U)	134
(U)	Table 73 - USAF Military Personnel Duty Location Strength By Country Overseas - Semi-Annual - FY 1975 (C)	135 - 136
(U)	Table 74 - Enlisted Force Age By Grade - As Of 30 June 1975 (U)	137
(U)	Table 75 - USAF Officers By Sex, By Ethnic Group, By Grade - World-Wide - As Of 30 June 1975 (U)	138
(U)	Table 76 - USAF Officer Strength By Race, Sex And Grade - As Of 30 June 1975 (U)	139
(U)	Table 77 - USAF Airmen Strength By Race, Sex And Grade - As Of 30 June 1975 (U)	140
(U)	Table 78 - USAF Regular Officers By Source Of Commission, By Race By Grade - As Of 30 June 1975 (U)	141 - 142
(U)	Table 79 - USAF Non-Regular Officers By Source Of Commission, By Race, By Grade As Of 30 June 1975 (U)	143 - 144
(U)	Table 80 - USAF Officers By Marital Status And Grade - As Of 30 June 1975 (U)	145
(U)	Table 81 - USAF Airmen By Marital Status And Grade - As Of 30 June 1975 (U)	146
	PERSONNEL BY AERONAUTICAL STATUS	147 - 151
(U)	Table 82 - USAF Officers By Aeronautical Rating, On Flying Status, By Grade In Which Serving, World-Wide, At End Of Quarter - FY 1975 (U)	147
(U)	Table 83 - USAF Officers By Aeronautical Status, World-Wide, At End Of Quarter - FY 1975 (U)	148
(U)	Table 84 - USAF Officers By Aeronautical Rating, On Flying Status, By Command, World-Wide - 30 June 1975 (U)	149 - 150
(U)	Table 85 - USAF Officers On Flying Status By Aeronautical Rating, By Age, World-Wide - As Of 30 June 1975 (U)	151
	SPECIALTIES AND SKILL LEVEL	152 - 156
(U)	Table 86 - Assigned USAF Officers By Occupational Field Based On Duty Speciality, World-Wide - 30 June 1975 (U)	152
(U)	Table 87 - Authorized And Assigned Permanent Party Airmen By Control AF Speciality Within Career Field, By Skill Level - World-Wide - Semi-Annually - 31 Dec 1974 And 30 June 1975 (C)	153 - 155
(U)	Table 88 - USAF Officers By Grade By Educational Level - World-Wide - As Of 30 June 1975 (U)	156
	PROMOTIONS	157
(U)	Table 89 - Promotions Of Top Six Grade Airmen By Fiscal Year - FY 1971 Through FY 1975 (U)	157
	GAINS, LOSSES, AND STATUS CHANGE	158 - 166
(U)	Table 90 - Gains And Losses Of USAF Officers To The Active Military Strength, World-Wide - FY 1975 (U)	158 - 159
(U)	Table 91 - Gains, Losses And Status Changes Of Airmen Of USAF Active Military Strength, World-Wide - FY 1975 (U)	160 - 162
(U)	Table 92 - Gains And Losses Of USAF Officers By Grade, World-Wide, By Quarter - FY 1975 (U)	163
(U)	Table 93 - Gains And Losses Of Airmen By Grade, World-Wide - By Quarter - FY 1975 (U)	164
(U)	Table 94 - Losses Of USAF Officers, By Aeronautical Status, By Age Group, World-Wide - FY 1975 (U)	165
(U)	Table 95 - USAF Officer Losses By Source Of Commission, By Grade - FY 1975 (U)	166

UNCLASSIFIED

UNCLASSIFIED

TABLE OF CONTENTS (Continued)

		<u>PAGE</u>
ENLISTMENTS AND REENLISTMENTS.		167 - 171
(U) Table 96 -	Enlistments And Reenlistments By Grade, By Sex, World-Wide - FY 1975 (U).	167
(U) Table 97 -	Enlistments And Reenlistments By Term Of Enlistment, By Sex, World- Wide - FY 1975 (U)	167
(U) Table 98 -	Enlistments By Educational Level - By Quarter - World-Wide - FY 1975 (U).	168
(U) Table 99 -	Non-Prior Service Enlistments By Armed Forces Qualification Test (AFQT) Mental Category, By Quarter - FY 1975 (U)	169
(U) Table 100 -	Accessions Of USAF Military Personnel Procurement - Cumulative - By Officer And Enlisted Male Personnel - By Month - At End Of FY 1975 (U)	170
(U) Table 101 -	USAF Airmen Reenlistments - Cumulative - By First-Term And Career Airmen - By Month During FY 1975 (U)	171
RETIREMENTS.		172
(U) Table 102 -	USAF Retired Military Personnel By Pay Grade, By Type Of Retirement, By Component - At End Of FY 1975 (U)	172
DISTRIBUTION OF USAF REGULAR AND NON-REGULAR LINE AND OTHER THAN LINE COMMISSIONED OFFICERS		173 - 174
(U) Table 103 -	Distribution Of USAF Regular (Male And Female) Line And Other Than Line Commissioned Officers By Permanent Grade And Temporary Grade In Which Serving - 30 June 1975 (U).	173
(U) Table 104 -	Distribution Of USAF Non-Regular (Male And Female) Line And Other Than Line Commissioned Officers By Permanent Grade And Temporary Grade In Which Serving - 30 June 1975 (U).	174
OFFICER AND AIRMEN DEATHS.		175 - 177
(U) Table 105 -	Non-Battle Deaths Of USAF Officers By Aeronautical Rating, By Grade In Which Serving At Time Of Death, World-Wide - Semi-Annually - FY 1975 (U).	175
(U) Table 106 -	Non-Battle Deaths Of USAF Officers And Airmen By Grade In Which Serving At Time Of Death, World-Wide - Semi-Annually - FY 1975 (U).	175
(U) Table 107 -	Non-Battle Deaths Of USAF Officers By Age Group, By Grade In Which Serving At Time Of Death, World-Wide - Semi-Annually - FY 1975 (U).	176
(U) Table 108 -	Non-Battle Deaths Of Airmen By Age Group, By Grade In Which Serving At Time Of Death, World-Wide - Semi-Annually - FY 1975 (U)	176
(U) Table 109 -	Non-Battle Deaths Of USAF Officers By Age Group, By Causative Agent, World-Wide - Semi-Annually - FY 1975 (U)	177
(U) Table 110 -	Non-Battle Deaths Of Airmen By Age Group, By Causative Agent, World- Wide - Semi-Annually - FY 1975 (U)	177
SOUTHEAST ASIA		178
(U) Table 111 -	Southeast Asia Battle Deaths Of USAF Officers By Aeronautical Rating, By Grade In Which Serving At Time Of Death - Semi-Annually - FY 1975 (U).	178
(U) Table 112 -	Southeast Asia Battle Deaths Of USAF Officers And Airmen By Grade In Which Serving At Time Of Death - Semi-Annually - FY 1975 (U).	178
HEADQUARTERS MANAGEMENT DATA.		179 - 180
(U) Table 113 -	USAF Management Headquarters - By Military And Civilian Personnel - FY 1974 And FY 1975 - As Of 30 June 1975 (U)	179 - 180

UNCLASSIFIED

UNCLASSIFIED

TABLE OF CONTENTS (Continued)

<u>PART VII - PERSONNEL (Continued)</u>		<u>PAGE</u>
CIVILIAN PERSONNEL.		181 - 196
Subject:		
(U) INTRODUCTION (U)		181
(U) Table 114 - USAF Civilian Personnel Strength, Chargeable And Total Employment - By Month - As Of End Of FY 1975 (U)		182
(U) Table 115 - Total USAF Civilian Employment By U.S. Civilians And Non-U.S. Civilians, By Geographical Area - By Command - As Of 30 June 1975 (U)		183
(U) Table 116 - Civilian Average Salary Trend Comparison, By Command And Separate Operating Agency - General Schedule, Wage Supervisor, Wage Leader And Wage Grade Worker - At End Of FY 1975 (U)		184 - 185
(U) Table 117 - Civilian Women/Minority Group Employment, By Classification And Grade, By Race (With Summary) - As Of 30 June 1975 (U)		186 - 194
(U) Table 118 - USAF Summer Aides Youth Employment Programs - By Commands - As Of 30 June 1975 (U)		195
(U) Table 119 - Summary Of USAF Civilian Retirement Fund Transactions For The Calendar Year Ended 31 December 1974 and 31 December 1975 (U)		196
<u>PART VIII - MEDICAL</u>		
MEDICAL		197 - 204
Subject:		
(U) DEFINITIONS (U)		197
(U) Table 120 - Selected Data Concerning Medical Care Provided At Fixed Air Force Medical Facilities, World-Wide - FY 1971 Through FY 1975 (U)		198 - 199
(U) Table 121 - Admission Rates For Major Illness Groups, By Month And Geographic Area, Air Force Personnel - FY 1971 Through FY 1975 (U)		200 - 201
(U) Table 122 - Non-Effective Ratios For All Causes, By Month, Air Force Personnel World-Wide - FY 1971 Through FY 1975 (U)		202
(U) Table 123 - Hospitalized Ratios For All Causes, By Month, Air Force Personnel, World-Wide - FY 1971 Through FY 1975 (U)		203
(U) Table 124 - Number Of Individuals Completing Physiological Training According To Phase Of Training - FY 1971 Through FY 1975 (U)		204
<u>PART IX - SECURITY AND DISCIPLINE</u>		
THE AIR FORCE CORRECTION PROGRAM.		205 - 209
Subject:		
(U) INTRODUCTION AND DEFINITIONS (U)		205
(U) Table 125 - Correction Facilities Operated By Air Force Installations - Semi- Annually - FY 1975 (U)		206
(U) Table 126 - Air Force Prisoners - Total In Confinement - Semi-Annually - FY 1975 (U)		207
(U) Table 127 - Personnel In correctional Custody - Semi-Annually - FY 1975 (U)		208
(U) Table 128 - Total Releases From Correctional Custody - Semi-Annually - FY 1975 (U)		209
OFFICE OF SPECIAL INVESTIGATIONS.		211 - 214
Subject:		
(U) DEFINITIONS (U)		211
(U) Table 129 - Air Force Office Of Special Investigations District Boundary Map With PACAF And USAFE District Locations - As Of 30 June 1975(U)		212
(U) Table 130 - Special Investigations Conducted By The Air Force Office Of Special Investigations (AFOSI), World-Wide - FY 1975 (U)		213 - 214

UNCLASSIFIED

UNCLASSIFIED

TABLE OF CONTENTS (Continued)

PART IX - SECURITY AND DISCIPLINE (Continued)

	<u>PAGE</u>
THE JUDGE ADVOCATE GENERAL.	215 - 220
Subject:	
(U) INTRODUCTION AND DEFINITIONS (U)	215
(U) Table 131 - Annual Article 15 Activities And Number Of Article 15 Actions From The Judge Advocate General, USAF - For Fiscal Year 1975 (U)	216
(U) Table 132 - Annual Article 15 Activities And Punishments Imposed From The Judge Advocate General, USAF - For Fiscal Year 1975 (U)	217
(U) Table 133 - Annual Court-Martial Activities And Average Strength - Persons Tried By Courts-Martial From The Judge Advocate General, USAF - For Fiscal Year 1975 (U).	218
(U) Table 134 - Annual Court-Martial Activities And Trials Convened (Rates Per 1,000 Military Strength) From The Judge Advocate General, USAF - For Fiscal Year 1975 (U).	219
(U) Table 135 - Annual Court-Martial Activities And Convictions/Acquittals From The Judge Advocate General, USAF - For Fiscal Year 1975 (U)	220

PART X - COMPONENTS - AIR FORCE RESERVE AND AIR NATIONAL GUARD

AIR FORCE RESERVE	221 - 230
Subject:	
(U) INTRODUCTION AND DEFINITIONS (U)	221 - 222
(U) Table 136 - Air Force Reserve Personnel By Reserve Section, By Quarter - FY 1975 (U)	223
(U) Table 137 - Air Force Reserve Officers By Reserve Section, By Grade - 30 June 1975 (U).	224
(U) Table 138 - Air Force Reserve Airmen By Reserve Section, By Grade - 30 June 1975 (U).	225
(U) Table 139 - Reserve Officer Representation on Air Force Staff - 30 June 1975 (U).	226
(U) Table 140 - Air Force Reserve Aircraft Inventory By Functional Distribution - By Mission And Design - As Of End Of FY 1975 (U).	227
(U) Table 141 - Air Force Reserve Units And Physical Locations By States - As Of End Of FY 1975 (U).	228 - 229
(U) Table 142 - Age Distribution Of Air Force Reserve Aircraft Inventory By Mission And Design - As Of 30 June 1975 (U)	230
AIR NATIONAL GUARD.	231 - 236
Subject:	
(U) Table 143 - Air National Guard Aircraft Inventory By Functional Distribution, By Mission And Design - As Of End Of FY 1975 (U).	232 - 233
(U) Table 144 - Air National Guard Flying Units And Physical Locations - By States - As Of End Of FY 1975 (U).	234 - 235
(U) Table 145 - Age Distribution Of Air National Guard Aircraft Inventory By Mission And Design - As Of 30 June 1975 (U)	236

PART XI - FISCAL

FISCAL.	237 - 249
Subject:	
(U) INTRODUCTION AND EXPLANATION OF TERMS (U).	237
(U) Table 146 - Department Of The Air Force Fiscal 1975 Outlays (U)	238
(U) Table 147 - Department Of The Air Force Obligations Against All Programs During FY 1975 (U).	239 - 240

UNCLASSIFIED

TABLE OF CONTENTS (Continued)

PART XI - FISCAL (Continued)

	<u>PAGE</u>
(U) Table 148 - Total USAF Obligations During FY 1975 By Funding Category - Cumulative - At End Of FY 1975 (U)	241
(U) Table 149 - Total USAF Outlays During FY 1975 By Funding Category - Cumulative - At End Of FY 1975 (U)	242 - 243
(U) Table 150 - USAF Aircraft Procurement (3010) Status Of FY 1975 Program - By System - At End Of FY 1975 (U)	244
(U) Table 151 - USAF Missile Procurement (3020) - Status Of FY 1975 Program - By System At End Of FY 1975 (U)	245
(U) Table 152 - USAF Other Procurement (3080) - Status Of FY 1975 Program By System - At End Of FY 1975 (U)	246
(U) Table 153 - USAF Research, Development, Test And Evaluation (3600) - Status Of FY 1975 Program - By System - At End Of FY 1975 (U)	247
(U) Table 154 - USAF Operating Budget Military Personnel Direct Expenses - By Major Command And Major Forces - At End Of FY 1975 (U)	248
(U) Table 155 - USAF Operating Budget - Operation And Maintenance - Direct Expenses - By Major Command And Major Force Program - At End Of FY 1975 (U)	249

PART XII - TRANSPORTATION

TRANSPORTATION	251 - 156
Subject:	
(U) INTRODUCTION AND DEFINITIONS (U)	251
(U) Table 156 - Military Airlift Command Selected Transport Operations Of The Single Manager Operating Agency By User - FY 1975 (U)	252
(U) Table 157 - Military Airlift Command Selected Transport Operations Of The Single Manager Operating Agency By Activity - FY 1975 (U)	253
(U) Table 158 - Military Airlift Command Airlift Service, Industrial Fund Aircraft And Flying Hour Data - FY 1975 (U)	254
(U) Table 159 - Military Airlift Command Cost Of Commercial Airlift Procured For Single Manager Operating Agency, By Contractor - FY 1975 (U)	255
(U) Table 160 - Statement Of Revenue And Costs - Military Airlift Command USAF Industrial Fund - FY 1975 (U)	256

PART XIII - UNITED STATES AIR FORCES IN EUROPE

ORGANIZATIONAL CHANNELS	257 - 261
Subject:	
(U) INTRODUCTION (U)	257
(U) Table 161 - Command Channels Of SACEUR/USCINCEUR Associated With Operational Relations In Europe - As Of May 1975 (U)	258
(U) Table 162 - Command Channels Of Allied Command Associated With Operational Relations In Europe - As Of May 1975 (U)	259
(U) Table 163 - Command Channels Of United States European Command Associated With Operational Relations In Europe - As Of May 1975 (U)	260
(U) Table 164 - Command Channels Of United States Air Forces In Europe Associated With Operational Relations in Europe - As Of May 1975 (U)	261
(U) OPERATIONAL DATA	262 - 266
(U) Table 165 - Composition Of USAF Forces in Europe By Aircraft And Aircrews, By Operational Mission - As Of 30 June 1975 (S)	262
(U) Table 166 - USAF European Aircraft Deployment, By Mission - By Squadrons Actual And Programmed - By Quarter - As Of 30 June 1975 (S)	263
(U) Table 167 - USAF Operational Units (Beddown) By Bases And Type Of Aircraft - As Of 30 June 1975 (S)	264 - 266

UNCLASSIFIED

TABLE OF CONTENTS (Continued)PART XIII - UNITED STATES AIR FORCES IN EUROPE (Continued)

	<u>PAGE</u>
(U) STRENGTH (U)	267
(U) Table 168 - USAF Military And Civilian Personnel Strengths In Europe, By FY 1974, And FY 1975, By Countries - As Of 30 June 1975 (S) . . .	267
(U) FUNDS (U).	268
(U) Table 169 - International Balance Of Payments (Expenditures) - Actual Expend- itures By Fiscal Years 1971 Through 1975 - By European Countries - As Of 30 June 1975 (C).	268

UNCLASSIFIED

UNCLASSIFIED

LINEAGE OF USAF MAJOR COMMANDS AND SEPARATE OPERATING AGENCIES

AEROSPACE DEFENSE COMMAND (ADC)

Established as Air Defense Command, 21 March 1946; activated as a major command, 27 March 1946; reassigned, as an operational command, to Continental Air Command, 1 December 1948; discontinued, 1 July 1950; reestablished as a major command, 1 January 1951; redesignated Aerospace Defense Command, 15 January 1968.

AIR FORCE ACCOUNTING AND FINANCE CENTER (AFAFC)

Established as Air Force Finance Division and organized as a separate operating agency, 1 January 1951; redesignated Air Force Accounting and Finance Division, 1 September 1957; redesignated Air Force Accounting and Finance Center, 1 July 1959.

AIR FORCE AUDIT AGENCY (AFAA)

Constituted as Air Force Audit Agency and activated as a separate operating agency, 31 December 1971.

AIR FORCE COMMUNICATIONS SERVICE (AFCS)

Constituted as Army Airways Communications System Wing, 13 April 1943; activated as part of Flight Control Command, 26 April 1943; reassigned directly to Army Air Forces, 14 July 1943; redesignated Army Airways Communications System, 26 April 1944; redesignated Air Communications Service and reassigned to Air Transport Command, 13 March 1946; redesignated Airways and Air Communications Service, 11 September 1946; reassigned to Military Air Transport Service, 1 June 1948; relieved from assignment to Military Air Transport Service, elevated to a major command, and redesignated Air Force Communications Service, 1 July 1961.

AIR FORCE DATA AUTOMATION AGENCY (AFDAA)

Constituted as Air Force Data Automation Agency and activated as a separate operating agency, 29 February 1972.

AIR FORCE INSPECTION AND SAFETY CENTER (AFISC)

Constituted as Air Force Inspection and Safety Center and activated as a separate operating agency, 31 December 1971.

AIR FORCE INTELLIGENCE SERVICE (AFIS)

Constituted as Air Force Intelligence Service and activated as a separate operating agency, 27 June 1972.

AIR FORCE LOGISTICS COMMAND (AFLC)

Established as Army Air Forces Materiel and Services, 14 July 1944; organized as a major command, 17 July 1944; redesignated Army Air Forces Air Technical Service Command, 31 August 1944; redesignated Air Technical Service Command, 1 July 1945; redesignated Air Materiel Command, 9 March 1946; redesignated Air Force Logistics Command, 1 April 1961.

AIR FORCE MILITARY PERSONNEL CENTER (AFMPC)

Constituted as Air Force Military Personnel Center and activated as a separate operating agency, 31 December 1971.

AIR FORCE OFFICE OF SPECIAL INVESTIGATIONS (AFOSI)

Constituted as Air Force Office of Special Investigations and activated as a separate operating agency, 31 December 1971.

AIR FORCE RESERVE (AFRES)

Constituted as Air Force Reserve and activated as a separate operating agency, 21 June 1968; organized, 1 August 1968.

AIR FORCE SYSTEMS COMMAND (AFSC)

Established as Research and Development Command, 23 January 1950; organized as a major command, 1 February 1950; redesignated Air Research and Development Command, 16 September 1950; redesignated Air Force Systems Command, 1 April 1961.

AIR FORCE TEST AND EVALUATION CENTER (AFTEC)

Constituted as Air Force Test and Evaluation Center and activated as a separate operating agency, 1 January 1974.

AIR RESERVE PERSONNEL CENTER (ARPC)

Constituted as Air Reserve Records Center, 30 November 1956; activated as part of Continental Air Command, 1 January 1957; redesignated Air Reserve Personnel Center, 1 September 1965; made a separate operating agency, 1 August 1968.

AIR TRAINING COMMAND (ATC)

Established as a major command under designation Air Corps Flying Training Command, 23 January 1942; redesignated Army Air Forces Flying Training Command, March 1942; redesignated Army Air Forces Training Command, 31 July 1943; redesignated Air Training Command, 1 July 1946.

AIR UNIVERSITY (AU)

Established as Air Service School, 1920; redesignated Air Service Field Officers' School, 10 February 1921; redesignated Air Service Tactical School, 8 November 1922; redesignated Air Corps Tactical School, 18 August 1926; discontinued, 9 October 1942; reestablished as Army Air Forces School of Applied Tactics and assigned to Army Air Forces Center, 16 October 1943; redesignated Army Air Forces School, 1 June 1945; reassigned directly to Army Air Forces and given status of major command, 29 November 1945; redesignated Air University, 12 March 1946.

UNCLASSIFIED

UNCLASSIFIED

LINEAGE OF USAF MAJOR COMMANDS AND SEPARATE OPERATING AGENCIES (CONTINUED)

ALASKAN AIR COMMAND (AAC)

Constituted as Alaskan Air Force, 28 December 1941; activated as a major command, 15 January 1942; redesignated Eleventh Air Force, 5 February 1942; redesignated Alaskan Air Command, 18 December 1945.

HEADQUARTERS COMMAND USAF (USAF HQCOMD)

Established as Bolling Field Command and organized as a major command, 15 December 1946; redesignated Headquarters Command, United States Air Force, 17 March 1948.

MILITARY AIRLIFT COMMAND (MAC)

Established as Military Air Transport Service and organized as a major command, 1 June 1948; redesignated Military Airlift Command, 1 January 1966.

PACIFIC AIR FORCES (PACAF)

Constituted as Far East Air Forces, 31 July 1944; activated as a major command, 3 August 1944; redesignated Pacific Air Command, US Army, 6 December 1945; redesignated Far East Air Forces, 1 January 1947; redesignated Pacific Air Forces, 1 July 1957.

STRATEGIC AIR COMMAND (SAC)

Constituted as Continental Air Forces, 13 December 1944; activated as a major command, 15 December 1944; redesignated Strategic Air Command, 21 March 1946.

TACTICAL AIR COMMAND (TAC)

Established and activated as a major command, 21 March 1946; reassigned, as an operational command, to Continental Air Command, 1 December 1948; made an operational and administrative command under Continental Air Command, 20 September 1950; returned to status of major command, 1 December 1950.

UNITED STATES AIR FORCE ACADEMY (USAFA)

Established, 27 July 1954; activated as a separate operating agency, 14 August 1954.

UNITED STATES AIR FORCE SECURITY SERVICE (USAFSS)

Established, 20 October 1948; organized as a major command, 26 October 1948.

UNITED STATES AIR FORCES IN EUROPE (USAFE)

Constituted as Eighth Air Force, 19 January 1942; activated as a major command, 28 January 1942; redesignated United States Strategic Air Forces in Europe, 22 February 1944; redesignated United States Air Forces in Europe, 7 August 1945.

UNITED STATES AIR FORCES SOUTHERN COMMAND (USAFSO)

Constituted as Panama Canal Air Force, 19 October 1940; activated as a major command, 20 November 1940; redesignated Caribbean Air Force, 5 August 1941; redesignated Sixth Air Force, 5 February 1942; redesignated Caribbean Air Command, 31 July 1946; redesignated United States Air Forces Southern Command, 8 July 1963.

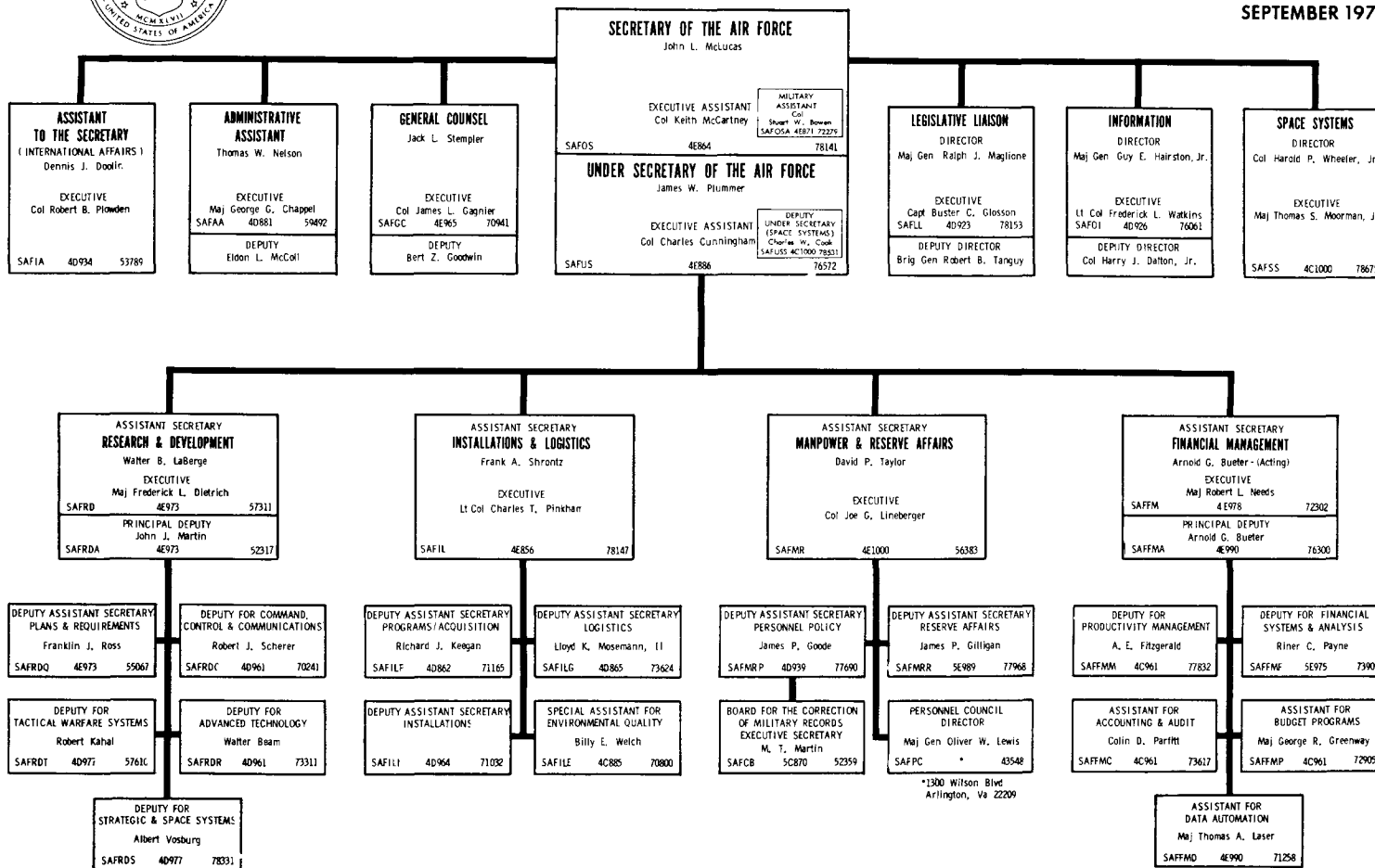
Source: The Albert F. Simpson Historical Research Center, USAF, Air University, Maxwell AFB, AL

UNCLASSIFIED



OFFICE OF THE SECRETARY OF THE AIR FORCE

SEPTEMBER 1975



UNCLASSIFIED

UNCLASSIFIED

AIR STAFF
DEPARTMENT OF THE AIR FORCE



CHIEF OF STAFF

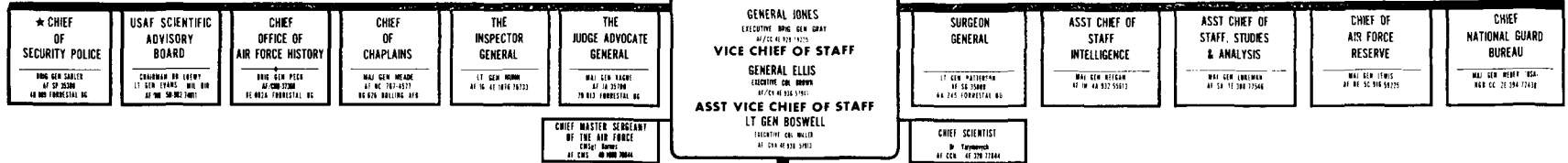
GENERAL JONES
EXECUTIVE BRIG GEN GRAY
AFSC 41 910 1215

VICE CHIEF OF STAFF

GENERAL ELLIS
EXECUTIVE COL BROWN
AFSC 41 310 5781

ASST VICE CHIEF OF STAFF

LT GEN BOSWELL
TECHN COL WALLO
AFSC 41 910 1101

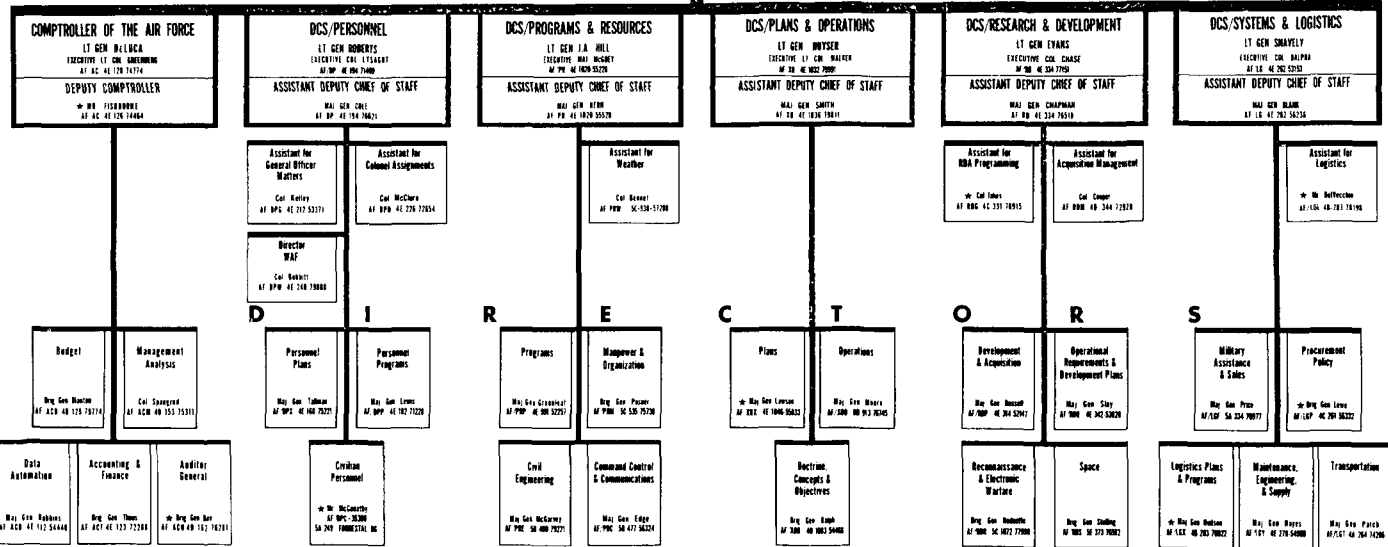


CHIEF MASTER SECRETARY OF THE AIR FORCE
CRISTAL TERRY
AFSC 41 910 1001

CHIEF SCIENTIST
Dr. FAYENBACH
AFSC 41 210 3300

DIRECTOR OF ADMINISTRATION
COL WELSH
AFSC 41 210 3300

AF BOARD STRUCTURE
SP5R COL BISH
COL WELSH
AFSC 41 210 3300



AFSC 41 210 3300 MARCH 1975 (Supersedes Ser 74)

* Indicates Changes Since Previous Issue

UNCLASSIFIED

UNCLASSIFIED

UNCLASSIFIED

SECRETARY OF DEFENSE AND EXECUTIVES AND COMMANDERS OF THE
UNITED STATES AIR FORCE DURING FY 1975

		TENURE	
		FROM	TO
SECRETARY OF DEFENSE	HON JAMES SCHLESINGER	2 Jul 73	-
SECRETARY OF THE AIR FORCE	HON JOHN L. McLUCAS Hon John L. McLucas (Acting)	19 Jul 73 - 15 May 73 -	18 Jul 73
Under Secretary of the Air Force	Hon James W. Plummer Hon John L. McLucas	20 Dec 73 - 17 Mar 69 -	18 Jul 73
Assistant Secretaries:			
Financial Management	Mr. Arnold G. Bueter (Acting) Hon William W. Woodruff	1 Aug 75 - 2 Apr 73 -	31 Jul 75
Research and Development	Hon Walter B. LaBerge Hon Joe C. Jones (Acting)	19 Sep 73 - 1 Jun 73 -	19 Sep 73
Installations and Logistics	Hon Frank A. Shrontz Hon Richard J. Keegan (Acting)	10 Oct 73 - 6 Aug 73 -	9 Oct 73
Manpower and Reserve Affairs	Hon David P. Taylor	6 Jun 74	-
Assistant to the Secretary for International Affairs	Mr. Dennis J. Doolin	21 Jul 74	-
Administrative Assistant	Mr. Thomas W. Nelson	29 Sep 71	-
General Counsel	Mr. Jack L. Stempler	6 Jan 70	-
Director, Legislative Liaison	Maj Gen Ralph J. Maglione Maj Gen Marion L. Boswell	1 Aug 74 - 29 May 73 -	1 Aug 74
Director, Information	Maj Gen Guy E. Hairston, Jr.	10 Jun 74	-
Space Systems	Col Harold P. Wheeler Brig Gen John E. Kulpa, Jr.	1 Oct 74 - 22 Jan 73 -	1 Oct 74
Special Projects	Brig Gen John E. Kulpa, Jr.	4 Aug 75	-
CHIEF OF STAFF	GEN DAVID C. JONES	1 Jul 74	-
Vice Chief of Staff	Gen Richard H. Ellis	1 Nov 73	-
Assistant Vice Chief of Staff	Lt Gen Marion L. Boswell Lt Gen Duward L. Crow	1 Aug 74 - 1 Oct 73 -	31 Jul 74
The Judge Advocate General	Maj Gen Harold R. Vague	1 Nov 73	-
The Inspector General	Lt Gen Donald G. Nunn Lt Gen Gerald W. Johnson	1 Sep 74 - 1 Oct 73 -	31 Aug 74
USAF Scientific Advisory Board	Dr. Robert G. Loewy	1 Nov 72	-
Chief of Chaplains	Maj Gen Henry J. Meade Maj Gen Roy M. Terry	1 Aug 74 - 1 Aug 70 -	31 Jul 74
Surgeon General	Lt Gen Robert A. Patterson	1 Aug 72	-
Office of Air Force Reserve	Maj Gen William Lyon Maj Gen Homer I. Lewis	16 Apr 75 - 8 Apr 71 -	6 Apr 75
Assistant Chief of Staff, Intelligence	Maj Gen George J. Keegan, Jr.	1 Mar 72	-

UNCLASSIFIED

UNCLASSIFIED

SECRETARY OF DEFENSE AND EXECUTIVES AND COMMANDERS OF THE
UNITED STATES AIR FORCE DURING FY 1975 (CONTINUED)

		TENURE	
		FROM	TO
CHIEF OF STAFF (Continued)			
Assistant Chief of Staff, Studies and Analysis	Maj Gen Robert P. Lukeman	10 Jan 72	-
Comptroller of the Air Force	Lt Gen Joseph R. DeLuca	1 Oct 73	-
Deputy Chief of Staff, Personnel	Lt Gen John W. Roberts	1 Oct 73	-
Deputy Chief of Staff, Programs and Resources	Lt Gen James A. Hill	1 Jul 74	-
Deputy Chief of Staff, Plans and Operations	Lt Gen Robert E. Huyser	1 Nov 73	-
Deputy Chief of Staff, Research and Development	Lt Gen William J. Evans	1 Aug 73	-
Deputy Chief of Staff, Systems and Logistics	Lt Gen William W. Snavelly	1 Jan 73	-
Office of Air Force History	Brig Gen Earl G. Peck	1 May 74	-
MAJOR COMMANDS AND SEPARATE OPERATING AGENIES			
Aerospace Defense Command (ADC)	Gen Lucius D. Clay, Jr.	1 Oct 73	-
Air Force Accounting and Finance Center (AF AFC)	Maj Gen Lucius Theus	24 Jun 74	-
Air Force Communications Service (AFCS)	Maj Gen Donald L. Werbeck	1 Nov 73	-
Air Force Data Automation Agency (AFDAA)	Maj Gen Jack B. Robbins	29 Feb 72	- 30 Jun 75
Air Force Logistics Command (AFLC)	Gen William V. McBride Gen Jack J. Catton	1 Sep 74 - 12 Sep 72	- 31 Aug 74
Air Force Reserve (AFRES)	Maj Gen William Lyon Maj Gen Homer I. Lewis	16 Apr 75 - 16 Mar 72	- 6 Apr 75
Air Force Systems Command (AFSC)	Gen Samuel C. Phillips	1 Aug 73	-
Air Reserve Personnel Center (AFRPC)	Col James E. Dalton Col Benjamin S. Catlin, III	27 Feb 75 - 2 Jan 70	- 26 Feb 75
Air Training Command (ATC)	Lt Gen George H. McKee Lt Gen William V. McBride	1 Sep 74 - 10 Sep 72	- 31 Aug 74
Air University (AU)	Lt Gen Felix M. Rogers	1 Nov 73	-
Alaskan Air Command (AAC)	Lt Gen James E. Hill Maj Gen Jack K. Gamble	1 Jul 75 - 20 Mar 73	- 30 Jun 75
Air Force Audit Agency (AFAA)	Brig Gen Thomas G. Bee Maj Gen Henry Simon	1 Dec 74 - 1 Mar 73	- 2 Sep 74
Air Force Inspection and Safety Center (AFIS)	Maj Gen Ranald T. Adams, Jr. Maj Gen Ernest T. Cragg	3 Sep 74 - 30 Nov 73	- 2 Sep 74
Air Force Intelligence Service (AFISC)	Maj Gen George J. Keegan, Jr.	27 Jun 72	-

UNCLASSIFIED

UNCLASSIFIED

SECRETARY OF DEFENSE AND EXECUTIVES AND COMMANDERS OF THE
UNITED STATES AIR FORCE DURING FY 1975 (CONTINUED)

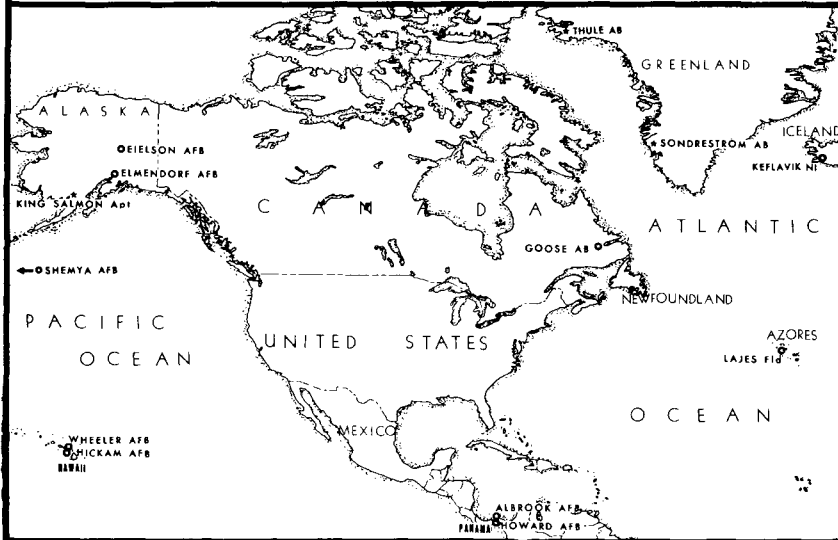
		TENURE	
		FROM	TO
MAJOR COMMANDS AND SEPARATE OPERATING AGENCIES (Continued)			
Air Force Military Personnel Center (AFMPC)	Maj Gen Walter D. Druen, Jr.	1 Apr 75	-
	Maj Gen Travis R. McNeil	15 Jun 73	31 Mar 75
Air Force Office of Special Investiga- tions (AFOSI)	Maj Gen William A. Temple	1 Apr 72	30 Jun 75
Air Force Test and Evaluation Center (AFTEC)	Maj Gen Richard G. Cross, Jr.	1 Sep 74	-
	Maj Gen John J. Burns	1 Mar 74	31 Aug 74
Headquarters Command, USAF (Hq Comd, USAF)	Maj Gen Maurice R. Reilly	1 Mar 74	-
Military Airlift Command (MAC)	Gen Paul K. Carlton	26 Sep 72	-
Pacific Air Forces (PACAF)	Gen Louis L. Wilson, Jr.	1 Jul 74	-
Strategic Air Command (SAC)	Gen Russell E. Dougherty	1 Aug 74	-
	Gen John C. Meyer	1 May 72	31 Jul 74
Tactical Air Command (TAC)	Gen Robert J. Dixon	1 Oct 73	
USAF Academy (USAFA)	Lt Gen James R. Allen	1 Aug 74	-
	Lt Gen Albert P. Clark	1 Aug 70	31 Jul 74
United States Air Forces in Europe (USAFE)	Gen John W. Vogt, Jr.	1 Jul 74	-
United States Air Forces Security Service (USAFSS)	Maj Gen Howard P. Smith, Jr.	24 May 74	-
United States Air Force Southern Command (USAFSO)	Maj Gen James M. Breedlove	1 Nov 74	-
	Maj Gen Arthur G. Salisbury	7 Apr 72	31 Oct 74

Source: Assistant for General Officers Matters, Deputy Chief of Staff, Personnel; and Management Division, Office of the Secretary of the Air Force.

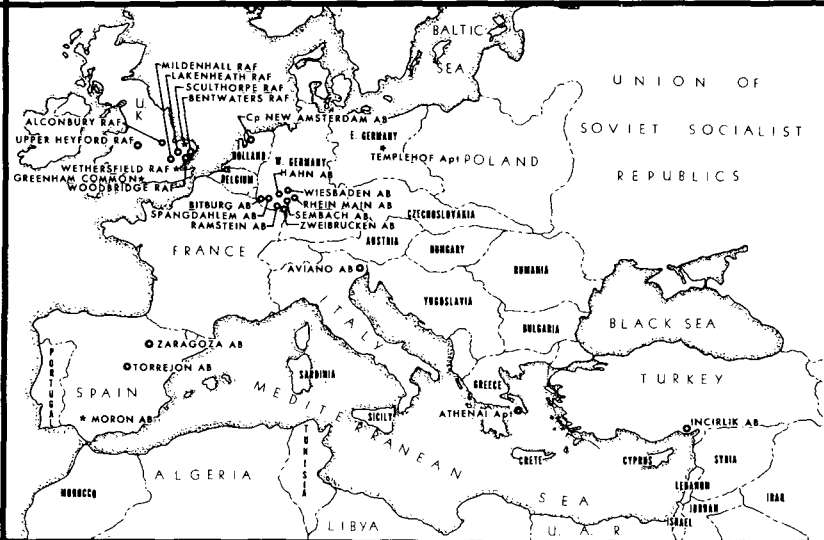
OPR: SAF/AA and AF/DPG.

UNCLASSIFIED

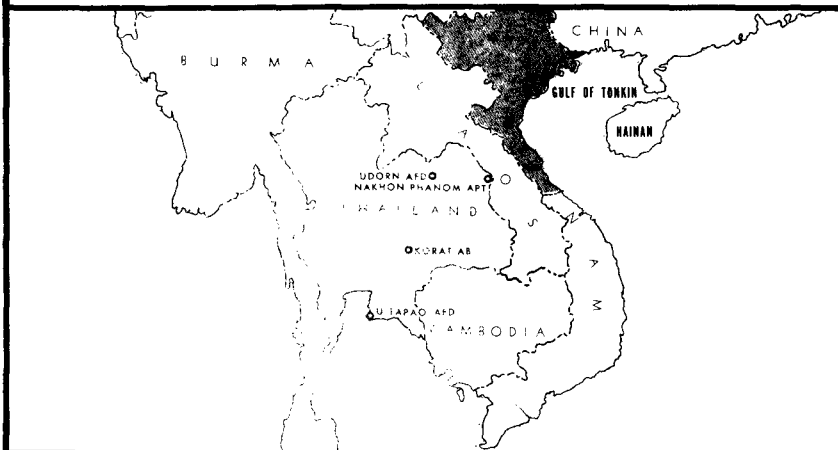
NORTH - CENTRAL AMERICA - ATLANTIC



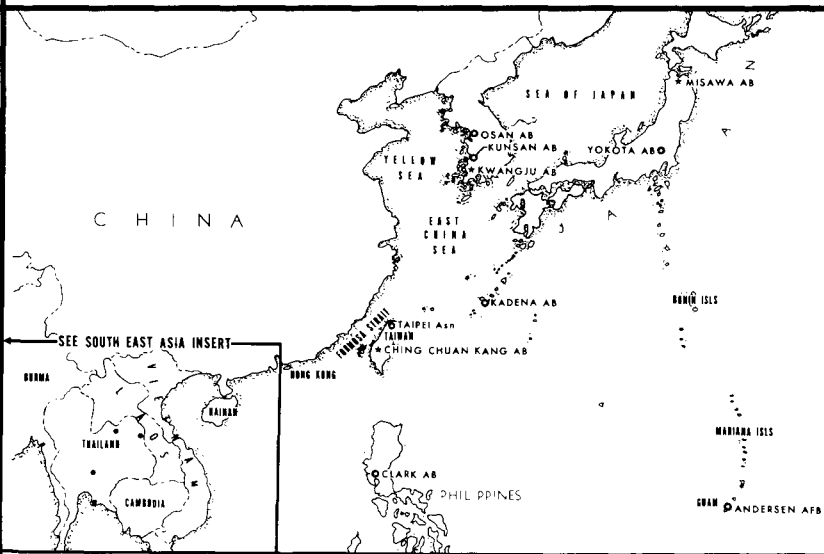
EUROPE - AFRICA - MIDDLE EAST



SOUTHEAST ASIA



PACIFIC AREA



**USAF MAJOR INSTALLATIONS
OUTSIDE CONTINENTAL U.S.**

AS OF 7 JULY 1975

○ USAF ACTIVE MAJOR INSTALLATIONS

* USAF DOB OR MAJOR ACTIVITY

UNCLASSIFIED

UNCLASSIFIED

UNCLASSIFIED

UNCLASSIFIED



Air Force Units & Capabilities

PART I

PART I

AIR FORCE UNITS AND CAPABILITIES

INTRODUCTION

Data in this section provide a summary of all USAF combat and flying support squadrons.

The tables contain data reflecting number and kind of squadrons; type of aircraft or missiles; command of assignment; deployment by geographical area; and combat readiness of squadrons, aircraft, missiles, aircrews and launch crews.

The tables on Deployment of USAF Combat Forces are new with this edition. These pages were formerly in the USAF Management Summary. Data in this edition will provide a baseline for future issues of the USAF Statistical Digest.

FUNCTIONS

The Forces have the following primary tasks:

STRATEGIC -- OFFENSIVE --- Long-range weapons delivery.

STRATEGIC -- DEFENSIVE --- Defending against enemy aerospace attack.

GENERAL PURPOSE --- Attaining air superiority over battle areas, providing close air support, interdicting enemy supply and communications facilities and providing air logistics support.

INTELLIGENCE AND COMMUNICATIONS --- Specified technical services.

AIRLIFT --- Deployment of personnel and equipment and air supply.

TABLE I - DEPLOYMENT OF USAF COMBAT FORCES BY SQUADRONS AND
TOTAL UNIT EQUIPPAGE - AT END OF FY 1975

	FY 1/76 DEPLOYMENT					FY 4/76 DEPLOYMENT					FY 4/77 DEPLOYMENT				
	TOTAL	CONUS	EUROPE	PACIFIC	OTHER	TOTAL	CONUS	EUROPE	PACIFIC	OTHER	TOTAL	CONUS	EUROPE	PACIFIC	OTHER
AIRCRAFT TOTAL	209 3666	151 2587	29 596	24 423	5 60	199 3663	151 2718	26 569	17 322	5 54	193 3537	146 2592	26 572	16 319	5 54
STRATEGIC BOMBER	27 396	26 382		1 14		26 396	25 382		1 14		26 396	25 382		1 14	
B-52	23 330	22 316		1 14		22 330	21 316		1 14		22 330	21 316		1 14	
FB-111	4 66	4 66				4 66	4 66				4 66	4 66			
TANKER (KC-135)	38 615	37 600	(-) 20	1(-) 15	(-) 20	35 615	34 600	(-) 20	1 15		35 583	34 568	(-) 20	1 15	(-) 3
DEF INTCP (F-106)	6 108	6 108				6 108	6 108				6 108	6 108			
AEW&C (EC-121)	1 12	1 12				1 6	1 6								
TACTICAL BOMBER/ FTR/INTCP/ATTACK	69 1524	35 744	21 480	11 264	2 36	71 1608	39 876	21 480	9 216	2 36	67 1512	35 780	21 480	9 216	2 36
A-7	10 216	9 192		1 24		8 192	8 192				5 120	5 120			
F-4C	7 126	1 18	4 72	1 24	1 12	5 108		3 72	1 24	1 12	4 84	2 48		1 24	1 12
F-4D	16 384	2 48	8 192	6 144		18 432	5 120	8 192	5 120		17 408	4 96	8 192	5 120	
F-4E	22 486	12 246	6 144	3 72	1 24	24 504	13 264	7 144	3 72	1 24	24 504	13 264	7 144	3 72	1 24
F-105	2 36	2 36				2 36	2 36				2 36	2 36			
F-111	12 276	9 204	3 72			12 288	9 216	3 72			12 288	9 216	3 72		
F-15						2 48	2 48				3 72		3 72		
RECON	18 273	10 160	5 90	2 27	1 2	15 217	9 140	3 54	2 27	1 2	14 216	9 142	3 54	1 18	1 2
RC-135	3 16	1 11	(-) 7	1 3	1 2	3 16	1 11	(-) 7	1 3	1 2	2 16	1 14	(-) 7	(-) 5	1 2
RF-4	12 216	6 108	5 90	1 18		9 162	5 90	3 54	1 18		9 162	5 90	3 54	1 18	
SR-71	1 8	1 8		(-) 3		1 8	1 8		(-) 3		1 8	1 8		(-) 3	
DC-130	1 8	1 8				1 6	1 6				1 5	1 5			
U-2	1 19	1 19		(-) 4		1 19	1 19		(-) 4		1 19	1 19		(-) 4	
CH-3	0 6	0 6				0 6	0 6				0 6	0 6			

1. The aircraft and units are on rotation and included in the "CONUS" total.
NOTE: FY 4/76 and 4/77 are programmed numbers.

CLASSIFIED BY: AF/PRP
EXEMPT FROM GENERAL DE-
CLASSIFICATION SCHEDULE
OF EXECUTIVE ORDER 11652
EXEMPTION CATEGORY 3
DECLASSIFY ON: 31 DEC 2010

TABLE I - DEPLOYMENT OF USAF COMBAT FORCES BY SQUADRONS AND
TOTAL UNIT EQUIPPAGE - AT END OF FY 1975 (CONTINUED)

	FY 1/76 DEPLOYMENT					FY 4/76 DEPLOYMENT					FY 4/77 DEPLOYMENT				
	TOTAL	CONUS	EUROPE	PACIFIC	OTHER	TOTAL	CONUS	EUROPE	PACIFIC	OTHER	TOTAL	CONUS	EUROPE	PACIFIC	OTHER
TACTICAL DRONE	1 6	1 6				1 8	1 8				1 9	1 9			
CH-3	0 3	0 3				0 3	0 3				0 4	0 4			
DC-130	1 3	1 3				1 5	1 5				1 5	1 5			
TACTICAL AIR SPT ²	10 131	4 59	2 22	3 44	1 6	9 135	4 70	2 35	2 24	1 6	9 143	4 75	2 38	2 24	1 6
SOS (Variable UE) ³	5 25	1 4	1 4	3 17		3 32	3 32				3 32	3 32			
AIRLIFT - TOTAL	34 576	30 512		3 48	1 16	32 538	29 496		2 32	1 10	32 538	29 496		2 32	1 10
STRATEGIC - SUB-TOTAL	17 304	17 304				17 304	17 304				17 304	17 304			
C-5	4 70	4 70				4 70	4 70				4 70	4 70			
C-141	13 234	13 234				13 234	13 234				13 234	13 234			
TACTICAL - SUB-TOTAL	17 272	13 208		3 48	1 16	15 234	12 192		2 32	1 10	15 234	12 192		2 32	1 10
C-130	17 272	13 208	(2) ¹ (32)	3 48	1 16	15 234	12 192	(2) ¹ (32)	2 32	1 10	15 234	12 192	(2) ¹ (32)	2 32	1 10

MISSILES - TOTAL	26 1054	26 1054				26 1054	26 1054				26 1054	26 1054			
MM I, II, & III	20 1000	20 1000				20 1000	20 1000				20 1000	20 1000			
TITAN II	6 54	6 54				6 54	6 54				6 54	6 54			

¹The aircraft and units are in rotation and included in CONUS total.

²Tactical Air Support Squadrons are equipped with O-2A, OV-10, CH-3, or CH-53 Aircraft.

³Special Operations Squadrons are equipped with C-130, AC-130, and UH-1 aircraft.

NOTE: FY 4/76 and 4/77 are programmed numbers.

OPR: AF/PRPOA (CONUS)
AF/PRPOB (OVERSEAS)

Source: PD-77-2

CLASSIFIED BY: AF/PRP
EXEMPT FROM GENERAL DE-
CLASSIFICATION SCHEDULE
OF EXECUTIVE ORDER 11652
EXEMPTION CATEGORY 3
DECLASSIFY ON: 31 DEC 2010

TABLE 2 - USAF COMBAT FORCES, BY KIND OF UNIT, BY GEOGRAPHICAL AREA, WORLD-WIDE - AT END OF MONTH - FY 1975

THIS TABLE REFLECTS SQUADRONS DEPLOYED BY GEOGRAPHICAL AREA. SOME UNITS ARE COMPOSITES MADE UP OF AIRCRAFT FROM MORE THAN ONE UNIT OR ARE UNITS HAVING 50 PERCENT OR MORE OF THEIR AIRCRAFT ON ROTATION OR TEMPORARY DUTY IN APPLICABLE AREA.

KIND OF UNIT	TOTALS	JUL	AUG	SEP	OCT	NOV	DEC	JAN	FEB	MAR	APR	MAY	JUN
CONTINENTAL UNITED STATES													
STRATEGIC - OFFENSIVE													
BOMB B-52, FB-111A/B				23	23	23	24	24	24	24	24	24	22
STRATEGIC RECONNAISSANCE SR-71A				1	1	1	1	1	1	1	1	1	1
AIR REFUELING KC-135A/Q				37	37	37	37	38	38	38	38	38	39
MISSILE AUGMENTATION AGM-28B				17	17	17	19	19	19	19	19	19	18
STRATEGIC MISSILE LGM-25C, LGM-30B/F/G				36	36	36	36	36	36	36	36	36	36
STRATEGIC - DEFENSIVE													
FIGHTER INTERCEPTOR F-101B/F, F-104A/B, F-106A/B				6	6	6	6	6	6	6	6	6	6
AIRBORNE EARLY WARNING AND CONTROL C/EC/TC-121				2	2	2	2	2	2	2	2	2	2
DEFENSE SYSTEM EVALUATION B/EB-57, F-100C/F				1	1	1	1	1	1	1	1	1	1
GENERAL PURPOSE													
TACTICAL FIGHTER F-4D/E, F-100D/F, F-105D/F, F-111A/E				34	34	34	34	34	34	34	34	34	36
TACTICAL RECONNAISSANCE RF-4C, RF-101A				6	6	6	6	6	6	6	6	6	6
TACTICAL ELECTRONIC WARFARE EB-66C/E, DC-130, C/EC-47D/N/P/Q				1	1	1	1	1	1	1	1	1	1

NOTE: INFORMATION FOR THE MONTHS OF JUL AND AUG HAS BEEN OMITTED ON THIS TABLE DUE TO INCOMPLETE AND UNRELIABLE STATISTICS. YEARLY TOTALS HAVE BEEN OMITTED BECAUSE TRUE TOTALS COULD NOT BE DETERMINED.

CLASSIFIED BY JCS. SUBJECT TO GENERAL
DECLASSIFICATION SCHEDULE OF
EXECUTIVE ORDER 11652. AUTOMATICALLY
DOWNGRADED AT TWO YEAR INTERVALS
DESTROY WHEN SUPERCEDED
DECLASSIFIED ON 31 DEC 1983

TABLE 2 - USAF COMBAT FORCES, BY KIND OF UNIT, BY GEOGRAPHICAL AREA, WORLD-WIDE - AT END OF MONTH - FY 1975 (CONTINUED)

THIS TABLE REFLECTS SQUADRONS DEPLOYED BY GEOGRAPHICAL AREA. SOME UNITS ARE COMPOSITES MADE UP OF AIRCRAFT FROM MORE THAN ONE UNIT OR ARE UNITS HAVING 50 PERCENT OR MORE OF THEIR AIRCRAFT ON ROTATION OR TEMPORARY DUTY IN APPLICABLE AREA.

CONTINENTAL UNITED STATES (CONTINUED)													
KIND OF UNIT	TOTALS	JUL	AUG	SEP	OCT	NOV	DEC	JAN	FEB	MAR	APR	MAY	JUN
TACTICAL AIRLIFT C-130A/B/E				14	14	14	14	13	14	14	14	14	15
TACTICAL AIR CONTROL SYSTEM O-2A, OV-10A, CH-3E				4	4	4	4	4	4	4	4	4	4
AIRBORNE COMMAND POST (CINCS) EC-135P				3	3	3	3	3	3	3	3	3	3
INTELLIGENCE AND COMM													
WEATHER SERVICE C-130B, WC-135B, RB-57C/F				2	2	2	2	2	2	2	2	2	2
AEROSPACE RESCUE/RECOVERY HC-130H				7	7	7	7	7	7	7	7	7	7
NATIONAL EMERGENCY AIRBORNE CMD POST EC-135J				1	1	1	1	1	1	1	1	1	1
AIRLIFT													
MILITARY AIRLIFT C-124C, C-133A/B, C-141A				20	20	20	20	20	20	20	20	20	20
AEROMEDICAL AIRLIFT C-9A, C-118A, C-131A				1	1	1	1	1	1	1	1	1	1
EUROPE - (ENGLAND, GERMANY, ITALY, NETHERLANDS, SPAIN, TURKEY)													
STRATEGIC - DEFENSIVE													
FIGHTER INTERCEPTOR F-101B/F, F-104A/B, F-106A/B				3	3	3	3	3	3	3	3	3	3
GENERAL PURPOSE													
TACTICAL FIGHTER F-4D/E, F-100D/F, F-105D/F, F-111A/E				18	18	18	18	18	18	18	18	18	18
TACTICAL RECONNAISSANCE RF-4C, RF-101A				5	5	5	5	5	5	5	5	5	5

NOTE: INFORMATION FOR THE MONTHS OF JUL AND AUG HAS BEEN OMITTED ON THIS TABLE DUE TO INCOMPLETE AND UNRELIABLE STATISTICS. YEARLY TOTALS HAVE BEEN OMITTED BECAUSE TRUE TOTALS COULD NOT BE DETERMINED.

CLASSIFIED BY JCS. SUBJECT TO GENERAL DECLASSIFICATION SCHEDULE OF EXECUTIVE ORDER 11652. AUTOMATICALLY DOWNGRADED AT TWO YEAR INTERVALS DESTROY WHEN SUPERCEDED DECLASSIFIED ON 31 DEC 1983

TABLE 2 - USAF COMBAT FORCES, BY KIND OF UNIT, BY GEOGRAPHICAL AREA, WORLD-WIDE - AT END OF MONTH - FY 1975 (CONTINUED)

THIS TABLE REFLECTS SQUADRONS DEPLOYED BY GEOGRAPHICAL AREA. SOME UNITS ARE COMPOSITES MADE UP OF AIRCRAFT FROM MORE THAN ONE UNIT OR ARE UNITS HAVING 50 PERCENT OR MORE OF THEIR AIRCRAFT ON ROTATION OR TEMPORARY DUTY IN APPLICABLE AREA.

EUROPE - (ENGLAND, GERMANY, ITALY, NETHERLANDS, SPAIN, TURKEY) (CONTINUED)													
KIND OF UNIT	TOTALS	JUL	AUG	SEP	OCT	NOV	DEC	JAN	FEB	MAR	APR	MAY	JUN
SPECIAL OPERATIONS													
UH-1F/P, CH-3E, U-10B, A-26A, T-28D A-37B,C/VC-47A/D, CH-53C, AC-119K, C/UC-123K, C-130E				1	1	1	1	1	1	1	1	1	1
TACTICAL AIR CONTROL SYSTEM O-2A, OV-10A, CH-3E													1
AIRBORNE COMMAND POST (CINCS) EC-135P				1	1	1	1	1	1	1	1	1	1
AEROSPACE RESCUE/RECOVERY HC-130H				1	1	1	1	1	1	1	1	1	1
AEROMEDICAL AIRLIFT C-9A, C-118A, C-131A				1	1	1	1	1	1	1	1	1	1
ATLANTIC AREA (AZORES, BERMUDA, GREENLAND, ICELAND, PUERTO RICO, CANAL ZONE)													
STRATEGIC - DEFENSIVE													
FIGHTER INTERCEPTOR F-101B/F, F-104A/B, F-106A/B				1	1	1	1	1	1	1	1	1	1
PACIFIC AREA (GUAM, HAWAII, JAPAN, KOREA, OKINAWA, PHILIPPINES, SOUTH VIETNAM, THAILAND, TAIWAN)													
STRATEGIC - OFFENSIVE													
BOMB B-52, FB-111A/B				1	1	1	1	1	1	1	1	1	1
AIR REFUELING KC-135A/Q KC-135A/Q				1	1	1	1	1	1	1	1	1	1
GENERAL PURPOSE													
TACTICAL FIGHTER F-4D/E, F-100D/F, F-105D/F, F-111A/E				14	14	14	14	14	14	14	14	14	12
TACTICAL RECONNAISSANCE RF-4C, RF-101A				2	2	2	2	2	2	2	2	2	2

NOTE: INFORMATION FOR THE MONTHS OF JUL AND AUG HAS BEEN OMITTED ON THIS TABLE DUE TO INCOMPLETE AND UNRELIABLE STATISTICS. YEARLY TOTALS HAVE BEEN OMITTED BECAUSE TRUE TOTALS COULD NOT BE DETERMINED.

CLASSIFIED BY JCS. SUBJECT TO GENERAL DECLASSIFICATION SCHEDULE OF EXECUTIVE ORDER 11652. AUTOMATICALLY DOWNGRADED AT TWO YEAR INTERVALS DESTROY WHEN SUPERCEDED DECLASSIFIED ON 31 DEC 1983

TABLE 2 - USAF COMBAT FORCES, BY KIND OF UNIT, BY GEOGRAPHICAL AREA, WORLD-WIDE - AT END OF MONTH - FY 1975 (CONTINUED)

THIS TABLE REFLECTS SQUADRONS DEPLOYED BY GEOGRAPHICAL AREA. SOME UNITS ARE COMPOSITES MADE UP OF AIRCRAFT FROM MORE THAN ONE UNIT OR ARE UNITS HAVING 50 PERCENT OR MORE OF THEIR AIRCRAFT ON ROTATION OR TEMPORARY DUTY IN APPLICABLE AREA.

PACIFIC AREA (GUAM, HAWAII, JAPAN, KOREA, OKINAWA, PHILIPPINES, SOUTH VIETNAM, THAILAND, TAIWAN) (CONTINUED)													
KIND OF UNIT	TOTALS	JUL	AUG	SEP	OCT	NOV	DEC	JAN	FEB	MAR	APR	MAY	JUN
SPECIAL OPERATIONS UH-1F/P, CH-3E, U-10B, A-26A, T-28D A-37B, C/VC-47A/D, CH-53C, AC-119K, C/UC-123K, C-130E				3	3	3	3	3	3	3	3	3	3
TACTICAL AIRLIFT C-130A/B/E				3	3	3	3	3	3	3	3	3	3
TACTICAL AIR CONTROL SYSTEM O-2A, OV-10A, CH-3E				3	3	3	3	3	3	3	3	3	3
AIRBORNE COMMAND POST (CINCS) EC-135P				2	2	2	2	2	2	2	2	2	2
INTELLIGENCE AND COMM													
WEATHER SERVICE C-130B, WC-135B, RB-57C/F				1	1	1	1	1	1	1	1	1	1
AEROSPACE RESCUE/RECOVERY HC-130H				5	5	5	5	5	5	5	5	5	5
AEROMEDICAL AIRLIFT C-9A, C-118A, C-131A												1	1
ALASKA													
GENERAL PURPOSE													
TACTICAL FIGHTER F-4D/E, F-100D/F, F-105D/F, F-111A/E				1	1	1	1	1	1	1	1	1	1
SPECIAL OPERATIONS UH-1F/P, CH-3E, U-10B, A-26A, T-28D A-37B, C/VC-47A/D, CH-53C, AC-119K, C/UC-123K, C-130E				1	1	1	1	1	1	1	1	1	1
TACTICAL AIRLIFT C-130A/B/E				1	1	1	1	1	1	1	1	1	1
TACTICAL AIR CONTROL SYSTEM O-2A, OV-10A, CH-3E				1	1	1	1	1	1	1	1	1	1

NOTE: INFORMATION FOR THE MONTHS OF JUL AND AUG HAS BEEN OMITTED ON THIS TABLE DUE TO INCOMPLETE AND UNRELIABLE STATISTICS. YEARLY TOTALS HAVE BEEN OMITTED BECAUSE TRUE TOTALS COULD NOT BE DETERMINED.

SOURCE: USAF FORCE STATUS AND IDENTITY REPORT
OPR: AF/XOOCOAB

CLASSIFIED BY JCS. SUBJECT TO GENERAL
DECLASSIFICATION SCHEDULE OF
EXECUTIVE ORDER 11652. AUTOMATICALLY
DOWNGRADED AT TWO YEAR INTERVALS
DESTROY WHEN SUPERCEDED
DECLASSIFIED ON 31 DEC 1983

TABLE 3 - USAF COMBAT FORCES, BY KIND OF UNIT, BY COMMAND OF ASSIGNMENT, WORLD-WIDE - AT END OF QUARTER - FY 1975

TABLE REFLECTS THE NUMBER OF SQUADRONS ORGANIZED IN USAF COMBAT FORCES BY COMMAND OF ASSIGNMENT AS PROGRAMMED IN THE USAF FORCE STRUCTURE. UNITS ASSIGNED TO CONUS COMMANDS AND LOCATED OVERSEAS ARE INCLUDED WITH THE CONUS COMMAND TO WHICH ASSIGNED.

KIND OF UNIT	30 SEP 1974	31 DEC 1974	31 MAR 1975	30 JUN 1975
ALASKAN AIR COMMAND				
GENERAL PURPOSE				
TACTICAL FIGHTER	1	1	1	1
SPECIAL OPERATIONS	1	1	1	1
TACTICAL AIRLIFT	1	1	1	1
TACTICAL AIR CONTROL SYSTEM	1	1	1	1
AEROSPACE DEFENSE COMMAND				
STRATEGIC - DEFENSIVE				
FIGHTER INTERCEPTOR	7	7	7	7
AIRBORNE EARLY WARNING AND CONTROL	1	1	1	1
DEFENSE SYSTEM EVALUATION	1	1	1	1
US AIR FORCES EUROPE				
STRATEGIC - DEFENSIVE				
FIGHTER INTERCEPTOR	3	3	3	3
GENERAL PURPOSE				
TACTICAL FIGHTER	18	18	18	18
TACTICAL RECONNAISSANCE	5	5	5	5
SPECIAL OPERATIONS	1	1	1	1
TACTICAL AIRLIFT	1	1	1	1
TACTICAL AIR CONTROL SYSTEM				
AIRBORNE COMMAND POST (CINCS)	1	1	1	1
AIRLIFT				
AEROMEDICAL AIRLIFT	1	1	1	1
USAF SOUTHERN COMMAND				
GENERAL PURPOSE				
TACTICAL FIGHTER				1
INTELLIGENCE AND COMM				
NATIONAL EMERGENCY AIRBORNE CMD POT		1	1	1

CLASSIFIED BY JCS. SUBJECT TO GENERAL
DECLASSIFICATION SCHEDULE OF
EXECUTIVE ORDER 11652. AUTOMATICALLY
DOWNGRADED AT TWO YEAR INTERVALS
DESTROY WHEN SUPERCEDED.
DECLASSIFIED ON 31 DEC 1983

TABLE 3 - USAF COMBAT FORCES, BY KIND OF UNIT, BY COMMAND OF ASSIGNMENT, WORLD-WIDE - AT END OF QUARTER - FY 1975 (CONTINUED)

TABLE REFLECTS THE NUMBER OF SQUADRONS ORGANIZED IN USAF COMBAT FORCES BY COMMAND OF ASSIGNMENT AS PROGRAMMED IN THE USAF FORCE STRUCTURE. UNITS ASSIGNED TO CONUS COMMANDS AND LOCATED OVERSEAS ARE INCLUDED WITH THE CONUS COMMAND TO WHICH ASSIGNED.

KIND OF UNIT	30 SEP 1974	31 DEC 1974	31 MAR 1975	30 JUN 1975
MILITARY AIRLIFT COMMAND				
GENERAL PURPOSE TACTICAL AIRLIFT				19
INTELLIGENCE AND COMM WEATHER SERVICE	3	3	3	3
AEROSPACE RESCUE/RECOVERY	14	14	14	14
AIRLIFT MILITARY AIRLIFT	20	20	20	20
AEROMEDICAL AIRLIFT	1	1	1	3
PACIFIC AIR FORCES				
GENERAL PURPOSE TACTICAL FIGHTER	14	14	14	12
TACTICAL RECONNAISSANCE	2	2	2	2
SPECIAL OPERATIONS	3	3	3	3
TACTICAL AIRLIFT	3	3	3	
TACTICAL AIR CONTROL SYSTEM	3	3	3	3
AIRBORNE COMMAND POST (CINCS)	2	2	2	2
STRATEGIC AIR COMMAND				
STRATEGIC - OFFENSIVE				
BOMB	24	25	25	23
STRATEGIC RECONNAISSANCE	1	1	1	1
AIR REFUELING	38	38	39	40
MISSILE AUGMENTATION	17	19	19	18
STRATEGIC MISSILE	36	36	36	36
GENERAL PURPOSE AIRBORNE COMMAND POST (CINCS)	3	3	3	3
TACTICAL AIR COMMAND				
STRATEGIC - DEFENSIVE AIRBORNE EARLY WARNING AND CONTROL	1	1	1	1

CLASSIFIED BY JCS. SUBJECT TO GENERAL
DECLASSIFICATION SCHEDULE OF
EXECUTIVE ORDER 11652. AUTOMATICALLY
DOWNGRADED AT TWO YEAR INTERVALS
DESTROY WHEN SUPERCEDED.
DECLASSIFIED ON 31 DEC 1983

TABLE 3 - USAF COMBAT FORCES, BY KIND OF UNIT, BY COMMAND OF ASSIGNMENT, WORLD-WIDE - AT END OF QUARTER - FY 1975 (CONTINUED)

TABLE REFLECTS THE NUMBER OF SQUADRONS ORGANIZED IN USAF COMBAT FORCES BY COMMAND OF ASSIGNMENT AS PROGRAMMED IN THE USAF FORCE STRUCTURE. UNITS ASSIGNED TO CONUS COMMANDS AND LOCATED OVERSEAS ARE INCLUDED WITH THE CONUS COMMAND TO WHICH ASSIGNED.

KIND OF UNIT	30 SEP 1974	31 DEC 1974	31 MAR 1975	30 JUN 1975
TACTICAL AIR COMMAND (CONTINUED)				
GENERAL PURPOSE				
TACTICAL FIGHTER	34	34	34	35
TACTICAL RECONNAISSANCE	6	6	6	6
TACTICAL ELECTRONIC WARFARE	1	1	1	1
TACTICAL AIRLIFT	13	13	13	

SOURCE: USAF FORCE STATUS AND IDENTITY REPORT
 OPR: AF/XOOCOAB

CLASSIFIED BY JCS. SUBJECT TO GENERAL
 DECLASSIFICATION SCHEDULE OF
 EXECUTIVE ORDER 11652. AUTOMATICALLY
 DOWNGRADED AT TWO YEAR INTERVALS
 DESTROY WHEN SUPERCEDED.
 DECLASSIFIED ON 31 DEC 1983

TABLE 4 -- USAF COMBAT FORCES, READINESS STATUS OF AIRCRAFT AND AIRCREWS IN SELECTED KINDS OF UNITS,
BY WEAPONS SYSTEM -- AT END OF QUARTER -- FY 1975

WEAPONS SYSTEM	SQUADRONS ORGANIZED	SQUADRONS EQUIPED	AIRCRAFT			AIRCREWS		
			AUTHORIZED	POSSESSED	READY	AUTHORIZED	POSSESSED	READY
*** 30 SEPTEMBER 1974 ***								
STRATEGIC - OFFENSIVE								
BOMB B-52, B-58, FB-111B	24	24	1297	395	361	686	639	578
STRATEGIC RECONNAISSANCE SR-71A	1	1	20	8	6	11	12	11
AIR REFUELING KC-135	38	38	1254	209	194	869	369	365
STRATEGIC - DEFENSIVE								
FIGHTER INTERCEPTOR F-105B/F, F-104A/B, F-106A/B	10	10	302	167	133	234	241	224
AIRBORNE EARLY WARNING AND CONTROL E/EC-121	2	2	17	13	7	25	22	16
DEFENSE SYSTEM EVALUATION B/EB-57, F-100C/F	1	1	22	20	8	23	25	23
GENERAL PURPOSE								
TACTICAL FIGHTER F-4C/D/E, F-100D/F, F-105B/D/F, F-111A	67	67	1870	1340	1077	1632	1474	1074
TACTICAL RECONNAISSANCE RF-4C, RF-101A/C, T-39A, RB-57E	13	13	285	241	165	265	219	187
TACTICAL ELECTRONIC WARFARE EB-66C/E, EC-47	1	1	9	6	4	10	9	8
SPECIAL OPERATIONS A-1E/G/H/J, UH-1F/P, O-2B, CH-3E U-10B/D, A-26A, T-28D, A-37A C/AC/VC-47A/D, AC-119G/K, C/UC-123B/K	5	5	56	40	29	67	64	56

NOTE: AIRCRAFT READINESS DATA REFLECTS TOTAL EQUIPMENT READY CONVENTIONAL, NUCLEAR, DUAL AND OTHER.

CLASSIFIED BY JCS. SUBJECT TO GENERAL
DECLASSIFICATION SCHEDULE OF
EXECUTIVE ORDER 11652. AUTOMATICALLY
DOWNGRADED AT TWO YEAR INTERVALS
DESTROY WHEN SUPERCEDED.
DECLASSIFIED ON 31 DEC 1983

TABLE 4 - USAF COMBAT FORCES, READINESS STATUS OF AIRCRAFT AND AIRCREWS IN SELECTED KINDS OF UNITS,
BY WEAPONS SYSTEM - AT END OF QUARTER - FY 1975 (CONTINUED)

WEAPONS SYSTEM	SQUADRONS ORGANIZED	SQUADRONS EQUIPED	AIRCRAFT			AIRCREWS		
			AUTHORIZED	POSSESSED	READY	AUTHORIZED	POSSESSED	READY
*** 30 SEPTEMBER 1974 (CONTINUED) ***								
GENERAL PURPOSE								
TACTICAL AIRLIFT C-7A,C-123,C-124C,C-130	18	18	349	232	167	532	449	347
TACTICAL AIR CONTROL SYSTEM O-1E/F/G,O-2A,OV-10A,C-130E	8	8	464	125	99	253	211	160
AIRBORNE COMMAND POST (CINCS) EC-135H/P	6	6	42	36	33	77	81	78
AIRLIFT								
MILITARY AIRLIFT C-124,C-133,C-141	20	20	275	253	182	504	431	371
AEROMEDICAL AIRLIFT C-9A,C-118A,C-131A,C-124C	2	2	16	16	15	31	36	36
*** 31 DECEMBER 1974 ***								
STRATEGIC - OFFENSIVE								
BOMB B-52, B-58, FB-111B	25	25	1552	425	386	686	641	593
STRATEGIC RECONNAISSANCE SR-71A	1	1	20	8	6	11	12	11
AIR REFUELING KC-135	38	38	1224	220	205	869	372	369
STRATEGIC - DEFENSIVE								
FIGHTER INTERCEPTOR F-101B/F, F-104A/B, F-106A/B	10	10	254	170	129	234	239	225
AIRBORNE EARLY WARNING AND CONTROL E/EC/TC-121	2	2	17	13	4	25	22	15
DEFENSE SYSTEM EVALUATION B/EB-57,F-100C/F	1	1	21	19	12	23	24	22

NOTE: AIRCRAFT READINESS DATA REFLECTS TOTAL EQUIPMENT READY CONVENTIONAL; NUCLEAR; DUAL AND OTHER.

CLASSIFIED BY JCS. SUBJECT TO GENERAL
DECLASSIFICATION SCHEDULE OF
EXECUTIVE ORDER 11652. AUTOMATICALLY
DOWNGRADED AT TWO YEAR INTERVALS
DESTROY WHEN SUPERCEDED.
DECLASSIFIED ON 31 DEC 1983

TABLE 4 - USAF COMBAT FORCES, READINESS STATUS OF AIRCRAFT AND AIRCREWS IN SELECTED KINDS OF UNITS,
BY WEAPONS SYSTEM - AT END OF QUARTER - FY 1975 (CONTINUED)

WEAPONS SYSTEM	SQUADRONS ORGANIZED	SQUADRONS EQUIPED	AIRCRAFT			AIRCREWS		
			AUTHORIZED	POSSESSED	READY	AUTHORIZED	POSSESSED	READY
*** 31 DECEMBER 1974 (CONTINUED) ***								
GENERAL PURPOSE TACTICAL FIGHTER F-4C/D/E,F-100D/F,F-105B/D/F,F-111A	67	67	1652	1364	903	1631	1470	1095
TACTICAL RECONNAISSANCE RF-4C,RF-101A/C,T-39A,RB-57E	13	13	284	245	200	266	219	188
TACTICAL ELECTRONIC WARFARE EB-66C/E,EC-47	1	1	7	5	1	10	8	4
SPECIAL OPERATIONS A-1E/G/H/J,UH-1F/P,O-2B,CH-3E U-10B/D,A-26A,T-28D,A-37A C/AC/VC-47A/D,AC-119G/K,C/UC-123B/K	5	5	54	40	30	67	64	54
TACTICAL AIRLIFT C-7A,C-123,C-124C,C-130	18	18	349	235	174	532	453	352
TACTICAL AIR CONTROL SYSTEM O-1E/F/G,O-2A,OV-10A,C-130E	8	8	432	129	109	253	203	152
AIRBORNE COMMAND POST (CINCS) EC-135H/P	6	6	42	37	32	77	82	79
AIRLIFT MILITARY AIRLIFT C-124,C-133,C-141	20	20	275	256	184	504	437	395
AEROMEDICAL AIRLIFT C-9A,C-118A,C-131A,C-124C	2	2	16	16	14	31	38	37
*** 31 MARCH 1975 ***								
STRATEGIC - OFFENSIVE BOMB B-52, B-58, FB-111B	25	25	974	375	338	669	583	531

NOTE: AIRCRAFT READINESS DATA REFLECTS TOTAL EQUIPMENT READY CONVENTIONAL,NUCLEAR,DUAL AND OTHER.

CLASSIFIED BY JCS. SUBJECT TO GENERAL
DECLASSIFICATION SCHEDULE OF
EXECUTIVE ORDER 11652. AUTOMATICALLY
DOWNGRADED AT TWO YEAR INTERVALS
DESTROY WHEN SUPERCEDED.
DECLASSIFIED ON 31 DEC 1983

TABLE 4 - USAF COMBAT FORCES, READINESS STATUS OF AIRCRAFT AND AIRCREWS IN SELECTED KINDS OF UNITS,
BY WEAPONS SYSTEM - AT END OF QUARTER - FY 1975 (CONTINUED)

WEAPONS SYSTEM	SQUADRONS ORGANIZED	SQUADRONS EQUIPED	AIRCRAFT			AIRCREWS		
			AUTHORIZED	POSSESSED	READY	AUTHORIZED	POSSESSED	READY
*** 31 MARCH 1975 (CONTINUED) ***								
STRATEGIC - OFFENSIVE								
STRATEGIC RECONNAISSANCE SR-71A	1	1	20	8	7	11	12	11
AIR REFUELING KC-135	39	39	1186	248	228	434	386	382
STRATEGIC - DEFENSIVE								
FIGHTER INTERCEPTOR F-101B/F, F-104A/B, F-106A/B	10	10	307	189	150	244	246	221
AIRBORNE EARLY WARNING AND CONTROL E/EC/TC-121	2	2	15	11	7	25	19	14
DEFENSE SYSTEM EVALUATION B/EB-57, F-100C/F	1	1	20	18	16	23	24	22
GENERAL PURPOSE								
TACTICAL FIGHTER F-4C/D/E, F-100D/F, F-105B/D/F, F-111A	67	67	1819	1368	903	1593	1483	1115
TACTICAL RECONNAISSANCE RF-4C, RF-101A/C, T-39A, RB-57E	13	13	277	240	164	262	219	190
TACTICAL ELECTRONIC WARFARE EB-66C/E, EC-47	1	1	7	6	4	13	7	5
SPECIAL OPERATIONS A-1E/G/H/J, UH-1F/P, O-2B, CH-3E U-10B/D, A-26A, T-28D, A-37A C/AC/VC-47A/D, AC-119G/K, C/UC-123B/K	5	5	53	39	31	67	62	56
TACTICAL AIRLIFT C-7A, C-123, C-124C, C-130	18	18	339	232	154	532	476	373
TACTICAL AIR CONTROL SYSTEM O-1E/F/G, O-2A, OV-10A, C-130E	8	8	408	131	105	253	202	145

NOTE: AIRCRAFT READINESS DATA REFLECTS TOTAL EQUIPMENT READY CONVENTIONAL, NUCLEAR, DUAL AND OTHER.

CLASSIFIED BY JCS. SUBJECT TO GENERAL
DECLASSIFICATION SCHEDULE OF
EXECUTIVE ORDER 11652. AUTOMATICALLY
DOWNGRADED AT TWO YEAR INTERVALS
DESTROY WHEN SUPERCEDED.
DECLASSIFIED ON 31 DEC 1983

TABLE 4 - USAF COMBAT FORCES, READINESS STATUS OF AIRCRAFT AND AIRCREWS IN SELECTED KINDS OF UNITS,
BY WEAPONS SYSTEM - AT END OF QUARTER - FY 1975 (CONTINUED)

WEAPONS SYSTEM	SQUADRONS ORGANIZED	SQUADRONS EQUIPED	AIRCRAFT			AIRCREWS		
			AUTHORIZED	POSSESSED	READY	AUTHORIZED	POSSESSED	READY
*** 31 MARCH 1975 (CONTINUED) ***								
GENERAL PURPOSE								
AIRBORNE COMMAND POST (CINCS) EC-135H/P	6	6	48	37	31	77	81	79
AIRLIFT								
MILITARY AIRLIFT C-124,C-133,C-141	20	20	275	251	183	504	439	423
AEROMEDICAL AIRLIFT C-9A,C-118A,C-131A,C-124C	2	2	16	16	14	31	36	35
*** 30 JUNE 1975 ***								
STRATEGIC - OFFENSIVE								
BOMB B-52, B-58, FB-111B	23	23	655	374	343	596	521	521
STRATEGIC RECONNAISSANCE SR-71A	1	1	16	8	7	11	11	10
AIR REFUELING KC-135	40	40	1450	260	248	540	447	447
STRATEGIC - DEFENSIVE								
FIGHTER INTERCEPTOR F-101B/F, F-104A/B, F-106A/B	10	10	233	180	145	250	248	215
AIRBORNE EARLY WARNING AND CONTROL E/EC/TC-121	2	2	14	11	5	18	16	14
DEFENSE SYSTEM EVALUATION B/EB-57,F-100C/F	1	1	20	19	10	23	23	22
GENERAL PURPOSE								
TACTICAL FIGHTER F-4C/D/E,F-100D/F,F-105B/D/F,F-111A	67	67	1590	1340	912	1512	1413	1086

NOTE: AIRCRAFT READINESS DATA REFLECTS TOTAL EQUIPMENT READY CONVENTIONAL,NUCLEAR,DUAL AND OTHER.

CLASSIFIED BY JCS. SUBJECT TO GENERAL
DECLASSIFICATION SCHEDULE OF
EXECUTIVE ORDER 11652. AUTOMATICALLY
DOWNGRADED AT TWO YEAR INTERVALS
DESTROY WHEN SUPERCEDED.
DECLASSIFIED ON 31 DEC 1983

TABLE 4 - USAF COMBAT FORCES, READINESS STATUS OF AIRCRAFT AND AIRCREWS IN SELECTED KINDS OF UNITS,
BY WEAPONS SYSTEM - AT END OF QUARTER - FY 1975 (CONTINUED)

WEAPONS SYSTEM	SQUADRONS ORGANIZED	SQUADRONS EQUIPED	AIRCRAFT			AIRCREWS		
			AUTHORIZED	POSSESSED	READY	AUTHORIZED	POSSESSED	READY
*** 30 JUNE 1975 (CONTINUED) ***								
GENERAL PURPOSE								
TACTICAL RECONNAISSANCE RF-4C, RF-101A/C, T-39A, RB-57E	13	13	275	238	202	261	209	173
TACTICAL ELECTRONIC WARFARE EB-66C/E, EC-47	1	1	10	8	6	13	12	8
SPECIAL OPERATIONS A-1E/G/H/J, UH-1F/P, O-2B, CH-3E U-10B/D, A-26A, T-28D, A-37A C/AC/VC-47A/D, AC-119G/K, C/UC-123B/K	5	5	38	28	23	53	49	42
TACTICAL AIRLIFT C-7A, C-123, C-124C, C-130	19	19	310	222	158	532	486	381
TACTICAL AIR CONTROL SYSTEM O-1E/F/G, O-2A, OV-10A, C-130E	9	9	398	121	101	257	186	141
AIRBORNE COMMAND POST (CINCS) EC-135H/P	6	6	43	36	32	77	80	77
AIRLIFT								
MILITARY AIRLIFT C-124, C-133, C-141	20	20	273	234	183	504	460	440
AEROMEDICAL AIRLIFT C-9A, C-118A, C-131A, C-124C	3	3	20	20	19	42	44	43

NOTE: AIRCRAFT READINESS DATA REFLECTS TOTAL EQUIPMENT READY CONVENTIONAL, NUCLEAR, DUAL AND OTHER.

SOURCE: USAF FORCE STATUS AND IDENTITY REPORT

OPR: AF/XOOCOAB

CLASSIFIED BY JCS. SUBJECT TO GENERAL
DECLASSIFICATION SCHEDULE OF
EXECUTIVE ORDER 11652. AUTOMATICALLY
DOWNGRADED AT TWO YEAR INTERVALS
DESTROY WHEN SUPERCEDED.
DECLASSIFIED ON 31 DEC 1983

TABLE 5 - USAF COMBAT FORCES, READINESS STATUS OF MISSILES, BY WEAPONS SYSTEM -
AT END OF QUARTER - FY 1975

WEAPON SYSTEMS STRATEGIC - OFFENSIVE	SQUADRONS OPERATIONAL	LAUNCHERS AUTHORIZED	MISSILES		CREWS		
			POSSESSED	READY	AUTHORIZED	FORMED	READY
*** 30 SEP 1974 ***							
LGM-25C	9	54	57	54	285	263	259
LGM-30B	2					12	12
LGM-30F	14	550	505	485	447	464	442
LGM-30G	15	550	460	442	447	470	423
TOTALS	40	1154	1022	981	1179	1209	1136
*** 31 DEC 1974 ***							
LGM-25C	9	54	57	55	285	261	261
LGM-30B	2					12	12
LGM-30F	14	550	505	490	447	449	437
LGM-30G	15	550	464	451	459	475	435
TOTALS	40	1154	1026	996	1191	1197	1145
*** 31 MAR 1975 ***							
LGM-25C	9	54	57	55	285	264	263
LGM-30B	2					12	12
LGM-30F	14	550	492	455	447	467	445
LGM-30G	16	600	487	448	461	475	442
TOTALS	41	1204	1036	958	1193	1218	1162
*** 30 JUN 1975 ***							
LGM-25C	9	54	57	55	287	252	251
LGM-30B	1						
LGM-30F	14	550	458	431	405	394	391
LGM-30G	16	600	502	477	459	448	443
TOTALS	40	1204	1017	963	1151	1094	1085

SOURCE: USAF FORCE STATUS AND IDENTITY REPORT
OPR: AF/XOOCOAB

CLASSIFIED BY JCS. SUBJECT TO GENERAL
DECLASSIFICATION SCHEDULE OF
EXECUTIVE ORDER 11652. AUTOMATICALLY
DOWNGRADED AT TWO YEAR INTERVALS
DESTROY WHEN SUPERCEDED.
DECLASSIFIED ON 31 DEC 1983

TABLE 6 - USAF COMBAT FORCES, READINESS STATUS OF AIRCRAFT AND AIRCREWS IN SOUTHEAST ASIA,
BY WEAPONS SYSTEM - AT END OF QUARTER - FY 1975

TABLE INCLUDES UNITS IN SOUTH VIETNAM AND THAILAND, THE ONLY TWO COUNTRIES ON THE SOUTHEAST ASIA MAINLAND IN WHICH THE USAF HAD COMBAT UNITS LOCATED ON THE DATES SHOWN. DATA INCLUDES UNITS ON ROTATION FROM CONUS AND OTHER PAF AREAS, AND UNITS PERMANENTLY STATIONED IN THE TWO COUNTRIES. SOME UNITS ARE COMPOSITES MADE UP OF AIRCRAFT FROM MORE THAN ONE UNIT.

WEAPONS SYSTEM	COMMAND OF ASSIGNMENT	SQUADRONS ORGANIZED	AIRCRAFT		AIRCREWS	
			POSSESSED	READY	FORMED	READY
30 SEPTEMBER 1974						
GENERAL PURPOSE						
TACTICAL FIGHTER F4C/D/E, F-100D/F, F-105D/F	PAF	8	174	125	192	173
TACTICAL RECONNAISSANCE RF-4C, RF-101C	PAF	1	18	11	20	20
SPECIAL OPERATIONS A-1E/G/H/J, UH-1F/P, O-2B, CH-3E, U-10B/D, A-26A, A-37A, C/AC-47A/D, AC-119G, C/UC-123B/K, C/AC-130A/E.	PAF	2	22	14	38	32
TACTICAL AIR CONTROL SYSTEM O-1E/F/G, O-2A, OV-10A, C-130E	PAF	1	40	30	46	40
INTELLIGENCE/COMM						
AEROSPACE RESCUE/RECOVERY HH-3E, HH-43B/F, HH-53B, HC-130P	MAC	2	18	11	22	20
31 DECEMBER 1974						
GENERAL PURPOSE						
TACTICAL FIGHTER F4C/D/E, F-100D/F, F-105D/F	PAF	8	174	128	195	177
TACTICAL RECONNAISSANCE RF-4C, RF-101C	PAF	1	17	11	20	20
SPECIAL OPERATIONS A-1E/G/H/J, UH-1F/P, O-2B, CH-3E, U-10B/D, A-26A, A-37A, C/AC-47A/D.	PAF	2	22	14	38	29

NOTE: AIRCRAFT READINESS DATA REFLECTS TOTAL EQUIPMENT READY CONVENTIONAL, NUCLEAR, DUAL AND OTHER.

CLASSIFIED BY JCS. SUBJECT TO GENERAL
DECLASSIFICATION SCHEDULE OF
EXECUTIVE ORDER 11652. AUTOMATICALLY
DOWNGRADED AT TWO YEAR INTERVALS
DESTROY WHEN SUPERCEDED.
DECLASSIFIED ON 31 DEC 1983

TABLE 6 - USAF COMBAT FORCES, READINESS STATUS OF AIRCRAFT AND AIRCREWS IN SOUTHEAST ASIA,
BY WEAPONS SYSTEM - AT END OF QUARTER - FY 1975 (CONTINUED)

TABLE INCLUDES UNITS IN SOUTH VIETNAM AND THAILAND, THE ONLY TWO COUNTRIES ON THE SOUTHEAST ASIA MAINLAND IN WHICH THE USAF HAD COMBAT UNITS LOCATED ON THE DATES SHOWN. DATA INCLUDES UNITS ON ROTATION FROM CONUS AND OTHER PAF AREAS, AND UNITS PERMANENTLY STATIONED IN THE TWO COUNTRIES. SOME UNITS ARE COMPOSITES MADE UP OF AIRCRAFT FROM MORE THAN ONE UNIT.

WEAPONS SYSTEM	COMMAND OF ASSIGNMENT	SQUADRONS ORGANIZED	AIRCRAFT		AIRCREWS		
			POSSESSED	READY	FORMED	READY	
31 DECEMBER 1974 (CONTINUED)							
GENERAL PURPOSE AC-119G, C/UC-123B/K, C/AC-130A/E TACTICAL AIR CONTROL SYSTEM O-1E/F/G, O-2A, OV-10A, C-130E	PAF	1	40	35	46	39	
INTELLIGENCE/COMM AEROSPACE RESCUE/RECOVERY HH-3E, HH-43B/F, HH-53B, HC-130P	MAC	2	18	14	22	20	
31 MARCH 1975							
GENERAL PURPOSE TACTICAL FIGHTER F4C/D/E, F-100D/F, F-105D/F	PAF	8	173	125	201	174	
TACTICAL RECONNAISSANCE RF-4C, RF-101C	PAF	1	16	11	21	21	
SPECIAL OPERATIONS A-1E/G/H/J, UH-1F/P, O-2B, CH-3E, U-10B/D, A-26A, A-37A, C/AC-47A/D, AC-119G, C/UC-123B/K, C/AC-130A/E.	PAF	2	21	17	38	33	
TACTICAL AIR CONTROL SYSTEM O-1E/F/G, O-2A, OV-10A, C-130E	PAF	1	40	35	44	38	
INTELLIGENCE/COMM AEROSPACE RESCUE/RECOVERY HH-3E, HH-43B/F, HH-53B, HC-130P	MAC	2	14	13	15	15	

NOTE: AIRCRAFT READINESS DATA REFLECTS TOTAL EQUIPMENT READY CONVENTIONAL, NUCLEAR, DUAL AND OTHER.

CLASSIFIED BY JCS. SUBJECT TO GENERAL
DECLASSIFICATION SCHEDULE OF
EXECUTIVE ORDER 11652. AUTOMATICALLY
DOWNGRADED AT TWO YEAR INTERVALS
DESTROY WHEN SUPERCEDED.
DECLASSIFIED ON 31 DEC 1983

TABLE 6 - USAF COMBAT FORCES, READINESS STATUS OF AIRCRAFT AND AIRCREWS IN SOUTHEAST ASIA,
BY WEAPONS SYSTEM - AT END OF QUARTER - FY 1975 (CONTINUED)

TABLE INCLUDES UNITS IN SOUTH VIETNAM AND THAILAND, THE ONLY TWO COUNTRIES ON THE SOUTHEAST ASIA MAINLAND IN WHICH THE USAF HAD COMBAT UNITS LOCATED ON THE DATES SHOWN. DATA INCLUDES UNITS ON ROTATION FROM CONUS AND OTHER PAF AREAS, AND UNITS PERMANENTLY STATIONED IN THE TWO COUNTRIES. SOME UNITS ARE COMPOSITES MADE UP OF AIRCRAFT FROM MORE THAN ONE UNIT.

WEAPONS SYSTEM	COMMAND OF ASSIGNMENT	SQUADRONS ORGANIZED	AIRCRAFT		AIRCREWS		
			POSSESSED	READY	FORMED	READY	
30 JUNE 1975							
GENERAL PURPOSE							
TACTICAL FIGHTER F4C/D/E, F-100D/F, F-105D/F	PAF	6	114	94	133	116	
TACTICAL RECONNAISSANCE RF-4C, RF-101C	PAF	1	15	13	20	20	
SPECIAL OPERATIONS A-1E/G/H/J, UH-1F/P, O-2B, CH-3E, U-10B/D, A-26A, A-37A, C/AC-47A/D, AC-119G, C/UC-123B/K, C/AC-130A/E.	PAF	2	11	9	24	19	
TACTICAL AIR CONTROL SYSTEM O-1E/F/G, O-2A, OV-10A, C-130E	PAF	1	20	18	30	23	
INTELLIGENCE/COMM							
AEROSPACE RESCUE/RECOVERY HH-3E, HH-43B/F, HH-53B, HC-130P	MAC	2	13	9	20	20	

NOTE: AIRCRAFT READINESS DATA REFLECTS TOTAL EQUIPMENT READY CONVENTIONAL, NUCLEAR, DUAL AND OTHER.

SOURCE: USAF FORCE STATUS AND IDENTITY REPORT
OPR: AF/XOOCOAB

CLASSIFIED BY JCS. SUBJECT TO GENERAL
DECLASSIFICATION SCHEDULE OF
EXECUTIVE ORDER 11652. AUTOMATICALLY
DOWNGRADED AT TWO YEAR INTERVALS
DESTROY WHEN SUPERCEDED.
DECLASSIFIED ON 31 DEC 1983

Flight Operations

PART II

UNCLASSIFIED

PART II

FLIGHT OPERATIONS

INTRODUCTION

Aircraft flight operations data included in this section are based on statistics submitted in pertinent recurring reports. These reports are compiled on a physical possession basis with the various activity categories determined by the assignment or status of the aircraft rather than actual use.

The tables provide summary data covering flight operations for operating active USAF aircraft and include aircraft flying hours, utilization, etc. Non-operating active totals are shown as a one-line entry.

DEFINITIONS

OPERATING ACTIVE AIRCRAFT --- Aircraft currently and actively engaged in or supporting flying missions. Assignment categories are as follows:

TACTICAL AND COMBAT SUPPORT:

Combat Unit - Aircraft assigned for the direct accomplishment of combat unit operations.

Combat Support - Aircraft assigned for the direct accomplishment of combat support operations.

Combat Unit Support - Aircraft assigned for the direct support of combat units and combat supporting unit operations.

Combat Tactics Development - Aircraft assigned to combat commands for the purpose of developing and testing tactics to be employed in functions of combat unit operations.

Combat Flying Support - Aircraft assigned for the purpose of accomplishing essential combat flying functions that cannot be performed in tactical type aircraft.

Industrial Funded - Aircraft assigned to Military Airlift Command (MAC) for the accomplishment of single manager operations for airlift service.

STUDENT AND COMBAT CREW TRAINING:

Aircraft assigned to accomplish student and combat crew training or indoctrination.

OPERATIONAL SUPPORT:

Aircraft assigned to Air Force units in support of proficiency flying for those rated personnel who are not assigned to crew positions and cannot be provided their flying requirements in aircraft assigned in any other code.

UNCLASSIFIED

UNCLASSIFIED

FLIGHT OPERATIONS (Cont'd.)**DEFINITIONS (Cont'd.)**ADMINISTRATIVE:

Aircraft assigned to support command administrative, executive, and inspection functions.

SPECIAL ACTIVITY AND UTILITY TRANSPORT:

Special Activity - Aircraft assigned to accomplish special activities of the Air Force and other Government agencies.

Command Mission Support - Aircraft assigned to accomplish necessary unscheduled airlift or personnel and materiel in support of Air Force bases and units.

TEST AND TEST SUPPORT:

Bailment Test - Aircraft assigned to approved Air Force contractors for the performance or support of research, development, or test programs for the Air Force.

Test Support - Aircraft assigned for the purpose of supporting test programs by actual participation, or for the purpose of research, development, or test of equipment requiring airborne platforms.

Test - Aircraft assigned to evaluate the aircraft or its components.

NON-OPERATING ACTIVE AIRCRAFT - Aircraft of the following types: Enroute aircraft other than ferry flights; Enroute aircraft on ferry flights; MAP aircraft temporarily diverted to USAF; Non-MAP aircraft temporarily diverted to USAF; New production aircraft; Flyable storage; Battle damage, evacuate to CONUS; Battle damage, repair by RAM team; Battle damage, awaiting major components; Battle damage, AFLC assistance not required; Battle damage, evacuate to contractor; Crash/Battle damage, awaiting AFLC assistance or decision; Contract work (for use by Air Force Logistics Command only); Extended transient maintenance, (for base use only); Depot level work-field teams; Crash damage (base use only); Depot work (for AFLC use only); Depot prototyping, for use by Air Force Logistics Command only; Major maintenance awaiting AFLC decision; Crash damage, AFLC; Contract work (for Air Force Systems Command only); Command programmed maintenance; Excess to command requirements.

INACTIVE AIRCRAFT - Exempt from reporting.

UNCLASSIFIED

UNCLASSIFIED

TABLE 7 -- USAF FLYING HOURS AND FUELS COSTS, BY MISSION, DESIGN AND SERIES --
BY PROGRAM AND ACTUAL -- AT END OF FY 1975

OPERATING ACTIVE	FISCAL YEAR 1975 ^{1/}			
	FLYING HOURS		FUEL COSTS (000) ^{2/}	
	PROGRAM	ACTUAL	PROGRAM	ACTUAL
EC-135	29,842	27,218	\$ 21,228.9	\$ 19,352.8
RC-135	20,604	18,933	13,156.9	12,122.0
WC-135B	3,900	3,321	2,833.6	2,409.4
WC-130B/H	10,510	9,493	2,789.5	2,525.4
WC-130E	4,917	3,893	1,262.7	997.9
C/EC-121/G/Q/T	10,416	9,448	2,284.5	2,072.4
EF-111A	120	0	66.4	0
EB-66C/D	75	0	39.9	0
WB-66D	25	7	13.6	3.8
B/EB-57E	7,843	7,338	2,469.0	2,307.5
RB-47H	60	69	46.0	52.3
EC-47	0	493	0	20.3
OV-10A	31,839	29,735	1,059.1	989.7
E-4A	810	527	1,375.1	895.4
RF-4C	86,840	84,768	40,627.1	39,657.4
AC-130A/H	10,201	9,324	3,037.3	2,780.2
A-37B	1,684	1,209	225.1	162.3
A-10A	310	453	56.8	83.6
A-7D	87,961	81,238	21,564.2	19,951.1
FB/YFB-111A	19,730	18,887	10,011.9	9,583.8
B/NB-52A/B/C/E	129	83	159.4	101.1
B-52D	34,946	33,768	51,611.4	49,925.3
B-52F	0	1,336	0	1,905.1
B-52G	80,330	73,871	110,894.1	102,060.0
B-52H	46,545	42,711	57,388.3	52,742.9
B-1	90	0	63.7	0
C/NC-141	302,386	302,828	238,611.4	239,440.3
C/VC-140A/B	11,500	8,015	2,901.9	2,021.8
VC-137B/C	3,200	2,338	2,208.0	1,615.6
C/NC-135A	2,802	1,797	1,677.2	1,070.8
C/VC-135B/C	8,467	5,735	5,052.9	3,415.5
C-131A	12,982	8,482	1,178.3	754.2
C-131B	13,497	9,125	1,221.8	825.5
C-131E	3,540	2,839	322.0	254.5
VC-131A	1,424	1,024	129.5	92.3
VC-131H	2,050	2,087	271.0	274.9
C/VC-131D	13,826	11,111	1,258.9	1,005.9
C-130B	6,522	6,267	1,945.2	1,870.9
C-130D	4,820	5,340	1,440.4	1,588.9
DC/C-130E/H	210,947	202,755	62,881.0	60,491.0
C-DC/RC/130A	8,169	7,351	2,427.1	2,187.9
C/NC/VC-123K	700	446	111.6	70.3
C/EC/VC-118A	43,173	36,313	7,298.5	6,109.7
C-97G/K	1,529	1,191	377.4	295.4
C/VC-54D/E/G/M	370	348	38.5	36.0
C-AC/VC-47A/B/D	4,075	2,909	170.2	121.5
C-124C	300	92	66.3	20.3

^{1/} Program through 30 Jun 75; Actual through 30 Jun 75.^{2/} Includes O&M and IF. Actual costs are derived using Flying Hour Cost factors.

UNCLASSIFIED

UNCLASSIFIED

TABLE 7 — USAF FLYING HOURS AND FUELS COSTS, BY MISSION, DESIGN AND SERIES —
BY PROGRAM AND ACTUAL — AT END OF FY 1975 (CONTINUED)

OPERATING ACTIVE (Cont)	FISCAL YEAR 1975 ^{1/}			
	FLYING HOURS		FUEL COSTS (000) ^{2/}	
	PROGRAM	ACTUAL	PROGRAM	ACTUAL
TC-47	0	4	\$ 0	\$.2
T-39A/B/F	139,099	119,739	15,788.4	13,573.6
T/VT-29A	425	0	28.4	0
T/VT-29B/E	27,806	19,152	1,942.1	1,315.0
T-ET/VT-29C	35,364	24,115	2,428.7	1,638.8
C-9A	30,192	25,996	11,331.9	9,746.5
VC-9C	800	512	305.6	195.6
XC-8A	160	34	11.1	2.4
VC-6A	600	397	18.8	12.4
C-5A	62,329	50,309	78,262.4	63,028.8
F-111A	26,325	23,035	14,100.8	12,340.5
F-111D	16,480	17,352	8,822.6	9,305.9
F-111E	20,204	19,825	10,820.0	10,619.4
F-111F	22,319	22,908	11,955.1	12,281.8
F-106A	34,368	31,756	12,008.4	11,085.6
F-106B	9,117	10,963	3,183.1	3,839.2
F-105D	144	192	63.6	86.0
F-105F	360	371	164.0	170.8
F-105G	11,000	9,600	5,327.3	4,648.3
F-104G	10,508	9,280	2,747.2	2,423.9
TF-104G	6,669	5,819	1,745.1	1,521.8
F-101B	3,196	3,005	1,434.3	1,346.5
F-101F	460	606	206.5	271.7
F-16A	180	71	50.8	19.1
F-15	2,954	2,091	1,155.9	811.2
TF-15	1,095	892	429.1	350.8
F-5B	2,987	2,907	611.5	596.5
F-5E	6,067	6,050	1,208.4	1,203.1
F-5F	0	298	0	60.3
F-4C	68,404	64,658	35,117.4	33,255.3
F-4D	116,290	114,774	59,099.5	58,350.7
F-4E	149,797	147,081	82,174.7	80,739.0
F-4F	2,640	2,441	1,264.8	1,173.7
CH-53C	6,455	5,266	637.7	520.4
HH-53B/C	14,451	12,742	1,432.1	1,262.1
HH-43F	3,554	2,892	91.3	74.0
CH-3B/C	625	429	40.1	27.5
CH-3E	14,737	13,507	810.8	742.7
HH-3E	11,960	11,606	656.0	636.4
SH-3E	0	47	0	3.0
HH-1H	5,010	3,723	119.3	88.6
UH-1N	22,039	22,296	600.5	607.1
UH-1P	4,952	4,428	117.5	105.1
T/UH-1F	20,463	18,531	484.8	438.5
KC-135A	220,891	205,720	207,134.9	192,865.4
KC-135Q	21,343	18,419	18,758.8	16,234.1
KC-135R	498	1,159	390.9	927.4
F-5A	180	197	37.1	40.3

^{1/} Program through 30 Jun 75; Actual through 30 Jun 75.^{2/} Includes O&M and IF. Actual costs are derived using Flying Hour Cost factors.

UNCLASSIFIED

UNCLASSIFIED

TABLE 7 - USAF FLYING HOURS AND FUELS COSTS, BY MISSION, DESIGN AND SERIES - BY PROGRAM AND ACTUAL - AT END OF FY 1975 (CONTINUED)

OPERATING ACTIVE (Cont)	FISCAL YEAR 1975 ^{1/}			
	FLYING HOURS		FUEL COSTS (000) ^{2/}	
	PROGRAM	ACTUAL	PROGRAM	ACTUAL
T-43A	20,605	17,453	\$ 8,129.8	\$ 6,879.3
T-41A/C/D	210	17,458	.6	56.0
T-38A	434,399	406,752	61,325.4	57,431.1
T-37A/B/C	345,976	346,877	23,401.0	23,475.7
T-33A	69,437	65,012	8,752.3	8,191.2
T/VT-29D	26,673	19,486	1,869.1	1,348.6
U-4B	1,440	1,367	20.9	19.8
U-3A/B	1,097	655	11.1	6.6
O-2A	38,063	36,063	323.2	306.6
O-2B	3,602	2,710	29.3	21.8
O-1A/D/E/F/G	30	38	.06	.08
U-1A	628	363	9.0	5.1
HC-130H/N/P	27,173	24,723	8,096.1	7,364.5
HU-16B	380	220	25.5	14.2
<u>Total Operating Active</u>	<u>3,271,216</u>	<u>3,072,888</u>	<u>1,382,965.8</u>	<u>1,301,972.0</u>
<u>Total Non Operating Active ^{3/}</u>	<u>0</u>	<u>5,375</u>	<u>0</u>	<u>3,133.4</u>
<u>Total Regular USAF</u>	<u>3,271,216</u>	<u>3,078,263</u>	<u>1,382,965.8</u>	<u>1,305,105.4</u>
AFRES	142,182	141,825	33,194.4	33,261.4
ANG	420,538	417,056	126,825.5	123,773.9
<u>Total USAF ^{4/}</u>	<u>3,833,936</u>	<u>3,637,144</u>	<u>1,542,985.7</u>	<u>1,462,140.7</u>

^{1/}Program through 30 Jun 75; Actual through 30 Jun 75.

^{2/}Includes O&M and IF. Actual costs are derived using Flying Hour Cost factors.

^{3/}Includes maintenance; modification; inspection and repair as necessary (IRAN); new production; and enroute aircraft.

^{4/}Excludes Free World Forces.

NOTE: Data may not add due to rounding.

Source: SS-A-41 (RCS: HAF-LGY (D) 7140).

OPR: AF/LGY

UNCLASSIFIED

UNCLASSIFIED

TABLE 8 - USAF AIRCRAFT FLYING HOURS BY MAJOR AIR COMMANDS, AIR FORCE RESERVE
AND AIR NATIONAL GUARD - PROGRAMMED VS ACTUAL¹ - BY QUARTERS -
AS OF 30 JUNE 1975

MAJOR AIR COMMAND	ACTION	1st QTR	2nd QTR	3rd QTR	4th QTR	TOTAL
AAC	Program	8,874	6,737	6,864	6,113	28,588
	Actual	9,001	6,869	6,441	5,812	28,123
	Percent Complete	101.4	101.9	93.9	95.1	98.4
ADC	Program	34,701	31,939	33,402	30,799	130,841
	Actual	33,888	31,663	30,893	30,342	126,786
	Percent Complete	97.7	99.1	92.5	98.5	96.9
AFCS	Program	2,415	2,315	2,055	1,725	8,510
	Actual	2,078	1,883	1,404	1,395	6,760
	Percent Complete	86.0	81.3	68.3	80.9	79.4
AFLC	Program	9,380	9,348	9,384	4,510	32,622
	Actual	9,103	8,203	5,522	5,388	28,216
	Percent Complete	97.0	87.8	58.8	119.5	86.5
AFSC	Program	22,452	21,830	21,413	17,063	82,758
	Actual	18,969	17,440	15,575	15,741	67,725
	Percent Complete	84.5	79.9	72.7	92.3	81.8
ATC	Program	221,714	183,106	201,128	187,025	792,973
	Actual	209,908	196,599	187,417	186,869	780,793
	Percent Complete	94.7	107.4	93.2	99.9	98.5
AU	Program	1,800	1,800	1,608	930	6,138
	Actual	1,793	1,632	1,435	1,358	6,218
	Percent Complete	99.6	90.7	89.2	146.0	101.3
HQ CMD	Program	13,214	12,724	12,044	6,718	44,700
	Actual	12,540	10,842	9,187	7,779	40,348
	Percent Complete	94.9	85.2	76.3	115.8	90.3
MAC	Program	150,176	162,474	171,636	191,063	675,349
	Actual	135,793	131,820	140,856	194,926	603,395
	Percent Complete	90.4	81.1	82.1	102.0	89.3
PACAF	Program	58,919	52,382	46,801	35,170	193,272
	Actual	55,565	53,704	53,925	35,783	198,977
	Percent Complete	94.3	102.5	115.2	101.7	102.9
SAC	Program	144,470	132,268	126,743	113,330	516,811
	Actual	129,551	123,937	106,265	113,240	472,993
	Percent Complete	89.7	93.7	83.8	99.9	91.5
TAC	Program	175,078	146,109	119,494	118,480	559,161
	Actual	156,605	140,257	112,081	116,733	525,676
	Percent Complete	89.4	95.9	93.8	98.5	94.0
USAFE	Program	51,473	46,611	46,293	47,398	191,775
	Actual	49,715	44,479	42,848	47,800	184,842
	Percent Complete	96.6	95.4	92.6	100.8	96.4

1. Actual Flying Hours through 30 June 1975.

NOTE: Data includes both Operations and Maintenance and Industrial Funds.

UNCLASSIFIED

UNCLASSIFIED

TABLE 8 -- USAF AIRCRAFT FLYING HOURS BY MAJOR AIR COMMANDS, AIR FORCE RESERVE
AND AIR NATIONAL GUARD -- PROGRAMMED VS ACTUAL -- BY QUARTERS --
AS OF 30 JUNE 1975 (CONTINUED)

MAJOR AIR COMMAND	ACTION	1st QTR	2nd QTR	3rd QTR	4th QTR	TOTAL
USAFSO	Program	1,568	1,568	1,688	1,234	6,058
	Actual	1,709	1,535	1,180	1,107	5,531
	Percent Complete	109.0	97.9	69.9	89.7	91.3
USAFSS	Program	711	711	188	50	1,660
	Actual	665	578	388	249	1,880
	Percent Complete	93.5	81.3	206.4	498.0	113.2
Reg AF TOTAL	Program	896,945	811,922	800,741	761,608	3,271,216
	Actual	826,883	771,441	715,417	764,522	3,078,263
	Percent Complete	92.2	95.0	89.3	100.4	94.1
AFRES	Program	38,945	32,517	32,497	38,223	142,182
	Actual	38,751	32,699	32,166	38,209	141,825
	Percent Complete	99.5	100.6	98.9	99.9	99.8
ANG	Program	110,298	103,887	101,003	105,350	420,538
	Actual	107,598	97,350	94,097	118,011	417,056
	Percent Complete	97.6	93.7	93.2	112.0	99.2
TOTAL USAF	Program	1,046,188	948,326	934,241	905,191	3,833,936
	Actual	973,232	901,490	841,680	920,742	3,637,144
	Percent Complete	93.0	95.1	90.1	101.7	94.7

1. Actual Flying Hours through 30 June 1975.

NOTE: Data includes both Operations and Maintenance and Industrial Funds.

Source: SS-A-41 (RCS: HAF-LGY (D) 7140).

OPR: AF/PRPL

UNCLASSIFIED

UNCLASSIFIED

UNCLASSIFIED



Safety

PART III

PART III

SAFETY AIRCRAFT ACCIDENTS

INTRODUCTION

THE CONTENTS OF THIS SECTION PRESENT STATISTICS OF AIRCRAFT ACCIDENTS WHICH OCCURRED IN THE UNITED STATES AIR FORCE, THE AIR NATIONAL GUARD, AND THE AIR FORCE RESERVE.

ALL RATES ARE EXPRESSED IN NUMBER OF ACCIDENTS PER 100,000 FLYING HOURS.

FINAL CHANGES TO AIRCRAFT ACCIDENT STATISTICS EXTEND OVER A PERIOD OF SEVERAL MONTHS. THIS DATA IS SUBJECT TO CHANGES DURING FINAL EVALUATION.

DEFINITIONS

FATAL ACCIDENT - ANY MAJOR OR MINOR FLIGHT ACCIDENT IN WHICH ONE OR MORE PERSONS SUSTAIN FATAL INJURIES.

FLIGHT ACCIDENT - A MISHAP WHICH RESULTS IN DAMAGE TO, OR DESTRUCTION OF ONE OR MORE USAF AIRCRAFT WHEN INTENT FOR FLIGHT EXISTS. INTENT FOR FLIGHT IS CONSIDERED TO EXIST WHEN THE ENGINE IS STARTED FOR THE PURPOSE OF COMMENCING FLIGHT; IT CONTINUES UNTIL THE AIRCRAFT COMES TO REST WITH THE ENGINE(S), PROPELLER(S) OR ROTOR(S) STOPPED AND THE BRAKES SET OR WHEEL CHOCKS IN PLACE.

MAJOR ACCIDENT - A MAJOR ACCIDENT IS ONE IN WHICH THE AIRCRAFT IS DESTROYED OR IS SUBSTANTIALLY DAMAGED (SEE AFR 127-4).

MINOR ACCIDENT - A MINOR ACCIDENT IS ONE IN WHICH THE AIRCRAFT RECEIVES MINOR DAMAGE AS DEFINED IN AFR 127-4.

ALL OR TOTAL ACCIDENTS - TOTAL OF MAJOR AND MINOR ACCIDENTS.

UNCLASSIFIED

UNCLASSIFIED

TABLE 9 - USAF AIRCRAFT FLIGHT ACCIDENTS, FATALITIES AND AIRCRAFT DESTROYED, BY COMMAND - WORLD-WIDE - FY 1975

COMMAND	FLYING HRS	ACCIDENTS								AIRCRAFT	
		TOTAL		MAJOR		FATAL		FATALITIES		DESTROYED	
		NR	RATE	NR	RATE	NR	RATE	NR	RATE	NR	RATE
AEROSPACE DEFENSE COMMAND	126,786	9	7.1	7	5.5	5	3.9	9	7.1	7	5.5
AIR FORCE COMMUNICATIONS SERVICE	6,760	-	-	-	-	-	-	-	-	-	-
AIR FORCE LOGISTICS COMMAND	28,216	4	14.2	2	7.1	1	3.5	3	10.6	2	7.1
AIR FORCE RESERVE	141,825	6	4.2	4	2.8	2	1.4	3	2.1	2	1.4
AIR FORCE SYSTEMS COMMAND	67,725	8*	10.3	3	4.4	-	-	-	-	2	3.0
AIR NATIONAL GUARD	417,056	23	5.5	20	4.8	7	1.7	8	1.9	17	4.1
AIR TRAINING COMMAND	780,793	8	1.0	6	0.8	5	0.6	6	0.8	5	0.6
AIR UNIVERSITY	6,218	-	-	-	-	-	-	-	-	-	-
ALASKAN AIR COMMAND	28,123	2	7.1	2	7.1	2	7.1	3	10.7	2	7.1
HEADQUARTERS COMMAND, USAF	40,348	2	5.0	1	2.5	1	2.5	3	7.4	1	2.5
MILITARY AIRLIFT COMMAND	603,395	10	1.7	10	1.7	4	0.7	184	30.5	7	1.2
PACIFIC AIR FORCES	198,977	15	7.5	13	6.5	5	2.5	41	20.6	11	5.5
STRATEGIC AIR COMMAND	472,993	11*	1.9	5*	0.8	1	A	4	0.8	5*	0.8
TACTICAL AIR COMMAND	525,676	20	3.8	16	3.0	8	1.5	22	4.2	16	3.0
U.S. AIR FORCES IN EUROPE	189,583	11	5.8	9	4.7	6	3.2	11	5.8	8	4.2
USAF SECURITY SERVICE	1,880	-	-	-	-	-	-	-	-	-	-
USAF SOUTHERN COMMAND	5,531	1	18.1	-	-	-	-	-	-	-	-
TOTAL	3,641,885	130	3.6	98	2.7	47	1.3	297	8.2	85	2.3

(A) RATE LESS THAN .5

* INCLUDES ACCIDENTS WHICH ARE EXCLUDED FROM RATE COMPUTATION.

SOURCE - DIRECTORATE OF AEROSPACE SAFETY, AIR FORCE INSPECTION AND SAFETY CENTER

TABLE 10 - USAF AIRCRAFT FLIGHT ACCIDENTS, FATALITIES AND AIRCRAFT DESTROYED, BY MISSION - WORLD-WIDE - FY 1975

MISSION	ACCIDENTS			FATALITIES		AIRCRAFT DESTROYED
	TOTAL	MAJOR	FATAL	TOTAL	PILOT	
OPERATIONAL TRAINING	70	53	25	39	23	49
STUDENT TRAINING	8	6	5	7	3	5
COMBAT CREW TRAINING	8	7	3	5	3	7
PROFICIENCY TRAINING	3	1	-	-	-	1
SPECIAL TRAINING	2	2	2	4	4	2
TEST	1	1	-	-	-	-
MAINTAINENCE TEST	8	5	3	10	6	5
AIRCRAFT DELIVERY	2	1	-	-	-	-
PERSONNEL	1	1	1	7	2	1
AIRCREW QUALIFICATIONS	1	-	-	-	-	-
COMBAT SUPPORT	1	1	1	23	2	1
CARGO	4	4	3	178	8	3
OTHER	18	14	3	18	3	9
OPERATIONAL RECONNAISSANCE	<u>3</u>	<u>2</u>	<u>1</u>	<u>6</u>	<u>2</u>	<u>2</u>
TOTAL	130	98	47	297	56	85

SOURCE - DIRECTORATE OF AEROSPACE SAFETY, AIR FORCE INSPECTION AND SAFETY CENTER

TABLE II - USAF AIRCRAFT FLIGHT ACCIDENTS, FATALITIES AND AIRCRAFT DESTROYED, BY MISSION,
WITHIN COMMANDS - WORLD-WIDE - FY 1975

COMMAND AND MISSION	ACCIDENTS			FATALITIES		AIRCRAFT DESTROYED
	TOTAL	MAJOR	FATAL	TOTAL	PILCPT	
OPERATIONAL TRAINING	6	4	2	3	2	4
STUDENT TRAINING	1	1	1	2	1	1
SPECIAL TRAINING	<u>2</u>	<u>2</u>	<u>2</u>	<u>4</u>	<u>4</u>	<u>2</u>
AEROSPACE DEFENSE COMMAND	9	7	5	9	7	7
MAINTAINENCE TEST	4	2	1	3	2	2
AIR FORCE LOGISTICS COMMAND	<u>4</u>	<u>2</u>	<u>1</u>	<u>3</u>	<u>2</u>	<u>2</u>
OPERATIONAL TRAINING	4	2	2	3	2	2
AIRCRAFT DELIVERY	1	1	-	-	-	-
OTHER	<u>1</u>	<u>1</u>	<u>-</u>	<u>-</u>	<u>-</u>	<u>-</u>
AIR FORCE RESERVE	6	4	2	3	2	2
OPERATIONAL TRAINING	2	-	-	-	-	-
TEST	1	1	-	-	-	-
MAINTAINENCE TEST	1	-	-	-	-	-
AIRCRAFT DELIVERY	1	-	-	-	-	-
CTHER	<u>3</u>	<u>2</u>	<u>-</u>	<u>-</u>	<u>-</u>	<u>2</u>
AIR FORCE SYSTEMS COMMAND	8	3	-	-	-	2
OPERATIONAL TRAINING	18	16	6	6	5	14
CTHER	<u>5</u>	<u>4</u>	<u>1</u>	<u>2</u>	<u>2</u>	<u>3</u>
AIR NATIONAL GUARD	23	20	7	8	7	17
STUDENT TRAINING	7	5	4	5	2	4
COMBAT CREW TRAINING	<u>1</u>	<u>1</u>	<u>1</u>	<u>1</u>	<u>-</u>	<u>1</u>
AIR TRAINING COMMAND	8	6	5	6	2	5
OPERATIONAL TRAINING	1	1	1	2	2	1
OTHER	<u>1</u>	<u>1</u>	<u>1</u>	<u>1</u>	<u>1</u>	<u>1</u>
ALASKAN AIR COMMAND	2	2	2	3	3	2
OPERATIONAL TRAINING	1	-	-	-	-	-
MAINTAINENCE TEST	<u>1</u>	<u>1</u>	<u>1</u>	<u>3</u>	<u>2</u>	<u>1</u>
HEADQUARTERS COMMAND, USAF	2	1	1	3	2	1

TABLE II - USAF AIRCRAFT FLIGHT ACCIDENTS, FATALITIES AND AIRCRAFT DESTROYED, BY MISSION, WITHIN COMMANDS - WORLD-WIDE - FY 1975 (CONTINUED)

COMMAND AND MISSION	ACCIDENTS			FATALITIES		AIRCRAFT DESTROYED
	TOTAL	MAJOR	FATAL	TOTAL	PILOT	
OPERATIONAL TRAINING	1	1	-	-	-	1
COMBAT CREW TRAINING	1	1	-	-	-	1
MAINTAINENCE TEST	1	1	-	-	-	1
CARGO	4	4	3	178	8	3
CTHER	2	2	-	-	-	-
OPERATIONAL RECONNAISSANCE	1	1	1	6	2	1
MILITARY AIRLIFT CCMAND	<u>10</u>	<u>10</u>	<u>4</u>	<u>184</u>	<u>10</u>	<u>7</u>
OPERATIONAL TRAINING	10	10	2	3	2	8
MAINTAINENCE TEST	1	1	1	4	2	1
AIRCREW QUALIFICATIONS	1	-	-	-	-	-
COMBAT SUPPORT	1	1	1	23	2	1
CTHER	2	1	1	11	-	1
PACIFIC AIR FORCES	<u>15</u>	<u>13</u>	<u>5</u>	<u>41</u>	<u>6</u>	<u>11</u>
OPERATIONAL TRAINING	7	3	1	4	1	3
PROFICIENCY TRAINING	2	1	-	-	-	1
OPERATIONAL RECONNAISSANCE	2	1	-	-	-	1
STRATEGIC AIR CCMAND	<u>11</u>	<u>5</u>	<u>1</u>	<u>4</u>	<u>1</u>	<u>5</u>
OPERATIONAL TRAINING	9	7	5	8	4	8
COMBAT CREW TRAINING	6	5	2	4	3	5
PROFICIENCY TRAINING	1	-	-	-	-	-
PERSONNEL	1	1	1	7	2	1
CTHER	3	3	-	3	-	2
TACTICAL AIR CCMAND	<u>20</u>	<u>16</u>	<u>8</u>	<u>22</u>	<u>9</u>	<u>16</u>
OPERATIONAL TRAINING	10	9	6	10	5	8
OTHER	1	-	-	1	-	-
U.S. AIR FORCES IN EUROPE	<u>11</u>	<u>9</u>	<u>6</u>	<u>11</u>	<u>5</u>	<u>8</u>
OPERATIONAL TRAINING	1	-	-	-	-	-
USAF SOUTHERN CCMAND	<u>1</u>	<u>-</u>	<u>-</u>	<u>-</u>	<u>-</u>	<u>-</u>
TOTAL	<u>130</u>	<u>98</u>	<u>47</u>	<u>297</u>	<u>56</u>	<u>85</u>

SOURCE - DIRECTORATE OF AEROSPACE SAFETY, AIR FORCE INSPECTION AND SAFETY CENTER

TABLE 12 - USAF AIRCRAFT FLIGHT ACCIDENTS, FATALITIES AND AIRCRAFT DESTROYED, BY MISSION AND DESIGN AIRCRAFT - WORLD-WIDE - FY 1975

MISSION AND DESIGN	FLYING HRS	ACCIDENTS						FATALITIES		AIRCRAFT	
		TOTAL		MAJOR		FATAL		NR	RATE	DESTROYED	
		NR	RATE	NR	RATE	NR	RATE			NR	RATE
A007	95,976	5	5.2	5	5.2	1	1.0	1	1.0	5	5.2
A010	453	-	-	-	-	-	-	-	-	-	-
A037	31,603	2	6.3	2	6.3	2	6.3	2	6.3	2	6.3
ATTACK - TOTAL	128,032	7	5.5	7	5.5	3	2.3	3	2.3	7	5.5
B047	69	-	-	-	-	-	-	-	-	-	-
B052	152,448	5	3.3	1	0.7	1	0.7	4	2.6	1	0.7
E057	15,515	2	12.9	2	12.9	1	6.4	2	12.9	2	12.9
B066	7	-	-	-	-	-	-	-	-	-	-
B111	18,902	2	10.6	1	5.3	-	-	-	-	2	10.6
BCMFER - TOTAL	186,941	9	4.8	4	2.1	2	1.1	6	3.2	5	2.7
C005	50,522	3	5.9	2	4.0	1	2.0	155	306.8	2	4.0
C006	397	-	-	-	-	-	-	-	-	-	-
C007	14,151	1	7.1	-	-	-	-	-	-	-	-
C008	34	-	-	-	-	-	-	-	-	-	-
C009	26,508	-	-	-	-	-	-	-	-	-	-
C047/C117	3,406	-	-	-	-	-	-	-	-	-	-
C054	1,867	-	-	-	-	-	-	-	-	-	-
C097	31,675	-	-	-	-	-	-	-	-	-	-
C118	36,850	1	2.7	-	-	-	-	-	-	-	-
C119	5,856	-	-	-	-	-	-	-	-	-	-
C121	16,515	-	-	-	-	-	-	-	-	-	-
C123	26,605	1	3.8	-	-	-	-	-	-	-	-
C124	714	-	-	-	-	-	-	-	-	-	-
C130	377,862	5	1.3	5	1.3	2	0.5	8	2.1	3	0.8
C131/T029	118,337	4	3.4	3	2.5	2	1.7	12	10.1	3	2.5
C135	282,514	3	1.1	-	-	-	-	-	-	-	-
C137	2,338	-	-	-	-	-	-	-	-	-	-
C140	8,015	-	-	-	-	-	-	-	-	-	-
C141	303,009	5	1.7	5	1.7	2	0.7	23	7.6	2	0.7
T039	120,153	2	1.7	2	1.7	1	0.8	3	2.5	1	0.8
CARGO - TOTAL	1,427,328	25	1.8	17	1.2	8	0.6	201	14.1	11	0.8
F004	435,808	24	5.5	18	4.1	9	2.1	26	6.0	15	3.4
F005	9,452	-	-	-	-	-	-	-	-	-	-
F015	2,983	1	33.5	-	-	-	-	-	-	-	-
F016	71	1	408.5	1	408.5	-	-	-	-	-	-
F100	86,337	10	11.6	9	10.4	4	4.6	5	5.8	9	10.4
F101	50,886	1	2.0	1	2.0	-	-	-	-	1	2.0
F102	21,244	1	4.7	-	-	-	-	-	-	-	-

FOR OFFICIAL USE ONLY

TABLE 12 - USAF AIRCRAFT FLIGHT ACCIDENTS, FATALITIES AND AIRCRAFT DESTROYED, BY MISSION
AND DESIGN AIRCRAFT - WORLD-WIDE - FY 1975 (CONTINUED)

MISSION AND DESIGN	FLYING HRS	ACCIDENTS						FATALITIES		AIRCRAFT DESTROYED	
		TOTAL		MAJOR		FATAL		NR	RATE	NR	RATE
		NR	RATE	NR	RATE	NR	RATE				
F104	19,278	3	16.4	3	16.4	2	10.9	3	16.4	2	10.9
F105	45,924	5	10.9	5	10.9	1	2.2	1	2.2	4	8.7
F106	65,756	5	7.6	3	4.6	1	1.5	1	1.5	3	4.6
F111	83,797	8	9.5	5	6.0	2	2.4	3	3.6	5	6.0
FIGHTER - TOTAL	820,536	59	7.2	45	5.5	19	2.3	39	4.8	39	4.8
T033	83,768	5	6.0	5	6.0	3	3.6	6	7.2	5	6.0
T037	346,877	4	1.2	2	0.6	2	0.6	2	0.6	2	0.6
T038	406,759	5	1.2	5	1.2	3	0.7	6	1.5	5	1.2
T041	17,458	-	-	-	-	-	-	-	-	-	-
T043	17,453	-	-	-	-	-	-	-	-	-	-
TRAINER - TOTAL	872,315	14	1.6	12	1.4	8	0.9	14	1.6	12	1.4
CO01	38	-	-	-	-	-	-	-	-	-	-
CO02	70,557	3	4.3	3	4.3	3	4.3	5	7.1	3	4.3
U001	363	-	-	-	-	-	-	-	-	-	-
U003	655	-	-	-	-	-	-	-	-	-	-
U004	1,367	1	73.2	-	-	-	-	-	-	-	-
U010	2,136	-	-	-	-	-	-	-	-	-	-
U016	220	-	-	-	-	-	-	-	-	-	-
V000	29,770	1	3.4	1	3.4	1	3.4	1	3.4	1	3.4
UTILITY - TOTAL	105,106	5	4.8	4	3.8	4	3.8	6	5.7	4	3.8
H001	52,069	5	9.6	4	7.7	-	-	-	-	2	3.8
H003	28,102	2	7.1	2	7.1	1	3.6	1	3.6	2	7.1
H043	2,892	-	-	-	-	-	-	-	-	-	-
H053	18,037	2	11.1	2	11.1	2	11.1	27	149.7	2	11.1
HELICOPTER - TOTAL	101,100	9	8.9	8	7.9	3	3.0	28	27.7	6	5.9
E004	527	-	-	-	-	-	-	-	-	-	-
U002	0	2	-	1	-	-	-	-	-	1	-
OTHER - TOTAL	527	2	379.5	1	189.8	-	-	-	-	1	189.8
TOTAL	3,641,885	130	3.6	98	2.7	47	1.3	297	8.2	85	2.3

SOURCE - DIRECTORATE OF AEROSPACE SAFETY, AIR FORCE INSPECTION AND SAFETY CENTER

TABLE 13 -- MAJOR AIRCRAFT FLIGHT ACCIDENTS, BY PHASE OF OPERATION WITHIN MISSION
AND DESIGN AIRCRAFT -- WORLD-WIDE -- FY 1975

MISSION AND DESIGN	PHASE OF OPERATION						
	MAJOR ACCIDENTS	ENGINES RUNNING NOT TAXI	TAXIING	TAKE-OFF	IN FLIGHT	LANDING	GO AROUND
A007	5	-	-	-	5	-	-
A037	<u>2</u>	-	-	-	<u>1</u>	<u>1</u>	-
ATTACK - TOTAL	7	-	-	-	6	1	-
B052	1	-	-	-	1	-	-
B057	2	-	-	-	1	1	-
B111	<u>1</u>	-	-	-	<u>1</u>	-	-
BOMBER - TOTAL	4	-	-	-	3	1	-
C005	2	-	-	-	2	-	-
C130	5	-	1	1	1	2	-
C131/T029	3	-	-	-	1	1	1
C141	5	-	1	1	3	-	-
T039	<u>2</u>	-	-	-	<u>1</u>	<u>1</u>	-
CARGO - TOTAL	17	-	2	2	8	4	1
F004	18	-	-	-	15	3	-
F016	1	-	-	-	-	1	-
F100	9	-	-	-	4	5	-
F101	1	-	-	1	-	-	-
F104	3	-	-	-	3	-	-
F105	5	-	-	1	4	-	-
F106	3	-	-	-	2	1	-
F111	<u>5</u>	-	-	-	<u>4</u>	-	-
FIGHTER - TOTAL	45	-	-	2	32	10	1
T033	5	-	-	-	3	2	-
T037	2	-	-	-	1	1	-
T038	<u>5</u>	-	-	-	<u>2</u>	<u>2</u>	<u>1</u>
TRAINER - TOTAL	12	-	-	-	6	5	1
C002	3	-	-	-	3	-	-
V010	<u>1</u>	-	-	-	<u>1</u>	-	-
UTILITY - TOTAL	4	-	-	-	4	-	-
H001	4	-	-	-	2	2	-
H003	2	-	-	-	1	1	-
H053	<u>2</u>	-	-	-	<u>2</u>	-	-
HELICOPTER - TOTAL	8	-	-	-	5	3	-
U002	<u>1</u>	-	-	-	<u>1</u>	-	-
OTHER - TOTAL	1	-	-	-	1	-	-
TOTAL	98	-	2	4	65	24	3

SOURCE - DIRECTORATE OF AEROSPACE SAFETY, AIR FORCE INSPECTION AND SAFETY CENTER

TABLE 14 - PERSONNEL FATALITIES AND INJURIES IN AIRCRAFT FLIGHT ACCIDENTS, BY MISSION AND DESIGN AIRCRAFT - WORLD-WIDE - FY 1975

MISSION AND DESIGN	ALL PERSONNEL INJURIES				USAF RATED PILOT INJURIES			
	TOTAL	FATAL	MAJOR	MINOR	TOTAL	FATAL	MAJOR	MINOR
A007	2	1	1	-	2	1	1	-
A037	2	2	-	-	2	2	-	-
ATTACK - TOTAL	4	3	1	-	4	3	1	-
B052	6	4	1	1	2	1	1	-
B057	3	2	1	-	2	1	1	-
BOMBER - TOTAL	9	6	2	1	4	2	2	-
C005	156	155	-	1	2	2	-	-
C130	13	8	5	-	6	3	3	-
C131/T029	12	12	-	-	4	4	-	-
C135	2	-	-	2	2	-	-	2
C141	23	23	-	-	6	6	-	-
T039	4	3	1	-	3	2	1	-
CARGO - TOTAL	210	201	6	3	23	17	4	2
F004	36	26	9	1	11	8	3	-
F100	7	5	2	-	6	4	2	-
F104	3	3	-	-	-	-	-	-
F105	3	1	2	-	3	1	2	-
F106	1	1	-	-	1	1	-	-
F111	10	3	7	-	7	2	5	-
FIGHTER - TOTAL	60	39	20	1	28	16	12	-
T033	9	6	1	2	8	5	1	2
T037	2	2	-	-	1	1	-	-
T038	7	6	1	-	2	2	-	-
TRAINER - TOTAL	18	14	2	2	11	8	1	2
G002	5	5	-	-	4	4	-	-
V010	1	1	-	-	1	1	-	-
UTILITY - TOTAL	6	6	-	-	5	5	-	-
H001	1	-	1	-	1	-	1	-
H003	1	1	-	-	1	1	-	-
H053	27	27	-	-	4	4	-	-
HELICOPTER - TOTAL	29	28	1	-	6	5	1	-
GRAND - TOTAL	336	297	32	7	81	56	21	4

SOURCE - DIRECTORATE OF AEROSPACE SAFETY, AIR FORCE INSPECTION AND SAFETY CENTER

SAFETY

GROUND ACCIDENTS

INTRODUCTION

THE CONTENTS OF THIS SECTION ARE UNITED STATES AIR FORCE GROUND ACCIDENT STATISTICS. ACCIDENTS OF THE INACTIVE AIR FORCE RESERVE AND THE AIR NATIONAL GUARD ARE NOT INCLUDED.

DEFINITIONS

ACCIDENT, GROUND - ANY ACCIDENT, WHICH OCCURS ON OR OFF AN AIR FORCE INSTALLATION, BASE, OR SITE, WHICH INVOLVES AIR FORCE MILITARY PERSONNEL, AIR FORCE CIVILIAN PERSONNEL ON DUTY, OR AIR FORCE PROPERTY. (SEE AFR 127-4)

ACCIDENT, PRIVATE MOTOR VEHICLE - A MOTOR VEHICLE ACCIDENT INVOLVING ONLY NON-AIR FORCE MOTOR VEHICLES, OR, IF BOTH AIR FORCE AND NON-AIR FORCE VEHICLES WERE INVOLVED, THE AIR FORCE MOTOR VEHICLE WAS NOT BEING OPERATED AT THE TIME OF THE ACCIDENT. DISABLING INJURY TO A USAF PERSON IS A REQUISITE OF THIS CLASSIFICATION. (SEE AFR 127-4)

ACCIDENT, USAF (GOVERNMENT) MOTOR VEHICLES - AN ACCIDENT INVOLVING THE OPERATION OF AN AIR FORCE MOTOR VEHICLE WHICH RESULTS IN INJURY TO USAF OR NON-USAF PERSONS OR DAMAGE TO VEHICLES OR PROPERTY WITHOUT REGARD TO OWNERSHIP. (SEE AFR 127-4)

INJURY, DISABLING - AN INJURY WHICH RESULTS IN DEATH, PERMANENT TOTAL, PERMANENT PARTIAL, OR TEMPORARY TOTAL CONDITION WHICH, IN THE OPINION OF A MEDICAL AUTHORITY, MAKES IT IMPOSSIBLE FOR THE INJURED TO RETURN TO DUTY AT ANY TIME DURING THE CALENDAR DAY FOLLOWING THE DAY OF INJURY.

RATES - ALL RATES ARE EXPRESSED IN NUMBER OF INJURIES OR ACCIDENTS PER 1,000,000 UNITS OF EXPOSURE. UNITS OF EXPOSURE ARE MANDAYS FOR MILITARY PERSONNEL, MANHOURS FOR CIVILIAN PERSONNEL AND MILES FOR GOVERNMENT MOTOR VEHICLES.

UNCLASSIFIED

UNCLASSIFIED

TABLE 15 -- MILITARY PERSONNEL -- DISABLING INJURY EXPERIENCE BY COMMAND -- WORLD-WIDE -- FY 1975

LOCATION	DISABLING INJURIES			MAN-DAYS LOST	MAN-DAYS OF EXPOSURE	DISABL INJURY RATE
	TOTAL	FATAL	NON FATAL			
AEROSPACE DEFENSE COMMAND	367	23	344	4,229	10,765,362	34.1
AIR FORCE ACCOUNTING AND FINANCE CENTER	3	-	3	44	94,219	31.8
AIR FORCE COMMUNICATIONS SERVICE	343	17	326	4,912	14,843,982	23.1
AIR FORCE DATA AUTOMATION AGENCY	2	-	2	18	406,172	4.9
AIR FORCE LOGISTICS COMMAND	119	7	112	1,366	3,712,296	32.1
AIR FORCE RESERVE	41	-	41	786	302,643	135.5
AIR FORCE SYSTEMS COMMAND	243	8	235	2,700	9,766,928	24.9
AIR RESERVE PERSONNEL CENTER	-	-	-	-	73,767	-
AIR TRAINING COMMAND	591	43	548	8,445	32,794,708	18.0
AIR UNIVERSITY	34	1	33	434	2,955,103	11.5
AF INTELLIGENCE SERVICE	1	-	1	1	54,433	18.4
AF TEST CENTER	1	-	1	14	59,164	16.9
ALASKAN AIR COMMAND	103	6	97	1,049	3,295,348	31.3
HEADQUARTERS COMMAND, USAF (B)	135	5	100	1,133	8,128,219	12.9
MILITARY AIRLIFT COMMAND	475	33	442	6,302	23,241,212	20.4
PACIFIC AIR FORCES	333	13	320	3,527	15,145,189	22.0
STRATEGIC AIR COMMAND	1,459	83	1,376	14,922	49,328,497	29.6
TACTICAL AIR COMMAND	696	42	654	9,219	28,249,786	24.6
USAF ACADEMY (A)	80	1	79	572	3,268,834	24.5
U.S. AIR FORCES IN EUROPE	652	28	624	6,145	16,990,007	38.4
USAF AUDIT AGENCY	1	-	1	3	190,308	5.3
USAF INSPECTION AND SAFETY CENTER	-	-	-	-	136,080	-
USAF MILITARY PERSONNEL CENTER	6	-	6	97	434,583	13.8
USAF OFFICE OF SPECIAL INVESTIGATION	11	-	11	124	555,041	19.8
USAF SECURITY SERVICE	198	7	191	2,122	6,099,427	32.5
USAF SOUTHERN COMMAND	23	-	23	205	579,720	39.7
	<u>5,887</u>	<u>317</u>	<u>5,570</u>	<u>68,369</u>	<u>231,471,028</u>	<u>25.4</u>
USAF WORLD WIDE TOTAL	5,887	317	5,570	68,369	231,471,028	25.4

UNCLASSIFIED

UNCLASSIFIED

(A) INCLUDES CADETS

(B) INCLUDES EXPOSURE FOR HEADQUARTERS US AIR FORCE

SOURCE - DIRECTORATE OF AEROSPACE SAFETY, AIR FORCE INSPECTION AND SAFETY CENTER

TABLE 16 - ON-DUTY MILITARY PERSONNEL - DISABLING INJURY EXPERIENCE BY COMMAND - WORLD-WIDE - FY 1975

LOCATION	DISABLING INJURIES			MAN-DAYS LOST	MAN-DAYS OF EXPOSURE	DISABL INJURY RATE
	TOTAL	FATAL	NON FATAL			
AEROSPACE DEFENSE COMMAND	58	-	58	494	3,588,454	16.2
AIR FORCE ACCOUNTING AND FINANCE CENTER	1	-	1	9	31,406	31.8
AIR FORCE COMMUNICATIONS SERVICE	53	5	48	830	4,947,994	10.7
AIR FORCE DATA AUTOMATION AGENCY	1	-	1	3	135,391	7.4
AIR FORCE LOGISTICS COMMAND	22	1	21	211	1,237,432	17.8
AIR FORCE RESERVE	22	-	22	460	100,881	218.1
AIR FORCE SYSTEMS COMMAND	43	2	41	419	3,255,643	13.2
AIR RESERVE PERSONNEL CENTER	-	-	-	-	24,589	-
AIR TRAINING COMMAND	101	-	101	1,240	10,931,569	9.2
AIR UNIVERSITY	7	-	7	56	985,034	7.1
AF INTELLIGENCE SERVICE	-	-	-	-	18,144	-
AF TEST CENTER	1	-	1	14	19,721	50.7
ALASKAN AIR COMMAND	20	1	19	192	1,098,449	18.2
HEADQUARTERS COMMAND, USAF (B)	12	-	12	35	2,709,406	4.4
MILITARY AIRLIFT COMMAND	68	-	68	880	7,747,071	8.8
PACIFIC AIR FORCES	59	1	58	548	5,048,396	11.7
STRATEGIC AIR COMMAND	214	3	211	1,319	16,442,832	13.0
TACTICAL AIR COMMAND	94	3	91	985	9,416,595	10.0
USAF ACADEMY (A)	51	-	51	287	1,089,611	46.8
U.S. AIR FORCES IN EUROPE	146	2	144	937	5,663,336	25.8
USAF AUDIT AGENCY	1	-	1	3	63,436	15.8
USAF INSPECTION AND SAFETY CENTER	-	-	-	-	45,360	-
USAF MILITARY PERSONNEL CENTER	-	-	-	-	144,861	-
USAF OFFICE OF SPECIAL INVESTIGATION	6	-	6	97	185,014	32.4
USAF SECURITY SERVICE	18	1	17	157	2,033,142	8.9
USAF SOUTHERN COMMAND	3	-	3	50	193,240	15.5
	<u>1,001</u>	<u>19</u>	<u>982</u>	<u>9,226</u>	<u>77,157,009</u>	<u>13.0</u>
USAF WORLD WIDE TOTAL	1,001	19	982	9,226	77,157,009	13.0

(A) INCLUDES CADETS

(B) INCLUDES EXPOSURE FOR HEADQUARTERS US AIR FORCE

SOURCE - DIRECTORATE OF AEROSPACE SAFETY, AIR FORCE INSPECTION AND SAFETY CENTER

UNCLASSIFIED

UNCLASSIFIED

TABLE 17 - OFF-DUTY MILITARY PERSONNEL - DISABLING INJURY EXPERIENCE BY COMMAND - WORLD-WIDE - FY 1975

LOCATION	DISABLING INJURIES			MAN-DAYS LOST	MAN-DAYS OF EXPOSURE	DISABL INJURY RATE
	TOTAL	FATAL	NON FATAL			
AEROSPACE DEFENSE COMMAND	309	23	286	3,735	7,176,908	43.1
AIR FORCE ACCOUNTING AND FINANCE CENTER	2	-	2	35	62,813	31.8
AIR FORCE COMMUNICATIONS SERVICE	290	12	278	4,082	9,895,988	29.3
AIR FORCE DATA AUTOMATION AGENCY	1	-	1	15	270,781	3.7
AIR FORCE LOGISTICS COMMAND	97	6	91	1,155	2,474,864	39.2
AIR FORCE RESERVE	19	-	19	326	201,762	94.2
AIR FORCE SYSTEMS COMMAND	200	6	194	2,281	6,511,285	30.7
AIR RESERVE PERSONNEL CENTER	-	-	-	-	49,178	-
AIR TRAINING COMMAND	490	43	447	7,205	21,863,139	22.4
AIR UNIVERSITY	27	1	26	378	1,970,069	13.7
AF INTELLIGENCE SERVICE	1	-	1	1	36,289	27.6
AF TEST CENTER	-	-	-	-	39,443	-
ALASKAN AIR COMMAND	83	5	78	857	2,196,899	37.8
HEADQUARTERS COMMAND, USAF (B)	93	5	88	1,098	5,418,813	17.2
MILITARY AIRLIFT COMMAND	407	33	374	5,422	15,494,141	26.3
PACIFIC AIR FORCES	274	12	262	2,979	10,096,793	27.1
STRATEGIC AIR COMMAND	1,245	80	1,165	13,603	32,885,665	37.9
TACTICAL AIR COMMAND	602	39	563	8,234	18,833,191	32.0
USAF ACADEMY (A)	29	1	28	285	2,179,223	13.3
U.S. AIR FORCES IN EUROPE	506	26	480	5,208	11,326,671	44.7
USAF AUDIT AGENCY	-	-	-	-	126,872	-
USAF INSPECTION AND SAFETY CENTER	-	-	-	-	90,720	-
USAF MILITARY PERSONNEL CENTER	6	-	6	97	289,722	20.7
USAF OFFICE OF SPECIAL INVESTIGATION	5	-	5	27	370,027	13.5
USAF SECURITY SERVICE	180	6	174	1,965	4,066,285	44.3
USAF SOUTHERN COMMAND	20	-	20	155	386,480	51.7
	<u>4,886</u>	<u>298</u>	<u>4,588</u>	<u>59,143</u>	<u>154,314,019</u>	<u>31.7</u>
USAF WORLD WIDE TOTAL	4,886	298	4,588	59,143	154,314,019	31.7

UNCLASSIFIED

UNCLASSIFIED

(A) INCLUDES CADETS

(B) INCLUDES EXPOSURE FOR HEADQUARTERS US AIR FORCE

SOURCE - DIRECTORATE OF AEROSPACE SAFETY, AIR FORCE INSPECTION AND SAFETY CENTER

TABLE 18 -- ON-DUTY CIVILIAN PERSONNEL -- DISABLING INJURY EXPERIENCE BY COMMAND -- WORLD-WIDE -- FY 1975

LOCATION	DISABLING INJURIES			MAN-DAYS LOST	MAN-HOURS OF EXPOSURE	DISABL INJURY RATE
	TOTAL	FATAL	NON FATAL			
AEROSPACE DEFENSE COMMAND	22	-	22	229	10,634,053	2.1
AIR FORCE ACCOUNTING AND FINANCE CENTER	5	-	5	62	4,730,108	1.1
AIR FORCE COMMUNICATIONS SERVICE	11	-	11	119	12,926,736	.9
AIR FORCE DATA AUTOMATION AGENCY	-	-	-	-	1,514,664	-
AIR FORCE LOGISTICS COMMAND	235	5	230	3,111	195,698,687	1.2
AIR FORCE RESERVE	91	-	91	862	22,994,725	4.0
AIR FORCE SYSTEMS COMMAND	115	-	115	1,398	61,574,435	1.9
AIR RESERVE PERSONNEL CENTER	-	-	-	-	1,575,023	-
AIR TRAINING COMMAND	56	-	56	623	37,722,631	1.5
AIR UNIVERSITY	9	-	9	48	4,532,432	2.0
AF INTELLIGENCE SERVICE	-	-	-	-	223,618	-
AF TEST CENTER	-	-	-	-	63,206	-
ALASKAN AIR COMMAND	24	-	24	246	4,294,736	5.6
HEADQUARTERS COMMAND, USAF (A)	11	-	11	62	12,464,044	.9
MILITARY AIRLIFT COMMAND	49	-	49	525	28,822,111	1.7
PACIFIC AIR FORCES	24	-	24	177	9,357,185	2.6
STRATEGIC AIR COMMAND	119	-	119	1,553	42,805,304	2.8
TACTICAL AIR COMMAND	71	-	71	631	23,303,776	3.0
USAF ACADEMY	15	-	15	201	4,274,703	3.5
U.S. AIR FORCES IN EUROPE	6	-	6	45	6,165,720	1.0
USAF AUDIT AGENCY	-	-	-	-	1,110,032	-
USAF INSPECTION AND SAFETY CENTER	-	-	-	-	286,224	-
USAF MILITARY PERSONNEL CENTER	-	-	-	-	1,086,880	-
USAF OFFICE OF SPECIAL INVESTIGATION	-	-	-	-	737,440	-
USAF SECURITY SERVICE	3	-	3	46	2,889,089	1.0
USAF SOUTHERN COMMAND	-	-	-	-	327,016	-
	<u>866</u>	<u>5</u>	<u>861</u>	<u>9,938</u>	<u>492,114,578</u>	<u>1.8</u>
USAF WORLD WIDE TOTAL	866	5	861	9,938	492,114,578	1.8

(A) INCLUDES EXPOSURE FOR HEADQUARTERS US AIR FORCE

SOURCE - DIRECTORATE OF AEROSPACE SAFETY, AIR FORCE INSPECTION AND SAFETY CENTER

TABLE 19 -- USAF MOTOR VEHICLE GROUND ACCIDENT EXPERIENCE AND COST BY COMMAND -- WORLD-WIDE -- FY 1975

LOCATION	ACCI- DENTS	MILES OPERATED	ACCI- DENT RATE	VEHI- CLES DAMGD	AVER. COST ACCI- DENT	TOTAL PROP. & DISABLING INJURY	USAF MOTOR VEHICLE DAMAGE	OTHER USAF PROP. DAMGD	DISABLING INJURY MIL & CIV ON-DUTY
AEROSPACE DEFENSE COMMAND	32	12,617,224	2.5	43	2,412	77,188	64,060	12,603	525
AIR FORCE ACCOUNTING AND FINANCE CENTER	-	601	-	-	-	-	-	-	-
AIR FORCE COMMUNICATIONS SERVICE	63	16,106,496	3.9	49	3,402	214,351	47,763	13,538	153,050
AIR FORCE DATA AUTOMATION AGENCY	-	5,053	-	-	-	-	-	-	-
AIR FORCE LOGISTICS COMMAND	60	22,473,910	2.7	53	1,698	101,907	21,734	9,073	71,100
AIR FORCE RESERVE	19	5,696,273	3.3	10	604	11,482	6,759	4,648	75
AIR FORCE SYSTEMS COMMAND	58	26,523,351	2.6	62	769	52,283	32,832	15,276	4,175
AIR RESERVE PERSONNEL CENTER	-	250,646	-	-	-	-	-	-	-
AIR TRAINING COMMAND	61	21,214,816	2.9	59	684	41,727	32,145	8,332	1,250
AIR UNIVERSITY	3	1,393,236	2.2	2	328	985	515	320	150
AF INTELLIGENCE SERVICE	-	78,554	-	-	-	-	-	-	-
AF TEST CENTER	-	-	-	-	-	-	-	-	-
ALASKAN AIR COMMAND	21	4,722,219	4.4	13	8,290	174,100	11,300	8,100	154,700
HEADQUARTERS COMMAND, USAF	24	6,642,615	3.6	22	549	13,169	9,985	3,184	-
MILITARY AIRLIFT COMMAND	59	30,531,523	1.9	48	785	46,317	17,628	21,389	7,300
PACIFIC AIR FORCES	85	39,216,529	2.2	98	1,151	97,868	80,508	11,910	5,450
STRATEGIC AIR COMMAND	269	98,737,579	2.7	247	872	234,653	175,456	50,447	8,750
TACTICAL AIR COMMAND	86	36,831,710	2.3	73	2,354	202,415	58,422	34,943	109,050
USAF ACADEMY (A)	9	3,088,076	2.9	9	776	6,981	5,365	1,616	-
U.S. AIR FORCES IN EUROPE	127	47,399,809	2.7	145	1,477	187,570	90,629	44,591	52,350
USAF AUCIT AGENCY	-	8,611	-	-	-	-	-	-	-
USAF INSPECTION AND SAFETY CENTER	-	23,772	-	-	-	-	-	-	-
USAF MILITARY PERSONNEL CENTER	-	23,730	-	-	-	-	-	-	-
USAF OFFICE OF SPECIAL INVESTIGATION	13	3,598,749	3.6	12	422	5,489	4,538	801	150
USAF SECURITY SERVICE	7	5,213,138	1.3	11	694	4,860	3,503	1,357	-
USAF SOUTHERN COMMAND	1	1,418,342	.7	1	334	334	134	200	-
USAF WORLD WIDE TOTAL	1,007	383,816,562	2.6	957	1,463	1,473,679	663,276	242,328	568,075

UNCLASSIFIED

UNCLASSIFIED

(A) INCLUDES CADETS

NOTE INCLUDES ACCIDENTS WHICH RESULT IN DISABLING INJURIES OR TOTAL PROPERTY DAMAGE OF AT LEAST \$180

SOURCE - DIRECTORATE OF AEROSPACE SAFETY, AIR FORCE INSPECTION AND SAFETY CENTER

TABLE 20 - GROUND ACCIDENT COST ANALYSES BY COMMAND - WORLD-WIDE - FY 1975

LOCATION	COST			
	TOTAL	MILITARY INJURY	CIVILIAN INJURY	PROPERTY DAMAGE
AEROSPACE DEFENSE COMMAND	1,853,106	1,555,850	17,175	280,081
AIR FORCE ACCOUNTING AND FINANCE CENTER	6,850	2,200	4,650	-
AIR FORCE COMMUNICATIONS SERVICE	1,601,637	1,151,800	18,925	430,912
AIR FORCE DATA AUTOMATION AGENCY	1,800	1,800	-	-
AIR FORCE LOGISTICS COMMAND	2,880,614	451,100	583,325	1,846,189
AIR FORCE RESERVE	143,304	43,400	69,650	30,254
AIR FORCE SYSTEMS COMMAND	1,412,148	946,100	104,850	361,198
AIR RESERVE PERSONNEL CENTER	-	-	-	-
AIR TRAINING COMMAND	3,237,245	2,942,150	46,725	248,370
AIR UNIVERSITY	82,142	75,800	3,600	2,742
AF INTELLIGENCE SERVICE	100	100	-	-
AF TEST CENTER	1,400	1,400	-	-
ALASKAN AIR COMMAND	2,646,484	562,850	18,450	2,065,184
HEADQUARTERS COMMAND, USAF	510,832	418,050	4,650	88,132
MILITARY AIRLIFT COMMAND	5,515,163	2,228,050	39,375	3,247,738
PACIFIC AIR FORCES	1,485,624	986,700	13,275	485,649
STRATEGIC AIR COMMAND	7,282,590	5,840,200	126,475	1,315,915
TACTICAL AIR COMMAND	7,690,823	3,224,700	57,325	4,408,798
USAF ACADEMY (A)	538,140	507,650	15,075	15,415
U.S. AIR FORCES IN EUROPE	2,245,556	1,930,150	3,375	312,031
USAF AUDIT AGENCY	300	300	-	-
USAF INSPECTION AND SAFETY CENTER	-	-	-	-
USAF MILITARY PERSONNEL CENTER	5,750	5,750	-	-
USAF OFFICE OF SPECIAL INVESTIGATION	7,251	6,250	-	1,001
USAF SECURITY SERVICE	494,053	464,050	3,450	26,553
USAF SOUTHERN COMMAND	77,923	62,300	-	15,623
USAF WORLD WIDE TOTAL	39,720,835	23,408,700	1,130,350	15,181,785

UNCLASSIFIED

UNCLASSIFIED

(A) INCLUDES CADETS

SOURCE - DIRECTORATE OF AEROSPACE SAFETY, AIR FORCE INSPECTION AND SAFETY CENTER

TABLE 21 - MILITARY PERSONNEL - DISABLING INJURY LOSSES AND COSTS RESULTING FROM USAF MOTOR VEHICLE ACCIDENTS, BY COMMAND - WORLD-WIDE - FY 1975

LOCATION	DISABLING INJURIES			MAN-DAYS LOST	INJURY COST
	TOTAL	FATAL	NON FATAL		
AEROSPACE DEFENSE COMMAND	-	-	-	-	-
AIR FORCE ACCOUNTING AND FINANCE CENTER	-	-	-	-	-
AIR FORCE COMMUNICATIONS SERVICE	7	3	4	61	153,050
AIR FORCE DATA AUTOMATION AGENCY	-	-	-	-	-
AIR FORCE LOGISTICS COMMAND	2	-	2	6	500
AIR FORCE RESERVE	-	-	-	-	-
AIR FORCE SYSTEMS COMMAND	3	-	3	76	3,800
AIR RESERVE PERSONNEL CENTER	-	-	-	-	-
AIR TRAINING COMMAND	1	-	1	1	50
AIR UNIVERSITY	-	-	-	-	-
AF INTELLIGENCE SERVICE	-	-	-	-	-
AF TEST CENTER	-	-	-	-	-
ALASKAN AIR COMMAND	5	3	2	77	154,700
HEADQUARTERS COMMAND, USAF	-	-	-	-	-
MILITARY AIRLIFT COMMAND	3	-	3	81	6,250
PACIFIC AIR FORCES	3	-	3	109	5,450
STRATEGIC AIR COMMAND	14	-	14	166	8,300
TACTICAL AIR COMMAND	8	2	6	172	108,750
USAF ACADEMY (A)	-	-	-	-	-
U.S. AIR FORCES IN EUROPE	4	1	3	47	52,350
USAF AUDIT AGENCY	-	-	-	-	-
USAF INSPECTION AND SAFETY CENTER	-	-	-	-	-
USAF MILITARY PERSONNEL CENTER	-	-	-	-	-
USAF OFFICE OF SPECIAL INVESTIGATION	1	-	1	3	150
USAF SECURITY SERVICE	-	-	-	-	-
USAF SOUTHERN COMMAND	-	-	-	-	-
USAF WORLD WIDE TOTAL	<u>51</u>	<u>9</u>	<u>42</u>	<u>799</u>	<u>493,350</u>

UNCLASSIFIED

UNCLASSIFIED

(A) INCLUDES CADETS

SOURCE - DIRECTORATE OF AEROSPACE SAFETY, AIR FORCE INSPECTION AND SAFETY CENTER

TABLE 22 - ON-DUTY CIVILIAN PERSONNEL - DISABLING INJURY LOSSES AND COSTS RESULTING FROM USAF MOTOR VEHICLE ACCIDENTS BY COMMAND - WORLD-WIDE - FY 1975

LOCATION	DISABLING INJURIES			MAN-DAYS LOST	INJURY COST
	TOTAL	FATAL	NON FATAL		
AEROSPACE DEFENSE COMMAND	1	-	1	7	525
AIR FORCE ACCOUNTING AND FINANCE CENTER	-	-	-	-	-
AIR FORCE COMMUNICATIONS SERVICE	-	-	-	-	-
AIR FORCE DATA AUTOMATION AGENCY	-	-	-	-	-
AIR FORCE LOGISTICS COMMAND	3	1	2	8	70,600
AIR FORCE RESERVE	1	-	1	1	75
AIR FORCE SYSTEMS COMMAND	1	-	1	5	375
AIR RESERVE PERSONNEL CENTER	-	-	-	-	-
AIR TRAINING COMMAND	2	-	2	16	1,200
AIR UNIVERSITY	1	-	1	2	150
AF INTELLIGENCE SERVICE	-	-	-	-	-
AF TEST CENTER	-	-	-	-	-
ALASKAN AIR COMMAND	-	-	-	-	-
HEADQUARTERS COMMAND, USAF	-	-	-	-	-
MILITARY AIRLIFT COMMAND	2	-	2	14	1,050
PACIFIC AIR FORCES	-	-	-	-	-
STRATEGIC AIR COMMAND	1	-	1	6	450
TACTICAL AIR COMMAND	1	-	1	4	300
USAF ACADEMY	-	-	-	-	-
U.S. AIR FORCES IN EUROPE	-	-	-	-	-
USAF AUDIT AGENCY	-	-	-	-	-
USAF INSPECTION AND SAFETY CENTER	-	-	-	-	-
USAF MILITARY PERSONNEL CENTER	-	-	-	-	-
USAF OFFICE OF SPECIAL INVESTIGATION	-	-	-	-	-
USAF SECURITY SERVICE	-	-	-	-	-
USAF SOUTHERN COMMAND	-	-	-	-	-
	<u>13</u>	<u>1</u>	<u>12</u>	<u>63</u>	<u>74,725</u>
USAF WORLD WIDE TOTAL	13	1	12	63	74,725

UNCLASSIFIED

UNCLASSIFIED

SOURCE - DIRECTORATE OF AEROSPACE SAFETY, AIR FORCE INSPECTION AND SAFETY CENTER

TABLE 23 - MILITARY PERSONNEL - DISABLING INJURY LOSSES AND COSTS RESULTING FROM PRIVATE MOTOR VEHICLE ACCIDENTS BY COMMAND - WORLD-WIDE - FY 1975

LOCATION	DISABLING INJURIES			MAN-DAYS LOST	INJURY COST
	TOTAL	FATAL	NON FATAL		
AEROSPACE DEFENSE COMMAND	121	14	107	2,004	861,250
AIR FORCE ACCOUNTING AND FINANCE CENTER	1	-	1	14	700
AIR FORCE COMMUNICATIONS SERVICE	111	9	102	2,209	612,600
AIR FORCE DATA AUTOMATION AGENCY	1	-	1	3	300
AIR FORCE LOGISTICS COMMAND	32	5	27	396	272,650
AIR FORCE RESERVE	8	-	8	189	10,950
AIR FORCE SYSTEMS COMMAND	87	6	81	1,171	556,600
AIR RESERVE PERSONNEL CENTER	-	-	-	-	-
AIR TRAINING COMMAND	176	30	146	3,932	1,872,200
AIR UNIVERSITY	13	1	12	205	61,300
AF INTELLIGENCE SERVICE	-	-	-	-	-
AF TEST CENTER	-	-	-	-	-
ALASKAN AIR COMMAND	13	1	12	180	149,000
HEADQUARTERS COMMAND, USAF	33	4	29	600	259,850
MILITARY AIRLIFT COMMAND	175	15	160	3,321	972,300
PACIFIC AIR FORCES	66	4	62	1,202	335,150
STRATEGIC AIR COMMAND	443	52	391	6,649	3,162,250
TACTICAL AIR COMMAND	280	33	247	4,707	2,289,100
USAF ACADEMY (A)	9	1	8	142	149,600
U.S. AIR FORCES IN EUROPE	191	23	168	3,005	1,401,400
USAF AUDIT AGENCY	-	-	-	-	-
USAF INSPECTION AND SAFETY CENTER	-	-	-	-	-
USAF MILITARY PERSONNEL CENTER	1	-	1	35	1,750
USAF OFFICE OF SPECIAL INVESTIGATION	1	-	1	1	100
USAF SECURITY SERVICE	55	4	51	1,061	257,400
USAF SOUTHERN COMMAND	2	-	2	28	1,400
USAF WORLD WIDE TOTAL	1,819	202	1,617	31,054	13,227,850

UNCLASSIFIED

UNCLASSIFIED

(A) INCLUDES CAETS

SOURCE - DIRECTORATE OF AEROSPACE SAFETY, AIR FORCE INSPECTION AND SAFETY CENTER

TABLE 24 - MILITARY PERSONNEL - DISABLING INJURY LOSSES AND COSTS RESULTING FROM ALL OTHER (NON-VEHICULAR) ACCIDENTS BY COMMAND - WORLD-WIDE - FY 1975

LOCATION	DISABLING INJURIES			MAN-DAYS LOST	INJURY COST
	TOTAL	FATAL	NON FATAL		
AEROSPACE DEFENSE COMMAND	246	9	237	2,225	694,600
AIR FORCE ACCOUNTING AND FINANCE CENTER	2	-	2	30	1,500
AIR FORCE COMMUNICATIONS SERVICE	225	5	220	2,642	386,150
AIR FORCE DATA AUTOMATION AGENCY	1	-	1	15	1,500
AIR FORCE LOGISTICS COMMAND	85	2	83	964	177,950
AIR FORCE RESERVE	33	-	33	597	32,450
AIR FORCE SYSTEMS COMMAND	153	2	151	1,453	385,700
AIR RESERVE PERSONNEL CENTER	-	-	-	-	-
AIR TRAINING COMMAND	414	13	401	4,512	1,069,900
AIR UNIVERSITY	21	-	21	229	14,500
AF INTELLIGENCE SERVICE	1	-	1	1	100
AF TEST CENTER	1	-	1	14	1,400
ALASKAN AIR COMMAND	85	2	83	792	259,150
HEADQUARTERS COMMAND, USAF	72	1	71	533	158,200
MILITARY AIRLIFT COMMAND	297	18	279	2,900	1,249,500
PACIFIC AIR FORCES	264	9	255	2,216	646,100
STRATEGIC AIR COMMAND	1,002	31	971	8,107	2,669,650
TACTICAL AIR COMMAND	408	7	401	4,340	826,850
USAF ACADEMY (A)	71	-	71	430	358,050
U.S. AIR FORCES IN EUROPE	457	4	453	3,093	476,400
USAF AUDIT AGENCY	1	-	1	3	300
USAF INSPECTION AND SAFETY CENTER	-	-	-	-	-
USAF MILITARY PERSONNEL CENTER	5	-	5	62	4,000
USAF OFFICE OF SPECIAL INVESTIGATION	9	-	9	120	6,000
USAF SECURITY SERVICE	143	3	140	1,061	206,650
USAF SOUTHERN COMMAND	21	-	21	177	60,900
	<u>4,017</u>	<u>106</u>	<u>3,911</u>	<u>36,516</u>	<u>9,687,500</u>
USAF WORLD WIDE TOTAL	4,017	106	3,911	36,516	9,687,500

UNCLASSIFIED

UNCLASSIFIED

(A) INCLUDES CADETS

SOURCE - DIRECTORATE OF AEROSPACE SAFETY, AIR FORCE INSPECTION AND SAFETY CENTER

TABLE 25 -- ON-DUTY CIVILIAN PERSONNEL -- DISABLING INJURY LOSSES AND COSTS RESULTING FROM ALL OTHER (NON-VEHICULAR) ACCIDENTS BY COMMAND -- WORLD-WIDE -- FY 1975

LOCATION	DISABLING INJURIES			MAN-DAYS LOST	INJURY COST
	TOTAL	FATAL	NON FATAL		
AEROSPACE DEFENSE COMMAND	21	-	21	222	16,650
AIR FORCE ACCOUNTING AND FINANCE CENTER	4	-	4	57	4,275
AIR FORCE COMMUNICATIONS SERVICE	10	-	10	115	18,625
AIR FORCE DATA AUTOMATION AGENCY	-	-	-	-	-
AIR FORCE LOGISTICS COMMAND	221	4	217	2,819	491,425
AIR FORCE RESERVE	90	-	90	861	69,575
AIR FORCE SYSTEMS COMMAND	109	-	109	1,346	100,950
AIR RESERVE PERSONNEL CENTER	-	-	-	-	-
AIR TRAINING COMMAND	53	-	53	597	44,775
AIR UNIVERSITY	8	-	8	46	3,450
AF INTELLIGENCE SERVICE	-	-	-	-	-
AF TEST CENTER	-	-	-	-	-
ALASKAN AIR COMMAND	24	-	24	246	18,450
HEADQUARTERS COMMAND, USAF	11	-	11	62	4,650
MILITARY AIRLIFT COMMAND	47	-	47	511	38,325
PACIFIC AIR FORCES	24	-	24	177	13,275
STRATEGIC AIR COMMAND	117	-	117	1,532	124,900
TACTICAL AIR COMMAND	70	-	70	627	57,025
USAF ACADEMY	14	-	14	188	14,100
U.S. AIR FORCES IN EUROPE	6	-	6	45	3,375
USAF AUDIT AGENCY	-	-	-	-	-
USAF INSPECTION AND SAFETY CENTER	-	-	-	-	-
USAF MILITARY PERSONNEL CENTER	-	-	-	-	-
USAF OFFICE OF SPECIAL INVESTIGATION	-	-	-	-	-
USAF SECURITY SERVICE	3	-	3	46	3,450
USAF SOUTHERN COMMAND	-	-	-	-	-
	<u>832</u>	<u>4</u>	<u>828</u>	<u>9,497</u>	<u>1,027,275</u>
USAF WORLD WIDE TOTAL	832	4	828	9,497	1,027,275

UNCLASSIFIED

UNCLASSIFIED

SOURCE - DIRECTORATE OF AEROSPACE SAFETY, AIR FORCE INSPECTION AND SAFETY CENTER

UNCLASSIFIED

UNCLASSIFIED

Materiel



PART IV

UNCLASSIFIED

PART IV

MATERIEL

AIRCRAFT AND MISSILES

INTRODUCTION

Information included in this section provides data pertaining to procurement and production of aircraft and missiles for the USAF, Military Assistance-Service Funded (MASF), Foreign Military Sales (FMS), Military Assistance Program (Grant Aid), and other Services/Agencies, during Fiscal Year 1975.

The aircraft and missile tables reflect the procurement programs, by fiscal year funding, for FY 1973 and prior, FY 1974, and FY 1975. The tables also reflect quantities accepted, by month, during Fiscal Year 1975.

Production data for aircraft and missiles are obtained under the provisions of AF Regulation 84-8, dated 26 August 1974. Procurement data, by FY Funding, are obtained from the WA and WM Aircraft and Missile Production Planning Schedules, as changed by Procurement Authorizations issued by Headquarters USAF/RDXP.

DEFINITIONS

MISSION/DESIGN/SERIES - Air Force Regulation 82-1, dated 27 March 1974, Designating and Naming Defense Equipment (Military Aircraft, Rockets, and Guided Missiles) establishes a uniform system for designating and naming military aircraft and missiles. DOD Directive 4120.15-L, 15 April 1974, Model Designation of Military Aircraft, Rockets and Guided Missiles, lists the current designation for each of these aerospace vehicles.

ACCEPTANCE - Aircraft, missile or drone which has been shop-assembled and fully inspected by constituted USAF, Navy or Army production authorities, and for which the title, responsibility, and accountability has been assumed by the contracting agency of the recipient.

AIRCRAFT - A heavier-than-air vehicle, designed primarily for flight in the atmosphere, which has incorporated in its prime design the ability and/or requirement for human occupancy.

DRONE - Any aircraft or missile modified or produced to perform the mission of a target for weapon evaluation or crew training, or for reconnaissance, and has incorporated into its prime design the ability to be flown by remote control.

GUIDED MISSILE - Unmanned, self-propelled vehicle designed to move in a trajectory or flight path all or partially above the earth's surface and whose trajectory or course, while the vehicle is in motion, is capable of being controlled remotely or by homing systems, or by inertial and/or programmed guidance from within. This term does not include space vehicles, space boosters, or Naval torpedoes, but it does include target and reconnaissance drones.

UNCLASSIFIED

TABLE 25 - USAF AIRCRAFT ACCEPTANCES OF MODELS IN PRODUCTION, BY MANUFACTURER, BY RECIPIENT, BY MONTH - FY 1975

Mission, Design & Series	Manufacturer	Accepted Prior to 1 Jul 74	ACCEPTANCES FOR FISCAL YEAR 1975													Total Accepted To Date
			Total	Jul 1974	Aug	Sep	Oct	Nov	Dec	Jan 1975	Feb	Mar	Apr	May	Jun	
GRAND TOTAL			<u>701</u>	<u>54</u>	<u>59</u>	<u>59</u>	<u>58</u>	<u>60</u>	<u>48</u>	<u>72</u>	<u>58</u>	<u>61</u>	<u>57</u>	<u>55</u>	<u>60</u>	
TOTAL - USAF			<u>99</u>	<u>12</u>	<u>8</u>	<u>6</u>	<u>7</u>	<u>7</u>	<u>6</u>	<u>9</u>	<u>7</u>	<u>8</u>	<u>12</u>	<u>8</u>	<u>9</u>	
Fighter/Attack			<u>63</u>	<u>5</u>	<u>3</u>	<u>3</u>	<u>3</u>	<u>4</u>	<u>5</u>	<u>7</u>	<u>4</u>	<u>6</u>	<u>11</u>	<u>5</u>	<u>7</u>	
A-7D	Ling-Temco Vought	399	24	2	2	2	2	2	2	2	2	2	2	2	2	423
A-10A	Fairchild	2	3	-	-	-	-	-	-	-	-	1	-	1	1	5
F-4E	McDonnell-Douglas	740	8	-	-	-	-	-	1	1	1	1	3	-	1	748
F-5E	Northrop	5	-	-	-	-	-	-	-	-	-	-	-	-	-	5
F-15A	McDonnell-Douglas	14	15	2	1	-	-	-	1	2	1	1	3	2	2	29
TF-15A	McDonnell-Douglas	2	5	-	-	-	-	2	-	1	-	-	2	-	-	7
F-111F	General Dynamics	85	8	1	-	1	1	-	1	1	-	1	1	-	1	93
Cargo/Transport			<u>29</u>	<u>4</u>	<u>4</u>	<u>2</u>	<u>3</u>	<u>2</u>	<u>1</u>	<u>2</u>	<u>3</u>	<u>2</u>	<u>1</u>	<u>3</u>	<u>2</u>	
C-5A	Lockheed	79	-	-	-	-	-	-	-	-	-	-	-	-	-	79
C-130H	Lockheed	1	25	4	4	2	2	2	1	2	2	1	1	2	2	26
VC-9C	McDonnell-Douglas	-	3	-	-	-	-	-	-	-	1	1	-	1	(Complete)	3
E-4	Boeing	2	1	-	-	-	1	-	-	-	-	-	-	-	-	3
Trainer			<u>2</u>	<u>2</u>	<u>-</u>	<u>-</u>	<u>-</u>	<u>-</u>	<u>-</u>	<u>-</u>	<u>-</u>	<u>-</u>	<u>-</u>	<u>-</u>	<u>-</u>	
T-43A	Boeing	17	2	2 (Complete)	-	-	-	-	-	-	-	-	-	-	-	19
Other			<u>5</u>	<u>1</u>	<u>1</u>	<u>1</u>	<u>1</u>	<u>1</u>	<u>-</u>	<u>-</u>	<u>-</u>	<u>-</u>	<u>-</u>	<u>-</u>	<u>-</u>	
HH-53C	Sikorsky	39	5	1	1	1	1	1	-	-	-	-	-	-	-	44

UNCLASSIFIED

UNCLASSIFIED

USAF FOR MILITARY ASSISTANCE - SERVICE FUNDED (MASF)

TOTAL - MASF			<u>246</u>	<u>21</u>	<u>23</u>	<u>17</u>	<u>19</u>	<u>22</u>	<u>15</u>	<u>27</u>	<u>22</u>	<u>20</u>	<u>20</u>	<u>19</u>	<u>21</u>	
A-37B (MASF)	Cessna	168	33	-	-	-	-	3	2	9	6	5	4	2	2	201
F-5B (MASF)	Northrop	10	1	1 (Complete)	-	-	-	-	-	-	-	-	-	-	-	11
F-5E (MASF)	Northrop	59	17	6	4	2	2	2	1 (Complete)	-	-	-	-	-	-	76
CH-47C (MASF)	Boeing-Vertol	-	4	-	-	-	-	-	1	-	-	-	-	1	2	4
UH-1H (MASF) ^{1/}	Bell	777	191	14	19	15	17	17	12	17	16	15	16	16	17	968

^{1/} Payback to Army.

TABLE 26 - USAF AIRCRAFT ACCEPTANCES OF MODELS IN PRODUCTION, BY MANUFACTURER, BY RECIPIENT, BY MONTH - FY 1975 (CONTINUED)

Mission, Design & Series	Manufactur-er	Accepted Prior to 1 Jul 74	ACCEPTANCES FOR FISCAL YEAR 1975												Total Accepted To Date	
			Total	Jul 1974	Aug	Sep	Oct	Nov	Dec	Jan 1975	Feb	Mar	Apr	May		Jun
USAF For Security Assistance Program (Foreign Military Sales (FMS) and Grant-Aid (MAP-G.A.))																
<u>TOTAL - SAP</u>			<u>356</u>	<u>21</u>	<u>28</u>	<u>36</u>	<u>32</u>	<u>31</u>	<u>27</u>	<u>36</u>	<u>29</u>	<u>33</u>	<u>25</u>	<u>28</u>	<u>30</u>	
<u>TOTAL - MAP-G.A.</u>			<u>65</u>	<u>2</u>	<u>3</u>	<u>4</u>	<u>7</u>	<u>6</u>	<u>4</u>	<u>7</u>	<u>7</u>	<u>7</u>	<u>7</u>	<u>7</u>	<u>4</u>	
<u>TOTAL - FMS</u>			<u>291</u>	<u>19</u>	<u>25</u>	<u>32</u>	<u>25</u>	<u>25</u>	<u>23</u>	<u>29</u>	<u>22</u>	<u>26</u>	<u>18</u>	<u>21</u>	<u>26</u>	
A-37B (FMS-Guatemala)	Cessna	8	5	-	1	1	-	-	-	3	(Complete)	-	-	-	-	13
A-37B (FMS-Chile)	Cessna	-	5	-	-	-	-	-	-	-	-	-	-	3	2	5
A-37B (FMS-Honduras)	Cessna	-	2	-	-	-	-	-	-	-	-	-	-	-	2	2
A-37B (FMS-Peru)	Cessna	-	8	-	-	-	-	-	-	-	-	-	-	2	6	8
F-4E (FMS-Israel)	McDonnell-Douglas	116	6	2	2	1	1	-	-	-	-	-	-	-	-	122
F-4E (FMS-Turkey)	McDonnell-Douglas	-	29	-	2	2	2	2	4	4	4	4	3	1	1	29
F-4E (FMS-Iran)	McDonnell-Douglas	87	36	2	2	3	3	4	4	4	3	4	2	3	2	123
F-4E (FMS-Greece)	McDonnell-Douglas	16	20	4	6	8	2	-	-	-	-	-	-	-	-	36
F-4E (FMS-Germany)	McDonnell-Douglas	60	64	6	6	6	7	8	3	8	4	8	4	1	3	124
F-5B (FMS-Rep of China)	Northrop	-	10	-	1	1	1	1	-	-	2	1	1	1	1	10
F-5B (FMS-Malaysia)	Northrop	-	2	-	-	-	-	-	1	1	(Complete)	-	-	-	-	2
F-5E (MAP-Korea)	Northrop	-	45	2	3	4	4	4	4	6	5	3	6	3	1	45
F-5E (MAP-Jordan)	Northrop	-	10	-	-	-	-	-	-	1	2	4	1	1	1	10
F-5E (FMS-Iran)	Northrop	17	83	2	3	8	9	9	10	7	7	7	7	7	7	100
F-5E (FMS-Saudi Arabia)	Northrop	25	5	2	2	1	-	-	-	-	-	-	-	-	-	30
F-5E (FMS-Malaysia)	Northrop	-	12	-	-	-	-	-	-	2	2	2	1	3	2	12
KC-707-3J9C (FMS-Iran)	Boeing	2	4	1	-	1	-	1	1	-	-	-	-	-	-	6
T-37C (MAP-GA)	Cessna	157	5	-	-	-	-	-	-	-	-	-	-	3	2	162
T-41D (MAP-GA)	Cessna	165	5	-	-	-	3	2	-	-	-	-	-	-	-	170

UNCLASSIFIED

UNCLASSIFIED

TABLE 27 - USAF GUIDED MISSILE (INCLUDING TARGET DRONE) ACCEPTANCES BY MANUFACTURER, BY MONTH - FY 1975

DESIGNATION	POPULAR NAME	MANUFACTURER	ACCEPTED PRIOR TO 1 JUL 74	ACCEPTANCES FOR FISCAL YEAR 1975												TOTAL ACCEPTED TO DATE	
				TOTAL	JUL 1974	AUG	SEP	OCT	NOV	DEC	JAN 1975	FEB	MAR	APP	MAY		JUN
USAF FOR USAF																	
<u>GUIDED MISSILE/DRONE - TOTAL</u>				6,263	421	576	136	183	437	-5	34	458	870	1141	1152	860	
<u>STRATEGIC MISSILES - TOTAL</u>				649	57	51	50	51	50	48	48	48	78	67	67	34	
LGM-30G	Minuteman	Boeing	526	110	12	11	10	11	10	8	8	8	8	8	8	8	636
LGM-69A	SRAM	Boeing	942	539	45	40	40	40	40	40	40	40	70	59	59	26	1481 ^{2/}
<u>TACTICAL MISSILES - TOTAL</u>				5,563	364	515	74	123	373	-58	-14	410	792	1074	1085	825	
AGM-45A	Shrike	Texas Instrument	9,133	8	-	-	-	-	-	-	-	-	3	-	5	-	9141
AGM-65A	Maverick	Hughes	4,194	5,398	364	515	74	123	373	-58 ^{1/}	-14 ^{1/}	410	789	1071	1029	722	9592 ^{3/}
AGM-65B	Maverick	Hughes	-	157	-	-	-	-	-	-	-	-	-	3	51	103	157
<u>AIR-TO-AIR MISSILES - TOTAL</u>				50	-	10	12	9	14	5	-	-	-	-	-	-	
AIM-7F	Sparrow	Raytheon	50	50	-	10	12	9	14	5	-	-	-	-	-	-	100
<u>TARGET DRONES - TOTAL</u>				1	-	-	-	-	-	-	-	-	-	-	-	1	
BQM-34F	Firebee	Ryan	99	-	(Complete)	-	-	-	-	-	-	-	-	-	-	-	99
PQM-102			-	1	-	-	-	-	-	-	-	-	-	-	-	1	1
USAF FOR NAVY/ARMY																	
<u>TARGET DRONES - TOTAL</u>				123	10	10	11	11	11	6	10	11	11	12	10	10	
BQM-34A (NAVY)	Firebee	Ryan	2,305	-	-	-	-	-	-	-	-	-	-	-	-	-	2305
BQM-34A (ARMY)	Firebee	Ryan	-	29	-	-	11	11	7	-	-	-	-	-	-	-	29
BQM-34S (NAVY)	Firebee	Ryan	38	94	10	10	-	-	4	6	10	11	11	12	10	10	132

1/ Diverted to FMS from Inventory.

2/ Includes 17 No Year missiles.

3/ Includes 63 No Year missiles.

UNCLASSIFIED

UNCLASSIFIED

UNCLASSIFIED

TABLE 28 -- USAF AIRCRAFT PROCUREMENT PROGRAMS BY FISCAL YEAR FUNDING --
FY 1973 AND PRIOR THROUGH FY 1975

MISSION, DESIGN, AND SERIES	NO YEAR FUNDING	FY 1973 AND PRIOR	FY 1974	FY 1975
GRAND TOTAL	<u>46</u>	<u>3,956</u>	<u>741</u>	<u>484</u>
USAF FOR USAF				
<u>TOTAL - USAF</u>	<u>46</u>	<u>1,482</u>	<u>181</u>	<u>195</u>
<u>BOMBERS - TOTAL</u>	<u>4</u>	<u>-</u>	<u>-</u>	<u>-</u>
B-1A	4	-	-	-
<u>FIGHTER/ATTACK - TOTAL</u>	<u>33</u>	<u>1,323</u>	<u>122</u>	<u>189</u>
A-7D	-	411	24	24
A-10	8	-	-	22
F-4E	-	788	24	-
F-5E	5	-	-	71
F-15A	18	23	56	62
TF-15A	2	7	6	10
F-111F	-	94	12	-
<u>CARGO/TRANSPORT - TOTAL</u>	<u>9</u>	<u>101</u>	<u>43</u>	<u>6</u>
C-5A	5	76	-	-
C-130H	-	20	42	-
VC-9C	-	3	-	-
E-3A	3	-	-	6
E-4A	1	2	1	-
<u>OTHER - TOTAL</u>	<u>-</u>	<u>58</u>	<u>16</u>	<u>-</u>
C-12A	-	14	16	-
HH-53C	-	44	-	-
USAF FOR MILITARY ASSISTANCE - SERVICE FUNDED (MASF)				
<u>TOTAL - MASF</u>	<u>-</u>	<u>1,189</u>	<u>204</u>	<u>-</u>
<u>FIGHTER/ATTACK - TOTAL</u>	<u>-</u>	<u>317</u>	<u>-</u>	<u>-</u>
A-37B (MASF)	-	228	-	-
F-5B (MASF)	-	11	-	-
F-5E (MASF)	-	78	-	-
<u>OTHER (MASF) - TOTAL</u>	<u>-</u>	<u>872</u>	<u>204</u>	<u>-</u>
UH-1H (MASF)	-	872	180	-
CH-47C (MASF)	-	-	24	-

UNCLASSIFIED

UNCLASSIFIED

TABLE 28 - USAF AIRCRAFT PROCUREMENT PROGRAMS BY FISCAL YEAR FUNDING -
FY 1973 AND PRIOR THROUGH FY 1975 (CONTINUED)

MISSION, DESIGN, AND SERIES	NO YEAR FUNDING	FY 1973 AND PRIOR	FY 1974	FY 1975
USAF FOR SECURITY ASSISTANCE PROGRAM (FMS AND GRANT AID)				
TOTAL - FMS/MAP-G.A.		1,274	352	278
FIGHTER/ATTACK - TOTAL		761	307	245
A-37B (FMS-Ecuador)	-	-	-	12
A-37B (FMS-Guatemala)	13	-	-	-
A-37B (FMS-Chile)	-	16	-	18
A-37B (FMS-Honduras)	-	6	-	-
A-37B (FMS-Peru)	-	24	-	12
A-37B (FMS-Uruguay)	-	-	-	8
F-4E (FMS-Israel)	122	82	-	-
F-4E (FMS-Australia)	1	-	-	-
F-4E (FMS-Iran)	141	-	-	36
F-4E (FMS-Greece)	36	2	-	-
F-4E (FMS-Turkey)	40	-	-	-
F-4E (FMS-Germany)	-	-	-	10
F-4E (FMS-Germany)	175	-	-	-
RF-4E (FMS-Israel)	-	6	-	6
RF-4E (FMS-Iran)	-	12	-	-
F-5B (MAP-Grant Aid)	88	-	-	-
F-5B (FMS-Jordan)	2	-	-	-
F-5B (FMS-Malaysia)	2	-	-	-
F-5B (FMS-Saudi Arabia)	20	-	-	-
F-5B (FMS-Republic of China)	12	-	-	-
F-5E (FMS-Korea)	-	13	-	-
F-5E (MAP-G.A.-Korea)	-	3	-	-
F-5E (FMS-Iran)	58	83	-	-
F-5E (FMS-Chile)	-	-	-	15
F-5E (FMS-Saudi Arabia)	30	-	-	40
F-5E (FMS-Malaysia)	-	14	-	-
F-5E (MAP-G.A.-Korea)	21	24	-	27
F-5E (MAP-G.A.-Jordan)	-	22	-	10
F-5F (FMS-Chile)	-	-	-	3
F-5F (FMS-Iran)	-	-	-	28
F-5F (FMS-Saudi Arabia)	-	-	-	20
CARGO/TRANSPORT - TOTAL		20	11	23
C-130E (MAP-Grant Aid)	10	-	-	-
C-130H (FMS-Canada)	-	5	-	-
C-130H (FMS-Israel)	4	6	-	6
C-130H (FMS-Greece)	-	-	-	8
KC-707-3J9C (FMS-Iran)	6	-	-	7
KC-130H (FMS-Israel)	-	-	-	2
TRAINERS - TOTAL		341	12	10
T-37C (MAP-Grant Aid)	171	-	-	-
T-37C (FMS-Pakistan)	-	11	-	7
T-41D (MAP-Grant Aid)	170	1	-	3
OTHER - TOTAL		152	22	-
UH-1N (FMS-Thailand)	-	-	2	-
AU-23 (FMS-Thailand)	-	-	20	-
U-17B (MAP-Grant Aid)	151	-	-	-
PC-6/B2-H2 (MAP-Grant Aid)	1	-	-	-
USAF FOR OTHER SERVICES/AGENCIES				
TOTAL - OTHER SERVICES/AGENCIES		11	4	11
F-5E (Navy)	-	-	-	5
HC-130H (Coast Guard)	8	-	-	-
KC-130R (Marine Corps)	-	4	-	6
HC-130R (National Science Foundation)	3	-	-	-

Source: Programming Division, Directorate of Planning, Programming, and Analysis, DCS/R&D

UNCLASSIFIED

TABLE 29 - USAF GUIDED MISSILE (INCLUDING TARGET DRONE) PROCUREMENT PROGRAMS
BY FISCAL YEAR FUNDING - FY 1975 AND PRIOR

DESIGNATION	POPULAR NAME	NO YEAR FUNDING	FY 1973 AND PRIOR	FY 1974	FY 1975
<u>GUIDED MISSILE/DRONE - TOTAL</u>		<u>130</u>	<u>18,824</u>	<u>7,005</u>	<u>6,724</u>
<u>STRATEGIC MISSILE - TOTAL</u>		<u>17</u>	<u>1,574</u>	<u>569</u>	<u>61</u>
LGM-30G	MINUTEMAN	17	528	115	61
AGM-69A	SRAM	-	1,046	454	-
<u>TACTICAL MISSILE - TOTAL</u>		<u>63</u>	<u>14,738</u>	<u>6,200</u>	<u>6,270</u>
AGM-45A	SHRIKE	-	9,438	200	270
AGM-65A	MAVERICK	63	5,000	3,500	3,600
AGM-65A (FMS)	MAVERICK	-	-	2,500	400
AGM-65B	MAVEPICK	-	-	-	2,000
AGM-78D	STANDARD ARM	-	300	-	-
<u>AIR-TO-AIR MISSILE - TOTAL</u>		<u>50</u>	<u>50</u>	<u>75</u>	<u>300</u>
AIM-7F	SPARROW	50	50	75	300
<u>TARGET DRONE - TOTAL</u>		<u>-</u>	<u>2,462</u>	<u>145</u>	<u>93</u>
BQM-34F	FIREBEE	-	99	-	-
BQM-34A (NAVY)	FIREBEE	-	2,305	-	-
BQM-34S (NAVY)	FIREBEE	-	58	94	84
BQM-34A (ARMY)	FIREBEE	-	-	29	-
PQM-102		-	-	8	9
PQM-102 (ARMY)		-	-	14	-
<u>OTHER DRONES - TOTAL</u>		<u>-</u>	<u>-</u>	<u>16</u>	<u>-</u>
AQM-34V		-	-	16	-

UNCLASSIFIED

UNCLASSIFIED

Source: Programming Division, Directorate of Planning, Programming and Analysis, DCS/R&D

TABLE 30 - USAF MISSILE AND TARGET DRONE PRODUCTION, SCHEDULES AND ACCEPTANCES - AT END OF FY 1975

ITEMS	TOTAL PROGRAMMED 1/							SCHEDULED ACCEPTANCES						SCHEDULE VS ACCEPTANCES		
	R&D	FY 74 & Prior	FY 75	FY 76	FY 77	FY 77 & Beyond	Total	FY 74 & Prior (Act)	FY 75	FY 76	FY 77	FY 77 & Beyond	Total	Cum Through 30 Jun 75		Status Plus or Minus
	Msls												SCH	ACT		
LGM-30G MINUTEMAN III	27	643	61	50			781	531	105	70	15	60	781	619	619	
AGM-45A SHRIKE		9638	270	1318	300	5237	16763	9133	105	550	60	6915	16763	9238	9141	-97
AGM-65A/B MAVERICK		8500	5600	6000	1200	8750	30050	5031	4129	7740	1200	11950	30050	9164	9686	+522
AGM-65C (Laser)						8000	8000					8000	8000			
AGM-65D (IIR)						3250	3250					3250	3250			
AGM-69A SRAM		1500					1500	942	485	73			1500	1481	1481	+54
AGM-69B SRAM						2105	2105					2105	2105			
AGM-78D STANDARD ARM		300					300			257	43		300			
AGM-85A HARPOON						220	220					220	220			
AIM-7F SPARROW F	50	125	300	620		4305	5400	50	50	145	80	5075	5400	100	100	
AIM-9H				800			800						800			
AIM-9L SIDEWINDER				710		6750	7460					7460	7460			
BQM-34A FIREBEE		1238		40	12	160	1450	1238			3	209	1450	1238	1238	
BGM-34C						30	30					30	30			
AQM-34V		18					18			10	8		18			
PQM-102		8	9	22		88	127		1	16	5	105	127	1	1	

1. Reflects FY 1976 President's Budget, Jan 1975.

Source: WM 75-2, 31 Mar 75 and Preliminary Production Report of Missiles
(RCS: HAF-RDG (H) 7102, 30 Jun 75
OPR: AF/RDGB

CLASSIFIED BY: AF/RD
SUBJECT TO GENERAL DE-
CLASSIFICATION SCHEDULE
OF EXECUTIVE ORDER 11652
AUTOMATICALLY DOWNGRADED
AT TWO YEAR INTERVALS
DECLASSIFIED ON: 31 DEC 1983

CONFIDENTIAL

UNCLASSIFIED

TABLE 31 - USAF AIRCRAFT INVENTORY BY FUNCTIONAL MISSION -
AS OF END FY 1975

MODIFIED- MISSION-DESIGN -----	OPERATING ACTIVE -----	NON- OPERATING ACTIVE -----	TOTAL ACTIVE -----	INACTIVE -----	TOTAL -----
A-7	279	15	293		293
A-10	5		5		5
AT-33				28	28
A-37	5		5	11	16
AC-130	11	1	12		12
TOTAL ATTACK	----- 299	----- 16	----- 315	----- 39	----- 354
B-1	1		1		1
B-52	334	92	426	116	542
FB-111	67	4	71	1	72
TOTAL BOMBER	----- 402	----- 96	----- 498	----- 117	----- 615
KC-97				2	2
KC-135	636	21	657		657
TOTAL TANKER	----- 636	----- 21	----- 657	----- 2	----- 659
C-5	74	2	76		76
VC-5	1		1		1
C-7				6	6
C-9	19	1	20		20
VC-9	3		3		3
VT-29		4	4	286	290
T-39	129	7	136		136
C-47	6	2	8	47	55
C-54		4	4	11	15
C-97	2		2	12	14
VC-119	5	5	10	65	75
C-119				46	46
C-121				2	2
C-123				6	6
C-130	308	14	322	1	323
C-131	24	2	26	34	60
C-135	17		17		17
VC-137	5		5		5
C-140	15		15		15
C-141	254	24	278		278
TOTAL CARGO/TRANSPORT	----- 862	----- 65	----- 927	----- 516	----- 1443
U-2	20		20	2	22

UNCLASSIFIED

UNCLASSIFIED

TABLE 31 - USAF AIRCRAFT INVENTORY BY FUNCTIONAL MISSION -
AS OF END FY 1975 (CONTINUED)

MODIFIED- MISSION-DESIGN	OPERATING ACTIVE	NON- OPERATING ACTIVE	TOTAL ACTIVE	INACTIVE	TOTAL
E-4	7		3		3
RF-4	269	38	307		307
PB-47	1		1		1
RC-47				14	14
R-57	3	1	4	6	10
FB-57	18	1	19	2	21
WB-57				20	20
WB-66	1		1		1
SR-71	0	2	11	9	20
RF-101				15	15
FF-111	2		2		2
RC-119				1	1
FC-121	9	2	11	1	12
DC-130	12		12		12
WC-130	15	4	19		19
EC-135	47	4	51		51
RC-135	19	7	26		26
WC-135	5	2	7		7
TOTAL	-----	-----	-----	-----	-----
RECON/ELECTRONIC	433	61	494	70	564
F-4	1259	97	1356		1356
F-5	5		5		5
F-15	28	1	29		29
TF-15	7		7		7
F-16	2		2		2
F-100				16	16
F-101	14	1	15	6	21
F-102				192	192
TF-102				2	2
F-104				2	2
F-105	45	4	49		49
F-106	142	3	145	2	147
F-111	334	42	376	12	388
TOTAL	-----	-----	-----	-----	-----
FIGHTER/INTERCEPT	1836	148	1984	232	2216
HU-16				2	2
HC-130	37	7	44		44
TOTAL	-----	-----	-----	-----	-----
RESCUE (FIX WING)	37	7	44	2	46
T-28		1	1		1

UNCLASSIFIED

UNCLASSIFIED

TABLE 31 - USAF AIRCRAFT INVENTORY BY FUNCTIONAL MISSION -
AS OF END FY 1975 (CONTINUED)

MODIFIED- MISSION-DESIGN -----	OPERATING ACTIVE -----	NON- OPERATING ACTIVE -----	TOTAL ACTIVE -----	INACTIVE -----	TOTAL -----
T-33	141	22	163	109	272
T-37	555	146	701	7	708
T-38	678	247	925	42	967
T-41	51	1	52	126	178
T-43	19		19		19
TOTAL TRAINER	----- 1444	----- 417	----- 1861	----- 284	----- 2145
HH-1	9	2	11		11
UH-1	113	19	132	53	185
CH-3	32	5	37	11	48
HH-3	27	1	28		28
H-34				3	3
HH-43	5	3	8		8
CH-53	12		12		12
HH-53	37	4	41		41
TOTAL HELICOPTER	----- 235	----- 34	----- 269	----- 67	----- 336
O-1				5	5
O-2	71	24	95	12	107
U-3	2		2	6	8
U-4	2		2		2
U-6				8	8
U-10				23	23
OV-10	88	2	90		90
TOTAL OBS/UTILITY	----- 163	----- 26	----- 189	----- 54	----- 243
XC-8	1		1		1
TOTAL OTHERS	----- 1	----- 0	----- 1	----- 0	----- 1
TOTAL REGULAR AIR FORCE	----- 6348	----- 891	----- 7239	----- 1383	----- 8622

Source: PA 77-3A

OPR: AF/PRP

UNCLASSIFIED

UNCLASSIFIED

TABLE 32 - SUMMARY OF USAF AIRCRAFT INVENTORY BY FUNCTIONAL MISSION - AS OF END FY 1975

MODIFIED- MISSION-DESIGN -----	OPERATING ACTIVE -----	NON- OPERATING ACTIVE -----	TOTAL ACTIVE -----	INACTIVE -----	TOTAL -----
ATTACK	514	72	586	39	625
BOMBER	402	96	498	117	615
TANKER	708	25	733	2	735
CARGO/TRANSPORT	1255	115	1370	516	1886
RECON/ELECTRONIC	580	111	691	70	761
FIGHTER/INTERCEPT	2667	245	2912	232	3144
RESCUE (FIX WING)	55	9	64	2	66
TRAINER	1510	429	1939	284	2223
HELICOPTER	270	147	417	67	484
OPS/UTILITY	313	53	366	54	420
OTHERS	1		1		1
TOTAL	-----	-----	-----	-----	-----
U.S. AIR FORCE	8275	1302	9577	1383	10960

INCLUDES USAF + AFR + ANG + SON.
DOES NOT INCLUDE FGO IN CONUS UNDER USAF OPS CONTROL.

Source: PA 77-3A
OPR: AF/PRP

UNCLASSIFIED

UNCLASSIFIED

TABLE 33 — USAF AIRCRAFT INVENTORY BY FUNCTIONAL MISSION —
 IN SUPPORT TO OTHER NATIONS —
 AS OF END FY 1975

MODIFIED- MISSION-DESIGN -----	OPERATING ACTIVE -----	NON- OPERATING ACTIVE -----	TOTAL ACTIVE -----	INACTIVE -----	TOTAL -----
A-1		11	11		11
A-37		28	28		28
TOTAL ATTACK	-----	-----	-----	-----	-----
		39	39		39
C-7		6	6		6
C-130		14	14		14
TOTAL CARGO/TRANSPORT	-----	-----	-----	-----	-----
		20	20		20
RF-5		1	1		1
RC-47		19	19		19
PC-119		2	2		2
TOTAL RECON/ELECTRONIC	-----	-----	-----	-----	-----
		22	22		22
F-5		26	26		26
TOTAL FIGHTER/INTERCEPT	-----	-----	-----	-----	-----
		26	26		26
T-41		2	2		2
TOTAL TRAINER	-----	-----	-----	-----	-----
		2	2		2
UH-1		108	108		108
CH-47		4	4		4
TOTAL HELICOPTER	-----	-----	-----	-----	-----
		112	112		112
O-1		13	13		13
U-6		1	1		1
U-17		8	8		8
TOTAL OBS/UTILITY	-----	-----	-----	-----	-----
		22	22		22
TOTAL SUPPORT OF OTHER NATIONS	-----	-----	-----	-----	-----
		243	243		243

Source: PA 77-3A

OPR: AF/PRP

UNCLASSIFIED

UNCLASSIFIED

TABLE 34 -- SUMMARY OF FOREIGN GOVERNMENT OWNED AIRCRAFT LOCATED
IN CONUS AND UNDER USAF OPERATION CONTROL -- BY
MISSION AND DESIGN -- AS OF END FY 1975

MODIFIED- MISSION-DESIGN	OPERATING ACTIVE	NON- OPERATING ACTIVE	TOTAL ACTIVE	INACTIVE	TOTAL
-----	-----	-----	-----	-----	-----
F-4	8		8		8
F-5	35		35		35
T-37	17	29	46		46
T-38	21	20	41		41
F-104	37	10	47		47
TF-104	27	3	30		30
TOTAL	-----	-----	-----	-----	-----
FOREIGN GOVT OWNED	145	62	207		207

Source: PA 77-3A
OPR: AF/PRP

UNCLASSIFIED

UNCLASSIFIED

TABLE 35 — SELECTED AIRCRAFT NORM/NORS RATES — BY TYPE OF AIRCRAFT —
BY END OF MONTH — AT END OF FY 1975

<u>AIRCRAFT</u>		<u>Per</u> <u>Cent</u>	<u>JUL</u>	<u>AUG</u>	<u>SEP</u>	<u>OCT</u>	<u>NOV</u>	<u>DEC</u>	<u>JAN</u>	<u>FEB</u>	<u>MAR</u>	<u>APR</u>	<u>MAY</u>	<u>JUN</u>
<u>A-7</u>	NORM "G"	%	19	20	19	20	23	25	23	22	22	22	24	24
	NORS "G"	%	37	36	34	31	20	12	13	8	9	7	9	30
<u>B-52G</u>	NORM "G"	%	34	35	35	35	32	34	38	37	36	38	38	40
	NORS "G"	%	4	4	3	4	5	4	4	2	5	4	3	3
<u>FB-111</u>	NORM "G"	%	36	36	39	37	32	33	45	39	43	39	42	46
	NORS "G"	%	5	2	3	3	3	2	1	1	4	4	5	4
<u>C-5</u>	NORM "G"	%	39	40	39	44	45	54	55	49	51	36	41	29
	NORS "G"	%	4	5	4	5	6	5	5	7	6	6	4	3
<u>C-130E</u>	NORM "G"	%	24	27	27	27	28	26	23	27	28	27	24	28
	NORS "G"	%	3	5	6	4	5	4	4	4	5	4	4	5
<u>KC-135A</u>	NORM "G"	%	25	27	28	28	28	28	30	30	29	29	28	27
	NORS "G"	%	4	4	4	3	4	4	4	4	4	3	4	3
<u>C-141</u>	NORM "G"	%	33	34	40	35	34	38	41	40	39	29	32	34
	NORS "G"	%	5	6	6	8	4	4	4	5	5	3	4	4
<u>RF-4C</u>	NORM "G"	%	24	25	27	27	27	25	25	25	26	26	24	25
	NORS "G"	%	5	6	6	7	8	6	5	5	5	5	5	6

1. There is no NORM Standard Rate. NORS Standard Rate is 5%.
2. Where a normal NORM range is indicated for an aircraft, this represents the average of NORM rates experienced for this aircraft.

UNCLASSIFIED

UNCLASSIFIED

TABLE 35 — SELECTED AIRCRAFT NORM/NORS RATES — BY TYPE OF AIRCRAFT —
BY END OF MONTH — AT END OF FY 1975 (CONTINUED)

AIRCRAFT		Per Cent	BY END OF MONTH — AT END OF FY 1975											
			JUL	AUG	SEP	OCT	NOV	DEC	JAN	FEB	MAR	APR	MAY	JUN
<u>F-4D</u>	NORM "G" %		30	35	32	34	33	31	30	32	32	31	27	28
	NORS "G" %		5	5	6	6	7	7	6	5	5	5	4	4
<u>F-4E</u>	NORM "G" %		24	26	26	27	28	28	26	26	26	26	24	24
	NORS "G" %		6	7	6	6	7	6	6	5	6	5	5	6
<u>F-105D</u>	NORM "G" %		27	28	28	28	29	24	20	27	25	22	25	24
	NORS "G" %		6	7	6	7	7	8	6	19	7	4	5	5
<u>F-106</u>	NORM "G" %		28	32	31	31	32	29	30	32	30	29	27	23
	NORS "G" %		7	6	6	6	4	3	4	5	5	5	4	5
<u>F-111</u>	NORM "G" %		31	33	33	36	38	32	32	32	33	31	31	25
	NORS "G" %		9	10	12	9	9	9	9	11	9	8	8	9
<u>T-38</u>	NORM "G" %		22	20	20	23	25	22	19	21	19	20	20	21
	NORS "G" %		7	7	6	7	8	9	7	6	6	6	5	4
<u>T-39</u>	NORM "G" %		10	12	12	13	17	13	14	16	16	15	15	16
	NORS "G" %		9	9	9	11	10	10	10	11	10	9	10	11
<u>WORLD- WIDE (All Aircraft)</u>	NORM "G" %		23	24	25	25	26	25	25	26	25	24	24	24
	NORS "G" %		7	8	8	8	7	7	7	6	6	5	5	6

1. There is no NORM Standard Rate. NORS Standard Rate is 5%.
2. Where a normal NORM range is indicated for an aircraft, this represents the average of NORM rates experienced for this aircraft.

Source: RCS: 1-HAF-A1 (HAF-LGY (M) 7101
OPR: AF/LGY

UNCLASSIFIED

UNCLASSIFIED

TABLE 36 — SUMMARY OF AGE OF ACTIVE AIRCRAFT AND STRATEGIC MISSILES — TOTAL INVENTORY FOR AIR FORCE, AIR FORCE RESERVE AND AIR NATIONAL GUARD — BY FY 1975 QUARTERLY — AT END FY 1975

	FY 1/75	FY 2/75	FY 3/75	FY 4/75
AIRCRAFT:				
Direct Air Force	7,950	7,853	7,627	7,404
Air Force Reserve	440	421	433	453
Air National Guard	1,749	1,701	1,673	1,659
TOTAL	10,139	9,975	9,733	9,516
(Difference)	(-128)	(-164)	(-242)	(-217)
Average Age	10.9	10.9	10.11	10.10
MISSILES:				
Total	2,138	2,124	2,102	2,093
(Difference)	(-11)	(-14)	(-22)	(-9)
Average Age	7.7	7.6	7.11	7.11

NOTE: End FY 75 has 55% of the inventory over 9 years old, indicating impact of phase out of support aircraft.

BACKGROUND: The calendar age of active aircraft increased over the last several fiscal years. In FY 1964, for example, 34% of the fleet was over 9 years old. This percentage steadily increased until, in FY 1969, it peaked at 58%. Beginning in FY 1970, expenditure and force reductions removed older aircraft from the active inventory. This, plus introduction of newer aircraft into the inventory, reversed the trend of the aging fleet temporarily.

CURRENT STATUS: At the start of FY 1974, the number of aircraft over 9 years old equated to 53%. The first quarter of FY 1975 shows a rapid increase in the age of the fleet, to 57% over 9 years old.

Source: RCS: SS-A1, 30 Jun 75
OPR: AF/LGXW

UNCLASSIFIED

UNCLASSIFIED

TABLE 37 -- AGE (IN YEARS/MONTHS) DISTRIBUTION OF USAF
AIRCRAFT INVENTORY BY MISSION AND
DESIGN -- AS OF 30 JUNE 1975

MDS	INVENTORY BY AGE GROUP (YEARS)									TOTAL NUMBER	AVERAGE AGE YRS/MOS
	0-2	3-5	6-8	9-11	12-14	15-17	18-20	21-23	24 +		
A-7	104	181	7	-	-	-	-	-	-	292	3/6
A-10	5	-	-	-	-	-	-	-	-	5	1/2
A-37	2	2	2	-	-	-	-	-	-	6	4/3
B-47	-	-	-	-	-	-	1	-	-	1	19/11
B-52	-	-	-	-	131	224	70	-	-	425	15/11
B-57	-	-	-	-	-	-	23	-	-	23	18/8
B-66	-	-	-	-	-	-	1	-	-	1	18/2
FB-111	-	69	2	-	-	-	-	-	-	71	4/9
C-6	21	55	1	-	-	-	-	-	-	77	3/10
C-6	-	-	-	1	-	-	-	-	-	1	9/8
XC-8	-	-	-	1	-	-	-	-	-	1	11/2
C-9	5	11	7	-	-	-	-	-	-	23	4/4
C-47	-	-	-	-	-	-	-	-	19	19	31/0
C-54	-	-	-	-	-	-	-	-	4	4	30/1
C-97	-	-	-	-	-	-	1	1	-	2	20/5
C-118	-	-	-	-	-	-	11	-	-	11	20/3
C-121	-	-	-	-	-	-	11	-	-	11	20/3
C-130	32	49	32	223	47	20	8	-	-	411	9/9
C-131	-	-	-	-	-	-	26	-	-	26	20/1
C-135	-	-	-	142	256	345	12	-	-	755	14/5
VC-137	1	-	-	-	1	3	-	-	-	5	12/8
C-140	-	-	-	1	14	-	-	-	-	15	12/9
C-141	-	-	162	116	-	-	-	-	-	278	8/10
E-4	3	-	-	-	-	-	-	-	-	3	1/7
F-4	89	310	891	387	-	-	-	-	-	1,677	7/6
F-5	32	2	-	6	-	-	-	-	-	40	3/2
F-15	36	-	-	-	-	-	-	-	-	36	1/1
F-16	2	-	-	-	-	-	-	-	-	2	0/5
F-101	-	-	-	-	9	6	-	-	-	15	15/1
F-102	-	-	-	-	-	43	2	-	-	45	17/6
F-105	-	-	-	49	-	-	-	-	-	49	11/1
F-106	-	-	-	-	45	100	-	-	-	145	15/6
F-111	89	194	95	-	-	-	-	-	-	378	4/5
H-1	10	76	37	20	-	-	-	-	-	143	6/1
H-3	-	13	31	21	-	-	-	-	-	65	8/1
H-43	-	-	-	5	3	-	-	-	-	8	12/1
H-53	6	36	11	-	-	-	-	-	-	53	4/11
O-2	-	57	38	-	-	-	-	-	-	95	6/0
T-28	-	-	-	-	-	-	-	1	-	1	23/2
T-29	-	-	-	-	-	-	3	6	-	9	21/8
T-33	-	-	-	-	-	136	21	6	-	163	17/1
T-37	-	28	171	60	130	357	-	-	-	746	12/11
T-38	-	108	290	389	179	-	-	-	-	966	9/5
T-39	-	-	-	18	119	-	-	-	-	137	12/11
T-41	-	7	45	-	-	-	-	-	-	52	7/3
T-43	19	-	-	-	-	-	-	-	-	19	1/4
U-3	-	-	-	-	2	-	-	-	-	2	14/6
U-4	-	-	-	-	-	2	-	-	-	2	19/5
OV-10	-	-	90	-	-	-	-	-	-	90	6/9
AF TOTAL	456	1,198	1,912	1,439	936	1,234	192	14	23	7,404	9/11
PERCENT	6%	16%	26%	19%	13%	17%	3%	-	-	-	-

Nr & % Under/
over 9 yrs old

3,566 48%

3,838 52%

(Under)

(Over)

Source: RCS: SS-A1, 30 Jun 75
OPR: AF/LGXW

UNCLASSIFIED

UNCLASSIFIED

TABLE 38 — AGE (IN YEARS/MONTHS) DISTRIBUTION OF
USAF STRATEGIC MISSILES INVENTORY
BY MISSION AND DESIGN —
AS OF 30 JUNE 1975

MDS	AGE OF STRATEGIC MISSILES - BY SERIES (IN YEARS)						TOTAL NUMBER	AVERAGE AGE YRS/MOS
	0-2	3-5	6-8	9-11	12-14	15-17		
CIM-10	-	-	-	-	14	-	14	13/8
HGM-16	-	-	-	-	5	-	5	13/4
ADM-20	-	-	-	-	367	-	367	13/4
LGM-25	-	-	6	32	23	-	61	11/2
LGM-28	-	-	-	-	308	-	308	13/1
LGM-30	357	268	366	130	-	-	1,121	5/3
BQM-34	113	93	6	-	-	-	212	3/1
PQM-102	-	-	-	-	-	3	3	17/7
XQM-103	2	-	-	-	-	-	2	1/2
TOTAL	472	361	378	162	717	3	2,093	7/11

Source: RCS: SS-A1, 30 Jun 75
OPR: AF/LGXW

UNCLASSIFIED

UNCLASSIFIED**MATERIEL (Continued)****PROPULSION UNITS****INTRODUCTION**

Data on production and inventory of aircraft, missile, and drone engines are presented in this section.

DEFINITIONS

ACCEPTANCES -- A propulsion unit that has been shop-assembled and fully inspected by authorized USAF or Navy plant representatives, and for which the title, responsibility, and accountability have been assumed by the contracting agency or recipient.

INSTALLED ENGINE -- Serviceable or reparable propulsion units, that are either physically mounted on aircraft, missile or drone or undergoing organizational maintenance for reinstallation in an aircraft, missile, or drone.

REPARABLE ENGINE -- A propulsion unit operationally unsuitable for installation requiring depot overhaul, field maintenance, or Technical Order Compliance or modification (grounding TOC). Also, used for Unsatisfactory Reported (UR) exhibit, calibration or test, or engineering evaluation.

SERVICEABLE ENGINE -- A propulsion unit determined to be operationally suitable for installation, including units requiring or undergoing build-up, organizational maintenance, TOC or modification other than ground TOC, and those ready for use.

UNINSTALLED ENGINE (formerly designated as SPARE) -- A propulsion unit available for distribution or installation, with or without controls or built-up accessories which convert it to a power pack.

UNCLASSIFIED

TABLE 39 - USAF AIRCRAFT PROPULSION UNIT PRODUCTION (SELECTED MODELS) PROCUREMENT STATUS BY UNIT AND TYPE - CUMULATIVE THROUGH FY 1975 - AT END OF FY 1975

UNIT TYPE AND MODEL	MANUFACTURER	USING ACFT	CUM ACTUAL FY 74	FY 75 PRODUCTION						NET TO REQMT ^{1/}	CUM TOTAL SCHED THRU FY 75	CUM TOTAL SCHED
				JUNE			CUM THRU JUNE					
				ACT	SCH	DIFF	ACT	SCH	DIFF			
TF-30-P100	P&W	F-111F	231	7	4	+3	253	253	0	+9	253	288
F 100-PW-100	P&W	F-15A/F-16	63	13	15	-2	144	149	-5	-15	154	2,527
TF-41-A-1	AL	A-7D	537	4	4	0	574	574	0	0	574	605
J79-GE-17	GE	F-4E	2,579	30	30	0	2,893	2,891	+2	+39	2,891	3,213
J85-GE-13	GE	F-5A/B	1,994	2	1	+1	2,030	2,028	+2	+2	2,028	2,065
J85-GE-21	GE	F-5E	395	52	50	+2	957	939	+18	+61	939	1,580
TF34-GE-100	GE	A-10	0	1	2	-1	24	22	+2	+2	22	1,795

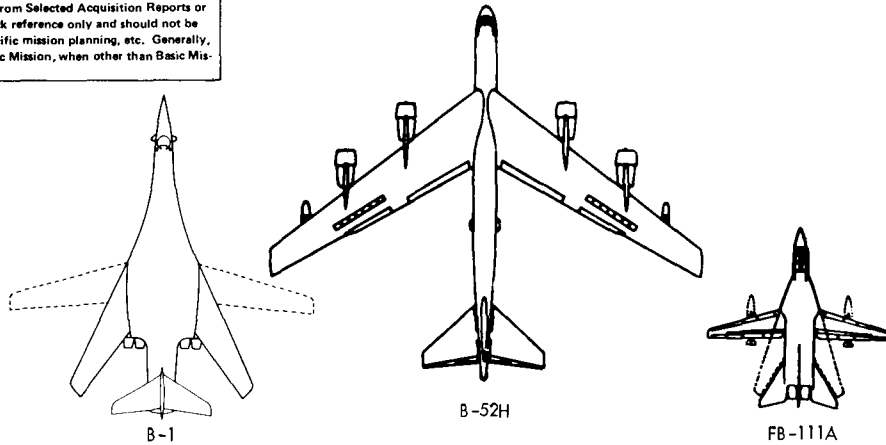
1. The difference between the total engines produced to date (Jun 75) and the total number of engines required to date (Jun 75) to support airframes installation and spare engine requirements.

Source: AFSC Production Difficulty Report; WE 75-1 Schedule.
 OPR: AF/RDPN

CLASSIFIED BY: AF/RD
 SUBJECT TO GENERAL DE-
 CLASSIFICATION SCHEDULE
 OF EXECUTIVE ORDER 11652
 AUTOMATICALLY DOWNGRADED
 AT TWO YEAR INTERVALS
 DECLASSIFIED ON: 31 DEC 1983

TABLE 40 — PERFORMANCE AND CHARACTERISTICS OF STRATEGIC FORCES (OFFENSIVE) AIRCRAFT — AT END OF FY 1975

NOTE: Source documents are the USAF Standard Aircraft/Missile Characteristics, Green Book, Vol. 1 (SACGB), and Brown Book, Vol. 2 (SACBB), unless otherwise specified. R&D and new production aircraft/missile performance and characteristics (not in SACGB or SACBB) are derived from Selected Acquisition Reports or other authority. Data are provided as a quick reference only and should not be used for recognition, air traffic control, specific mission planning, etc. Generally, performance data will be shown for the Basic Mission, when other than Basic Mission is reflected, it will be so identified.



ITEMS	Bombers				
	B-1	B-52D	B-52G	B-52H	FB-111A
DATA SOURCE	AF/RDP	SACGB (Jan 73)	SACGB (Jan 73) ¹	SACGB (Jan 73) ¹	SACGB (May 74)
POPULAR NAME	-	Stratofortress	Stratofortress	Stratofortress	-
CONTRACTOR	Rockwell International	Boeing	Boeing	Boeing	General Dynamics
CHARACTERISTICS: Engines-No./Design	4/GE-F-101	8/J57-P-19W -29WA	8/J57-P-43WB	8/TF-33-P-3	2/TF-30-P-7
Length/Span (ft)	151.2/78.2 (136.7 Extended)	156.6/185	157.7/185	156/185	75.6/34.0 (70.0 Extended)
Crew	4	6	6	6	2

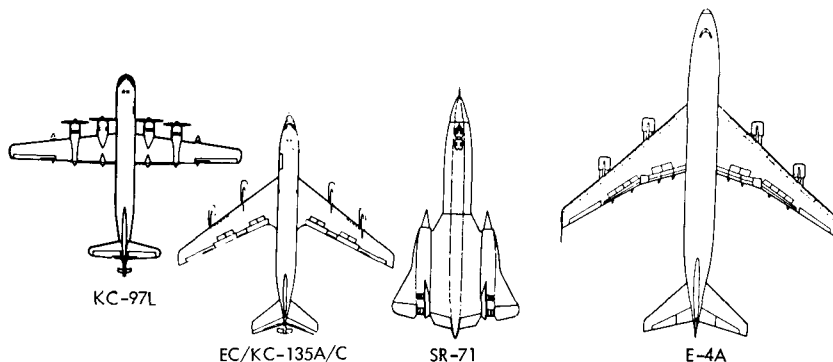
PERFORMANCE:		(CURRENT ESTIMATE) DESIGN MISSION	(BASIC)	(BASIC)	(BASIC)	BASIC/NUCLEAR
TAKE-OFF WEIGHT (lbs)		395,000	450,000	488,000	488,000	110,646
Payload (lbs)		50,000	10,000	10,000	10,000	8,988
Take-Off to Clear 50' (ft)		7,500	10,300	10,400	9,580	7,480
Service Ceiling (ft)		50,000	46,200	47,000	47,700	23,008
COMBAT RADIUS (NM)		5,675 (Range)	3,012	3,550	4,176	5,344 (Range)
Average Cruise Speed (k)		0.7 (Mach)	453	453	453	444
COMBAT WEIGHT (lbs)		297,000	293,100	302,634	306,358	70,380
Combat Altitude (ft)		200 ft (LO ALT)	44,000	44,250	45,900	200 AGL
Combat Speed (k)		0.85 Mach (LO ALT)	496/370KIAS ²	495/370KIAS ²	484/370KIAS ²	2.2/1.1 (Mach) ²
LANDING WEIGHT (lbs)		192,000	202,865	194,511	199,143	53,293
Ground Roll at Sea Level (ft)		3,680 ³	3,300	3,150	3,650	1,700
FERRY RANGE (NM)		6,805	6,300	7,335	8,756	4,156

1. Does not include degradation for ongoing EVS, Phase VI ECM, and SRAM installations.
2. Hi/Lo.
3. Landing distance over 50 foot obstacle.

CLASSIFIED BY: B-1 SECURITY CLASSIFICATION GUIDE EXEMPT FROM GENERAL DECLASSIFICATION SCHEDULE OF EXECUTIVE ORDER 11652 EXEMPTION CATEGORY 3 DECLASSIFY ON: 31 DEC 1987

UNCLASSIFIED

TABLE 40 — PERFORMANCE AND CHARACTERISTICS OF STRATEGIC FORCES (OFFENSIVE) AIRCRAFT —
AT END OF FY 1975 (CONTINUED)



ITEMS	Tankers		Recon	Command & Control	
	KC-97L	KC-135A	SR-71	E-4A	EC-135C
DATA SOURCE	SACGB (Jan 73)	SACGB (Jan 73)	AF/XOOSR	AF/RDPE	AF/XOCC
POPULAR NAME	Stratofreighter	Stratotanker	Blackbird	AABNCP	ABNCP
CONTRACTOR	Boeing	Boeing	Lockheed	Boeing	Boeing
CHARACTERISTICS:					
Engines—No./Design	4/R4360-59B 2/J47-25 or 25A	4/J57-P-59W or - 43WB	2/J-58 (with By Pass)	JT9D-7AW CF6-50E	4/TF-33-P9
Length/Span (ft)	117.4/141.2	136.2/130.8	107.4/55.6	231.4/195.8	128.10/130.10
Crew	5	4	2	7	6 Crew/17 Battle Staff

PERFORMANCE:			Photo/Radar/ Elint BASIC-RECON	C ³	Basic-Airborne Command & Control
TYPE MISSION	BASIC-TANKER	BASIC-TANKER			
TAKE-OFF WEIGHT (lbs)	175,000	300,800	140,000	775,000	301,600
Payload (lbs)	23,310 (Trans Fuel)	119,200 (Trans Fuel)	N/A	135,000	50,000
Take-Off to Clear 50' (ft)	5,850	12,840	6,000	9,100	11,200
Service Ceiling (ft)	28,800	33,000	80,000+	N/A	N/A
COMBAT RADIUS (NM)	1,000	1,000+ variable	Worldwide with ¹ Air Refueling	App 12 Hrs Endurance	Appr 11.0 Hrs TOS @ Endurance Speed
Avg Cruise Speed (k)	202	443	3.0+ (Mach)	N/A	N/A
COMBAT WEIGHT (lbs)	113,680	122,400	N/A	N/A	N/A
Combat Altitude (ft)	25,000	35,000	N/A	N/A	N/A
Combat Speed (k)	346	511	N/A	N/A	N/A
LANDING WEIGHT (lbs)	101,680	107,128	70,000	585,000	185,000
Ground Roll at SL (ft)	1,590	1,970	N/A	3,000	300 ft (Max. Brake) 5300 ft (80% Brake)
FERRY RANGE (NM)	4,103	7,537	N/A	N/A	5,000

1. Refuel to Refuel.
N/A = Not Available.

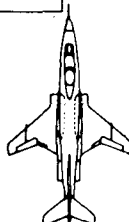
NOTE: Source documents are the USAF Standard Aircraft/Missile Characteristics, Green Book, Vol. 1 (SACGB), and Brown Book, Vol. 2 (SACBB), unless otherwise specified. R&D and new production aircraft/missile performance and characteristics (not in SACGB or SACBB) are derived from Selected Acquisition Reports or other authority. Data are provided as a quick reference only and should not be used for recognition, air traffic control, specific mission planning, etc. Generally, performance data will be shown for the Basic Mission, when other than Basic Mission is reflected, it will be so identified.

UNCLASSIFIED

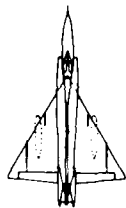
UNCLASSIFIED

TABLE 41 - PERFORMANCE AND CHARACTERISTICS OF STRATEGIC FORCES (DEFENSIVE INTERCEPTORS)
AIRCRAFT - AT END OF FY 1975

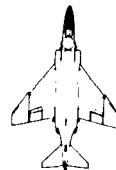
NOTE: Source documents are the USAF Standard Aircraft/Missile Characteristics, Green Book, Vol. 1 (SACGB), and Brown Book, Vol. 2 (SACBB), unless otherwise specified. R&D and new production aircraft/missile performance and characteristics (not in SACGB or SACBB) are derived from Selected Acquisition Reports or other authority. Data are provided as a quick reference only and should not be used for recognition, air traffic control, specific mission planning, etc. Generally, performance data will be shown for the Basic Mission, when other than Basic Mission is reflected, it will be so identified.



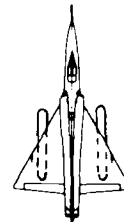
F-101B/F



F-102A



F-4C



F-106A

ITEM	F-101B	F-102A	F-4C ¹	F-106A
DATA SOURCE	AF/XOOSN	AF/XOOSN	AF/XOOSN	AF/XOOSN
POPULAR NAME	Voodoo	Delta Dagger	Phantom II	Delta Dart
CONTRACTOR	McDonnell	Convair	McDonnell-Douglas	General Dynamics/ Convair
CHARACTERISTICS: Engines - No./Design	2/J57-P-55	1/J57-P-23A	2/J79-GE-15	1/J75-P-17
Length/Span (ft)	71.1/39.7	68.3/38.1	58.2/38.4	70.7/38.3
Crew	2	1	2	1

PERFORMANCE: TYPE MISSION	(BASIC) Max. Range Intercept	(BASIC) Max. Range Intercept	(BASIC) Max. Range Intercept	(BASIC) Max. Range Intercept
TAKE-OFF WEIGHT ²	49,225	31,270	50,120 (includes two 370 gal external tanks plus armament)	41,830
Military Load (Msl/Rockets)	(2)AIR-2; (2)AIM-4D	(6)AIM-4 A/D; 12 2.75 Rockets; (1) AIM-26B	(4)AIM-7; (4)AIM-9; (F-4E also carries internal 20 mm gun)	(4) AIM-4 F/G, (1) AIR-2A
Take-Off to Clear 50' (ft)	3,400	3,800	3,800	4,650
Time: SL to 40,000' (Min)	2.6	4.7	2.8	3.0
COMBAT RADIUS ³ (NM)	600	555	595	835
COMBAT WEIGHT (lbs)	41,490	24,494	38,000	30,357
Max Engagement Altitude (ft)	75,000	65,000	80,000	80,000
Combat Altitude (ft)	50,700	52,400	40,000	52,500
Combat Speed (k)	530	553	632	588
Combat Ceiling (ft)	50,700	52,400	54,500	52,500
Max Rate of Climb at SL (fpm)	38,650	19,300	45,700	45,400
Max Speed at 35,000' (k)	950	679	1,186 (at 40,000')	1,153
LANDING WEIGHT (lbs)	34,535	22,407	33,888	27,557
Ground Roll at SL (ft)	4,000	2,500	3,125	4,170
FERRY RANGE (NM)	1,524	1,400	1,500	1,800

- For performance information on the F-4E see Table 43, Pg 78 - Performance and Characteristics of General Purpose Forces (Tactical, Aeromed/Observation) Aircraft.
- Take-off weight includes internal fuel tanks plus armament using maximum power.
- Assumes a profile 3 climb and cruise to target; 5 mins. combat at mil power; external tanks dropped when empty.

UNCLASSIFIED

TABLE 42 -- PERFORMANCE AND CHARACTERISTICS OF STRATEGIC FORCES MISSILES --
AT END OF FY 1975

NOTE: Source documents are the USAF Standard Aircraft/Missile Characteristics, Green Book, Vol. 1 (SACGB), and Brown Book, Vol. 2 (SACBB), unless otherwise specified. R&D and new production aircraft/missile performance and characteristics (not in SACGB or SACBB) are derived from Selected Acquisition Reports or other authority. Data are provided as a quick reference only and should not be used for recognition, air traffic control, specific mission planning, etc. Generally, performance data will be shown for the Basic Mission, when other than Basic Mission is reflected, it will be so identified.



TITAN II



MINUTEMAN II



MINUTEMAN III

ITEMS	LGM-25C Titan II	LGM-30F Minuteman II	LGM-30G Minuteman III
DATA SOURCE	AF/XOO	AF/XOO	AF/XOO
CONTRACTOR	Martin	Boeing	Boeing
LAUNCH	Surface-to-Surface	Surface-to-Surface	Surface-to-Surface
CHARACTERISTICS: Propulsion	Liquid	Solid	Solid
Length/Dia (ft)	103/10	58/5	60/5
Launch Weight (lbs)	331,250	72,810	77,997
Reentry Vehicle Weight (lbs)	7,900	940	350 ea RV
Guidance	Inertial	Inertial	Inertial
PERFORMANCE: Max Speed	22,390 fps	-	-
Max Range (NM)	6,115	6,748	7,500
Accuracy	< .7 NM CEP	Less Than .35 NM CEP	< .25 NM CEP
Reaction Time	1 Min	Less Than 1.0 Min	Less Than 1.0 Min

CLASSIFIED BY: SAMSO/MIN-
UTEMAN GUIDE (1 DEC 74)
EXEMPT FROM GENERAL DE-
CLASSIFICATION SCHEDULE
OF EXECUTIVE ORDER 11652
EXEMPTION CATEGORY 3
DECLASSIFY ON: 31 DEC 1990

TABLE 42 - PERFORMANCE AND CHARACTERISTICS OF STRATEGIC FORCES MISSILES -
AT END OF FY 1975 (CONTINUED)

NOTE: Source documents are the USAF Standard Aircraft/Missile Characteristics, Green Book, Vol. 1 (SACGB), and Brown Book, Vol. 2 (SACBB), unless otherwise specified. R&D and new production aircraft/missile performance and characteristics (not in SACGB or SACBB) are derived from Selected Acquisition Reports or other authority. Data are provided as a quick reference only and should not be used for recognition, air traffic control, specific mission planning, etc. Generally, performance data will be shown for the Basic Mission, when other than Basic Mission is reflected, it will be so identified.



AIR-2A
Genie



AIM-4D
Falcon



AIM-4F¹
Falcon



AIM-4G
Falcon



AIM-26B
Falcon

ITEMS	AIR-2A Genie ¹	AIM-4D Falcon	AIM-4F ¹ Falcon	AIM-4G ¹ Falcon	AIM-26B Falcon
DATA SOURCE	AF/XOOSS	AF/XOOSS	AF/XOOSS	AF/XOOSS	AF/XOOSS
CONTRACTOR	McDonnell Douglass	Hughes	Hughes	Hughes	Hughes
LAUNCH	Air-to-Air	Air-to-Air	Air-to-Air	Air-to-Air	Air-to-Air
CHARACTERISTICS:					
Propulsion	Solid	M58AZ Solid	M46 Solid	M46 Solid	M60 Solid
Length/Dia	9.5'/1.5'	79.2"/6.4"	86.3"/6.6"	82.5"/6.6"	85"/11.4"
Launch Weight (lbs)	832	134	152	146	258.6
Warhead Weight (lbs)	Nuclear	8.4	8.6	8.6	48.5
Guidance	Unguided	Passive Infrared	Semi-active Pulse Radar	Passive Infrared	Semi-active Radar
PERFORMANCE:					
Max Speed	3,000 ft/sec above launch sp	Mach 2.87 ² 30,000'	Mach 2.93 ² 40,000'	Mach 2.61 ² 30,000'	Mach 2.86 ² 50,000'
Max Range		24,300'	35,000'	29,600'	62,400'
Accuracy		.90 ²	.75 ²	.80 ²	PK .89

¹ These missiles are carried only on the F-106.

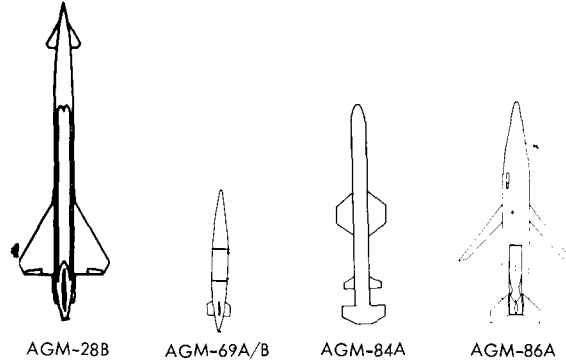
² Probability of hit per missile.

CLASSIFIED BY: WRAMA/GG
EXEMPT FROM GENERAL DE-
CLASSIFICATION SCHEDULE
OF EXECUTIVE ORDER 11652
EXEMPTION CATEGORY 3
DECLASSIFY ON: INDEFINITE

SECRET

TABLE 42 — PERFORMANCE AND CHARACTERISTICS OF STRATEGIC FORCES MISSILES —
AT END OF FY 1975 (CONTINUED)

NOTE: Source documents are the USAF Standard Aircraft/Missile Characteristics, Green Book, Vol. 1 (SACGB), and Brown Book, Vol. 2 (SACBB), unless otherwise specified. R&D and new production aircraft/missile performance and characteristics (not in SACGB or SACBB) are derived from Selected Acquisition Reports or other authority. Data are provided as a quick reference only and should not be used for recognition, air traffic control, specific mission planning, etc. Generally, performance data will be shown for the Basic Mission, when other than Basic Mission is reflected, it will be so identified.



ITEMS	AGM-288 / Hound Dog	AGM-69A SRAM	AGM-84A Harpoon	AGM-86A ALCM
DATA SOURCE	AF/XOOSS	AF/XOOSS	AF/RDQSA	AF/RDQSA
CONTRACTOR	North American	Boeing	McDonnell Douglas	Boeing ¹
LAUNCH	Air-to-Surface	Air-to-Surface	Air-to-Surface	Air-to-Surface
CHARACTERISTICS:				
Propulsion	J52-P-3	Solid	J402 JP Fuel	JP-4
Length/Dia	42.5'/2.4'	14'/17.6"	151"/13.5"	168"/25"
Launch WT. (lbs)	10,147	2,244	1,100	1875/2388 ²
Warhead WT. (lbs)	1,675	280	500	240
Guidance	Autonav	Inertial	Active Radar Seeker	Inertial/Tercom
PERFORMANCE:				
Max Speed	Mach 2.01	Mach 1.3 (avg)	Mach 0.85 200 ft	Mach .75 200 ft
Max Range	683 NM	39 NM Low Alt, 70 NM (Semi- Ballistic)	60 NM	700/1200 ²
Accuracy	5800 ³ CEP ⁴ @ 600 NM 3600 ⁵ @ 350 NM	CEP ⁴ FB-111 662 ¹ B-52 1197	High PK (Ships)	450' CEP

1. Air Vehicle/Carrier Aircraft Equipment.
2. Without/with belly tanks.
3. Interim CEP from FB-111/B-52/SRAM OTE results.
4. Circular Error Probability.
5. Air Force Guide Number One (Black Book).

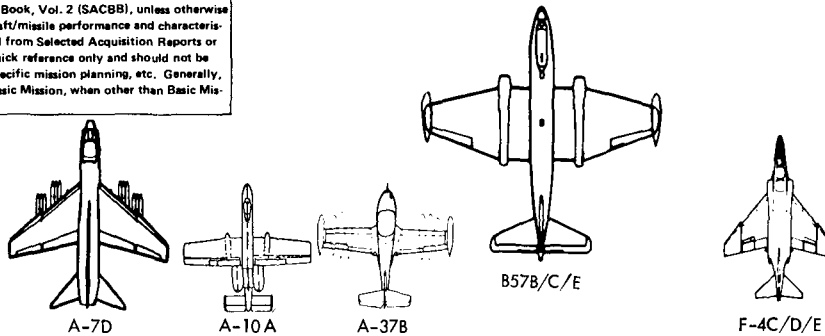
CLASSIFIED BY: PART 1,
AGM-69A (SECURITY GUIDE)
EXEMPT FROM GENERAL DE-
CLASSIFICATION SCHEDULE
OF EXECUTIVE ORDER 11652
EXEMPTION CATEGORY 2
DECLASSIFY ON: INDEFINITE

SECRET

UNCLASSIFIED

TABLE 43 - PERFORMANCE AND CHARACTERISTICS OF GENERAL PURPOSE FORCES (TACTICAL, AEROMED/OBSERVATION) AIRCRAFT - AT END OF FY 1975

NOTE: Source documents are the USAF Standard Aircraft/Missile Characteristics, Green Book, Vol. 1 (SACGB), and Brown Book, Vol. 2 (SACBB), unless otherwise specified. R&D and new production aircraft/missile performance and characteristics (not in SACGB or SACBB) are derived from Selected Acquisition Reports or other authority. Data are provided as a quick reference only and should not be used for recognition, air traffic control, specific mission planning, etc. Generally, performance data will be shown for the Basic Mission, when other than Basic Mission is reflected, it will be so identified.



ITEMS	A-7D	A-10	A-37B	B-57E	F-4C	F-4D	F-4E
DATA SOURCE	SACGB (Jan 73)	AF/RDP	SACGB (Jan 73)	SACGB (Oct 70)	SACGB (Jan 73)	SACGB (Jan 73)	SACGB (Jan 73)
POPULAR NAME	Corsair	-	-	Canberra	Phantom II	Phantom II	Phantom II
CONTRACTOR	Ling-Temco Vought	Fairchild Republic	Cessna	Martin	McDonnell Douglas	McDonnell Douglas	McDonnell Douglas
CHARACTERISTICS: Engines-No./Design	1/TF41-A-1	2/TF-34	2/J85-GE-17A	2/J65-W-5 or 2/J65-BW-5	2/J79-GE-152	2/J79-GE-152	2/J79-GE-17
Length/Span (ft)	46.1/38.7	52.6/57.5	31.8/38.4	65.5/64.0	58.2/38.4	58.2/38.4	63.0/38.4
Crew No.	1	1	2	2	2	2	2

PERFORMANCE: TYPE MISSION	(BASIC)	CLOSE AIR SUPPORT	(BASIC)	(BASIC)	(I) HI-LO-HI	(I) HI-LO-HI	(I) HI-LO-HI
TAKE-OFF WEIGHT (lb)	42,000	47,200	14,000	54,072	51,688	51,482	53,814
Payload	Bombs 8 MK-82 plus (2) 300 gal fuel tanks	Bombs 28 MK-82 plus 1350 Rds 30mm AMMO	2-BLU-27/B plus 2-MK 82 plus 2-AN-M47 A4	Bombs ¹ 5,200 lbs	(4)AIM-7E+ (1)MK-26 (2)370 gal Tanks	(4)AIM-7E+ (1)MK-28 (2)370 gal Tanks	(4)AIM-7E+ (1)MK-28 (2)370 gal Tanks
Take-off to clear 50' (ft)	8,290	4,150	3,200	6,250	3,800	3,770	4,490
COMBAT RADIUS (NM)	483	250/2hr loiter	140	824 ¹	421	396	367
Avg cruise speed (k)	441	300	259	414 ¹	501	501	506
COMBAT WEIGHT (lb)	28,851	30,000	8,820	38,689 ¹	38,606	38,706	41,135
Max rate of climb at SL (Fpm)	10,900	6,500	8,590	6,180 ¹	45,800	45,700	41,300
Max speed at specified altitude ² (k/ft)	576/7,000	390/5000	416/15,500	520/2500 ¹	1186/40,000	1186/40,000	1221/40,000
LANDING WEIGHT (lb)	24,119	24,000	7,491	31,528 ¹	33,888	34,205	36,831
Ground roll at SL (ft)	3,430	1,400	1,890	2,350 ¹	3,125	3,150	3,680
FERRY RANGE (NM)	2,445 ³	2,600	808	2,365 ³	1,528	1,469	1,401

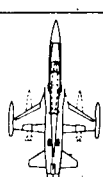
1. B-57B/C.
2. Best speed at specified altitude.
3. With external fuel tanks.

UNCLASSIFIED

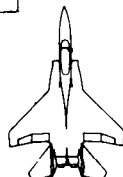
CONFIDENTIAL

TABLE 43 - PERFORMANCE AND CHARACTERISTICS OF GENERAL PURPOSE FORCES (TACTICAL, AEROMED/OBSERVATION) AIRCRAFT - AT END OF FY 1975 (CONTINUED)


NOTE: Source documents are the USAF Standard Aircraft/Missile Characteristics, Green Book, Vol. 1 (SACGB), and Brown Book, Vol. 2 (SACBB), unless otherwise specified. R&D and new production aircraft/missile performance and characteristics (not in SACGB or SACBB) are derived from Selected Acquisition Reports or other authority. Data are provided as a quick reference only and should not be used for recognition, air traffic control, specific mission planning, etc. Generally, performance data will be shown for the Basic Mission, when other than Basic Mission is reflected, it will be so identified.



F-5A/B/E/F



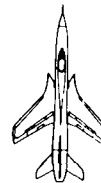
F-15



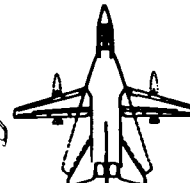
F-16A/B



F-100D



F-105D



F-111A/C/D/E/F

ITEMS	F-5E	F-15	F-16A	F-100D	F-105D	F-111A
DATA	AF/RDP	AF/RDP	AF/RDQ	SACGB (Aug 72)	SACGB (Jan 73)	SACGB (Jan 73)
POPULAR NAME	Tiger II	Eagle	-	Super Sabre	Thunderchief	-
CONTRACTOR	Northrop	McDonnell Douglas	General Dynamics	North American	Republic	General Dynamics
CHARACTERISTICS: Engines-No./Design	2/J85-G-E-21	2/F-100-PW-100	1/PW-F100	1/J57-P-21 or - 21A	1/J75-P-19W	2/TF30-P-3
Length/Span (ft)	48.2/26.7	63.8/42.8	48/31	54.2/38.8	64.4/34.9	73.6/32.0 (63.0 Extended)
Crew No.	1	1	1	1	1	2

PERFORMANCE:		(BASIC)	(BASIC) Air Superiority	(BASIC)	(BASIC)	(BASIC)	LO-LO-HI (2 external tanks)
TYPE MISSION		(BASIC)	(BASIC) Air Superiority	(BASIC)	(BASIC)	(BASIC)	LO-LO-HI (2 external tanks)
TAKE-OFF WEIGHT (lb)		20,632	41,491	22,800	38,048	48,976	92,657
Payload		6,122 lbs (1) MK-84 (4) B/U-278 560/20 MM (2) AIM-9 Air to Ground	(4) AIM 7F 903/20 MM (Air-to-Ground MSN-13,849 lbs Ordnance- 53,300 lbs T.O.)	500 rds 20MM AIM-9 Bombs Maverick Tanks	560 lbs AMMO Bombs (None)	581 lbs AMMO; MK-28 AGM-45/78 AIM-9	(1) 2,000 lb weapon + (2) AIM-9B
Take-off to clear 50' (ft)		5,200	2,500	2,000	7,650	5,830	5,630
COMBAT RADIUS (NM)		350	Cruise-200 Dash-42 (530) ¹	729	520	543 (without wing tanks)/ 676 (with)	800
Avg cruise speed (k)		520	482	510	510	507	341
COMBAT WEIGHT (lb)		13,634	33,880	19,600	30,061	35,637	59,620
Max rate of climb at SL (Fpm)		33,500	80,000	70,000	18,100	34,000	26,600
Max speed at specified altitude (k/ft)		Mach 1.61/ 36,089	Mach 2.5/ 45,000	Mach 2.0/ 37,000	775/35,000	1192/36,089	1262/54,850
LANDING WEIGHT (lb)		11,600	27,000	16,000	24,949	30,118	51,563
Ground roll at SL (ft)		2,700	3,840 ²	2,200	4,600	4,355	1,480
FERRY RANGE (NM)		1,555	2,600	2,400	1,712	1,917	2,555

1. F-16 Air Superiority Ground Rules.

2. Landing Distance over 50 foot obstacle.

NOTE: Data for the F-15 and F-16 are Confidential. Data for all other systems on this page are Unclassified.

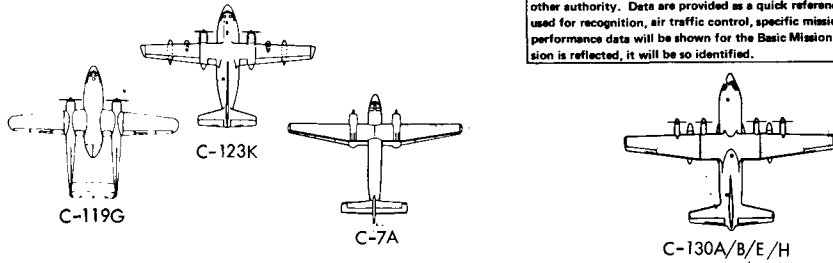
CLASSIFIED BY: F-15
SECURITY GUIDE
EXEMPT FROM GENERAL DE-
CLASSIFICATION SCHEDULE
OF EXECUTIVE ORDER 11652
EXEMPTION CATEGORY 3
DECLASSIFY ON: 31 DEC 1988

CONFIDENTIAL

UNCLASSIFIED

TABLE 43 - PERFORMANCE AND CHARACTERISTICS OF GENERAL PURPOSE FORCES (TACTICAL, AEROMED/OBSERVATION) AIRCRAFT - AT END OF FY 1975 (CONTINUED)

NOTE: Source documents are the USAF Standard Aircraft/Missile Characteristics, Green Book, Vol. 1 (SACGB), and Brown Book, Vol. 2 (SACBB), unless otherwise specified. R&D and new production aircraft/missile performance and characteristics (not in SACGB or SACBB) are derived from Selected Acquisition Reports or other authority. Data are provided as a quick reference only and should not be used for recognition, air traffic control, specific mission planning, etc. Generally, performance data will be shown for the Basic Mission, when other than Basic Mission is reflected, it will be so identified.



ITEM	C-119G	C-123K	C-7A	C-130A	C-130B	C-130E	C-130H
DATA SOURCE	SACBB (Apr 72)	SACBB (Sep 71)	SACBB (Mar 71)	SACBB (Mar 71)	SACBB (Mar 70)	SACBB (Mar 70)	SACBB (Mar 70)
POPULAR NAME	Flying Boxcar	Provider	Caribou	Hercules	Hercules	Hercules	Hercules
CONTRACTOR	Fairchild	Fairchild Hiller	DeHavilland	Lockheed	Lockheed	Lockheed	Lockheed
CHARACTERISTICS: Engines - No./Design	2/R-3350-89A	2/R-2800-99W +2/J85-GE-17	2/R-2000-7M2	4/T56-A-9/11	4/T56-A-7	4/T56-A-7	4/T56-A-15
Length/Span (ft)	86.5/109.3	76.2/110.0	72.6/95.6	97.8/132.6	97.8/132.6	97.8/132.6	97.8/132.6
Crew/Troops/or Litters +Amb. Pat. & Attend.	6/62/39	3/60/60	3/31/25	4/92/76	4/92/76	5/92/76	5/92/76

PERFORMANCE: TYPE MISSION	(BASIC)	(BASIC)	(BASIC)	(BASIC)	(BASIC)	(BASIC)	(BASIC)
TAKE-OFF WEIGHT (lbs)	72,700	60,000	28,500	124,200	135,000	151,170	151,200
Payload (lbs)	15,858	10,948	6,219	33,810	36,270	45,000	45,000
Take off to clear 50' (ft)	4,765	2,802/1,809 ¹	1,200	3,830	4,330	5,275/4,420 ¹	5,400/4,510 ¹
Service Ceiling (ft)	22,200	23,500	23,950	28,900	27,900	23,500	26,600
COMBAT RANGE (NM)	1,444	1,573	544	1,900	1,847	1,779	1,786
Avg cruise speed (k)	154	141	132	290	293	291	297
COMBAT RADIUS (NM)	750	750	250	1,000	1,000	1,000	1,000
Avg cruise speed (k)	146	136	123	285	273	287	294
FIRST LANDING WEIGHT (lbs)	61,877	53,496	27,126	109,240	119,685	133,280	133,319
Ground roll at SL (ft)	2,375	1,539/1,422	825	2,145/1,550	2,100	2,900/2,230 ²	2,250
FERRY RANGE (NM)	2,102	2,166	1,175	2,794	3,753	4,531	4,599

1. Without/with jet assisted take-off.

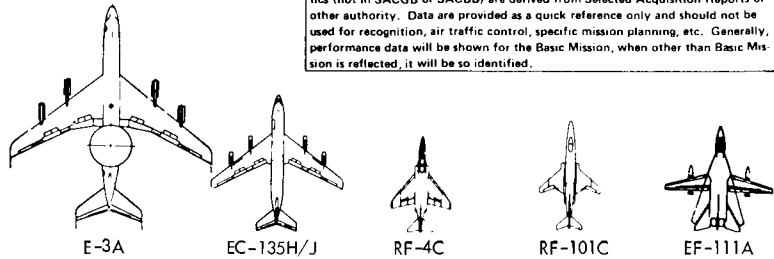
2. Normal braking/full reverse with brakes.

UNCLASSIFIED

CONFIDENTIAL

TABLE 43 - PERFORMANCE AND CHARACTERISTICS OF GENERAL PURPOSE FORCES (TACTICAL, AEROMED/OBSERVATION) AIRCRAFT - AT END OF FY 1975 (CONTINUED)

NOTE: Source documents are the USAF Standard Aircraft/Missile Characteristics, Green Book, Vol. 1 (SACGB), and Brown Book, Vol. 2 (SACBB), unless otherwise specified. R&D and new production aircraft/missile performance and characteristics (not in SACGB or SACBB) are derived from Selected Acquisition Reports or other authority. Data are provided as a quick reference only and should not be used for recognition, air traffic control, specific mission planning, etc. Generally, performance data will be shown for the Basic Mission, when other than Basic Mission is reflected, it will be so identified.



ITEMS	E-3A	EC-135H	RF-4C	RF-101C	EF-111A
DATA SOURCE	AF/RDPE	AF/XOCC	SACGB (Jan 73)	SACGB (Jul 64)	AF/RDRE
POPULAR NAME	AWACS	Airborne Command Post	Phantom II	Voodoo	-
CONTRACTOR	Boeing	Boeing	McDonnell	McDonnell	Grumman
CHARACTERISTICS:					
Engines-No./Design	4/TF-33	4/J-57-59W	2/J79-GE-15	2/J57-P-13	2/TF30-P-3
Length/Span (ft)	160'8"/146'9"	128'10"/130'10"	62.9/38.4	69.3/39.7	73.5/31.98 (63.0 Extended)
Crew No.	17	13 Aircrew 8 Battle Staff	2	1	2

PERFORMANCE:		Airborne Command & Control	TACTICAL RECON	TACTICAL RECON	HI-Med-HI
TYPE MISSION	SUR & C ³				
TAKE-OFF GROSS WEIGHT (lb)	325,000	277,500	52,823	48,133	85,900
Payload-Recon Equip (lb)	N/A	50,000	1,398	652	N/A
Take-off to clear 50' (ft)	8,150	11,500	3,990 ¹	4,630 ¹ /9,710 ²	3,950
COMBAT RADIUS (NM)	6.1 Hrs TOS @ 1000NM	8.5 Hrs TOS @ Endurance Speed	673	888	850
COMBAT WEIGHT (lb)	N/A	N/A	40,267	35,586	72,800 (60% Fuel)
Combat altitude (ft)	N/A	N/A	40,050	44,000	N/A
Combat speed (k)	N/A	N/A	1,204	768	N/A
Combat ceiling (ft)	32,000	35,000/39,000	55,200	51,000	62,300
Max rate of climb at SL (Fpm)	N/A	N/A	44,800	36,600	26,600
Max speed at specified Altitude (k/ft)	N/A	N/A	1,204/40,000	875/35,000	1,262/54,850
LANDING WEIGHT (lb)	250,000	185,000	33,598	29,579	57,000
Ground roll at SL (ft)	-	3,300/5,300	3,100	4,225	2,720 ³
FERRY RANGE (NM)	-	4,000	1,418	1,864	4,180

1. Maximum Power.

2. Military Power.

3. Landing Distance over 50 foot obstacle.

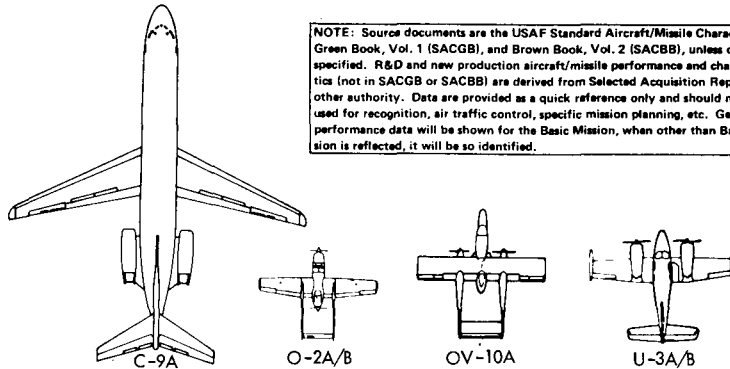
NOTE: Data for the EF-111A is Confidential. Data for all other systems on this page are Unclassified.

CLASSIFIED BY: AF/RDRE
EXEMPT FROM GENERAL DE
CLASSIFICATION SCHEDULE
OF EXECUTIVE ORDER 11652
EXEMPTION CATEGORY 3
DECLASSIFY ON: 31 DEC 1987

CONFIDENTIAL

UNCLASSIFIED

TABLE 43 - PERFORMANCE AND CHARACTERISTICS OF GENERAL PURPOSE FORCES (TACTICAL, AEROMED/OBSERVATION) AIRCRAFT - AT END OF FY 1975 (CONTINUED)



NOTE: Source documents are the USAF Standard Aircraft/Missile Characteristics, Green Book, Vol. 1 (SACGB), and Brown Book, Vol. 2 (SACBB), unless otherwise specified. R&D and new production aircraft/missile performance and characteristics (not in SACGB or SACBB) are derived from Selected Acquisition Reports or other authority. Data are provided as a quick reference only and should not be used for recognition, air traffic control, specific mission planning, etc. Generally, performance data will be shown for the Basic Mission, when other than Basic Mission is reflected, it will be so identified.

ITEMS	Tac Aero Med	Observation		Utility
	C-9A	O-2A	OV-10A	U-3A
DATA SOURCE	SACBB ¹ (Apr 72)	SACBB (Mar 73)	SACBB (Mar 73)	SACBB (Oct 70)
POPULAR NAME	Nightingale	-	Bronco	-
CONTRACTOR	McDonnell Douglas	Cessna	No. American	Cessna
CHARACTERISTICS:				
Engines - No./Design	2/JT8D-9	2/10-360-D	2/176- C-10/G-12	2/0-470-M
Length/Span (ft)	119.3/93.3	29.2/38.0	41.6/40.0	27.0/35.7
Crew/Pass/or Litters	8/40/30	1/2/-	2/-/-	2/3/-

PERFORMANCE: TYPE MISSION	(BASIC)	(BASIC)	(BASIC)	(BASIC)
TAKE-OFF WEIGHT (lbs)	108,000	4,850	10,529	4,830
Payload (lbs)	10,019	724	346 ²	671 ³
Take off to clear 50' (ft)	5,360	1,680	1,450	1,650
Service ceiling (ft)	35,820	15,100	26,000	19,800
COMBAT RANGE (NM)	2,161	-	-	873
Avg cruise speed (k)	437	-	-	157
Cruise altitude (ft)	35,000	-	-	10,000
COMBAT RADIUS (NM)	1,000	50 ⁴	50 ⁴	425
Avg cruise speed (k)	470	112	177	157
Cruise altitude (ft)	35,000	5,000	5,000	10,000
FIRST LANDING WEIGHT (lbs)	99,000	3,728	8,778	4,475
Ground roll SL ⁵ (ft)	2,950	1,170	1,090	1,600
FERRY RANGE (NM)	2,536	914	1,240	926

1. Supplementary data from Headquarters, Military Airlift Command, 25 March 1975.
2. Two (2) LAU-32/A rockets.
3. Over and above crew members.
4. Loiter requirements assume 50 nautical miles radius.
5. Over 50 foot obstacle.

UNCLASSIFIED

TABLE 44 - PERFORMANCE AND CHARACTERISTICS OF GENERAL PURPOSE FORCES (TACTICAL) MISSILES -
AT END OF FY 1975

NOTE: Source documents are the USAF Standard Aircraft/Missile Characteristics, Green Book, Vol. 1 (SACGB), and Brown Book, Vol. 2 (SACBB), unless otherwise specified. R&D and new production aircraft/missile performance and characteristics (not in SACGB or SACBB) are derived from Selected Acquisition Reports or other authority. Data are provided as a quick reference only and should not be used for recognition, air traffic control, specific mission planning, etc. Generally, performance data will be shown for the Basic Mission, when other than Basic Mission is reflected, it will be so identified.



AIM-7E/F



AIM-9E



AIM-9J/L

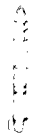


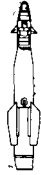
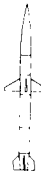
ITEMS	AIM-7E-3 Sparrow	AIM-7F Sparrow	AIM-9E Sidewinder	AIM-9J Sidewinder	AIM-9L Sidewinder
DATA SOURCE	AF/RDP	AF/RDP	AF/RDP	AF/RDP	AF/RDP
CONTRACTOR	Raytheon	Raytheon	Philco/Ford	Philco/Ford	Raytheon
LAUNCH	Air-to-Air	Air-to-Air	Air-to-Air	Air-to-Air	Air-to-Air
CHARACTERISTICS: Propulsion	Solid	Solid	Solid	Solid	Solid
Length/Dia	12'8"	12'8"	115"/5"	121"/5"	113"/5"
Launch WT. (lbs)	430	507	168	169	186
Warhead WT. (lbs)	65	90	Frag/25	Frag/25	ABF/20
Guidance	Semi-Active Radar	Semi-Active Radar	Infrared	Infrared	Infrared
PERFORMANCE: Max Speed	Mach 4.0 (Launch 2.2M)	(Launch 2.5M)	(25) ¹	(36) ¹	(30) ¹
Max Range	13.6 NM	22.0 NM	(800) ²	(800) ²	2 NM
Accuracy	-	-	-	-	-

1. Maximum "Gs".
2. Minimum Range.

CLASSIFIED BY: NAVY AUTHORITY 5511.4B, 4 NOV 1974
EXEMPT FROM GENERAL DECLASSIFICATION SCHEDULE OF EXECUTIVE ORDER 11652
EXEMPTION CATEGORY 3
DECLASSIFY ON: 31 DEC 1985

TABLE 44 -- PERFORMANCE AND CHARACTERISTICS OF GENERAL PURPOSE FORCES (TACTICAL) MISSILES --
AT END OF FY 1975 (CONTINUED)

NOTE: Source documents are the USAF Standard Aircraft/Missile Characteristics, Green Book, Vol. 1 (SACGB), and Brown Book, Vol. 2 (SACBB), unless otherwise specified. R&D and new production aircraft/missile performance and characteristics (not in SACGB or SACBB) are derived from Selected Acquisition Reports or other authority. Data are provided as a quick reference only and should not be used for recognition, air traffic control, specific mission planning, etc. Generally, performance data will be shown for the Basic Mission, when other than Basic Mission is reflected, it will be so identified.

					
	AGM-45A/B	AGM-65A/B/C/D	AGM-78D	AGM-79A	AGM-88
ITEMS	AGM-45A SHRIKE	AGM-65 Maverick	AGM-78D Standard ARM	AGM-79A Blue Eye	AGM-88 HARM
DATA SOURCE	AF/RDP	AF/RDP	SPD ¹	SPD ¹	AF/RDQ
CONTRACTOR	Texas Instrument	Hughes Aircraft	General Dynamics	Martin	Texas Instruments
LAUNCH	Air-to-Surface	Air-to-Surface	Air-to-Surface	Air-to-Surface	Air-to-Surface
CHARACTERISTICS:					
Propulsion	Solid	Solid	Solid	Liquid	Solid
Length/Dia	10'8"	98"/12"	15'/13.5"	13.3'/17"	13'/10"
Launch WT. (lbs)	390	465	1,378	1,700	730
Warhead WT. (lbs)	145	125	216	-	146
Guidance	Anti Rad/Homing	See Footnote 2 below	Anti Rad/Homing	Optical	Anti Rad/Homing
PERFORMANCE:					
Max Speed	A/C+ 1,050/sec	2.2 M Carry 1.2 M Launch	A/C+ 1,650/sec	-	2,200/sec
Max Range	24 NM	14-16 NM @33,000'	75 NM	50,000 Max Launch	110
Accuracy	30' CEP	.87 Prob. of Hit 6.5' MRE ³	30' CEP	4 Miles	20' CEP

1. System Program Director.

2. { AGM-65 A = TV-Guided (5° field of view)
AGM-65 B = TV-Guided (2-1/2° field of view)
AGM-65 C = Laser
AGM-65 D = Imaging Infrared

3. Mean Radial Error.

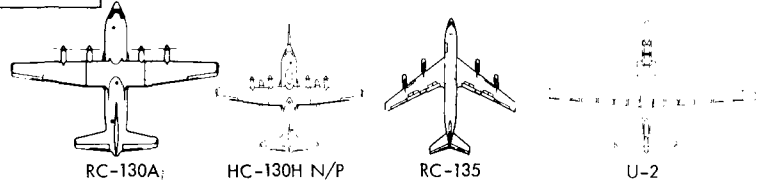
CLASSIFIED BY: SOR 11-89
OF 30 JUNE 1972
EXEMPT FROM GENERAL DE-
CLASSIFICATION SCHEDULE
OF EXECUTIVE ORDER 11652
EXEMPTION CATEGORY 3
DECLASSIFY ON: 31 DEC 2002

SECRET

UNCLASSIFIED

TABLE 45 - PERFORMANCE AND CHARACTERISTICS OF INTELLIGENCE AND COMMUNICATIONS FORCES (CARGO AND HELICOPTER) AIRCRAFT - AT END OF FY 1975

NOTE: Source documents are the USAF Standard Aircraft/Missile Characteristics, Green Book, Vol. 1 (SACGB), and Brown Book, Vol. 2 (SACBB), unless otherwise specified. R&D and new production aircraft/missile performance and characteristics (not in SACGB or SACBB) are derived from Selected Acquisition Reports or other authority. Data are provided as a quick reference only and should not be used for recognition, air traffic control, specific mission planning, etc. Generally, performance data will be shown for the Basic Mission, when other than Basic Mission is reflected, it will be so identified.



ITEMS	Mission Type			
	RC-130A ¹	Rescue HC-130H/N/P ²	Reconnaissance RC-135 U-2	
DATA SOURCE	AF/XOOSR	AF/XOOSR	AF/XOOSR	AF/XOOSR
POPULAR NAME	Hercules	Hercules	-	-
CONTRACTOR	Lockheed	Lockheed	Boeing	Lockheed
CHARACTERISTICS: Engines-No/Design	4/T56-A-9	4/T56-A-15	4/TF33-P-5	1/J-75 P-13B
Length/Span (ft)	99.5/132.6	98.8/132.6	135.1/130.8	63.1/103.3
Crew/Pass/Litters	8/-/-	13/-/-	22	1

PERFORMANCE:		AERIAL SURVEY	SEARCH & RESCUE	SIGINT	PHOTO/COMINT BASIC/RECON
TYPE MISSION					
TAKE-OFF GROSS WEIGHT (lbs)		109,000	159,380	299,000 MAX	23,000 MAX
Payload (lbs)		N/A	Determined by mission requirement	N/A	N/A
Take-Off to Clear 50' (ft)		2,520 (Military Power)	4,650	8,500	2,600
COMBAT RADIUS (NM)		9.3 Hrs	1,182 (8.0 Hrs Loiter/Search)	2,700	2,500 NM
COMBAT WEIGHT (lbs)		71,693	175,000 (Max Gross Wt)	N/A	N/A
Combat Altitude (ft)		30,000	22,800 (Initial Cruise)	35,000	60,000+
Combat Speed (k)		323	308	450	420
Combat Ceiling (ft)		37,000	37,900 (Final Cruise)	45,000	60,000+
Max Rate of Climb at SL (fpm)		4,120	2,950	3,000	8,000
Max Speed at Specified Altitude (k/ft)		333/21,000	323/19,500	.9M/45,000	N/A
LANDING WEIGHT (lbs)		71,693	91,416	185,000	13,000
Ground Roll at SL (ft)		1,650	1,475	3,200	2,600
FERRY RANGE (NM)		2,659	5,158	6,000	5,000 NM

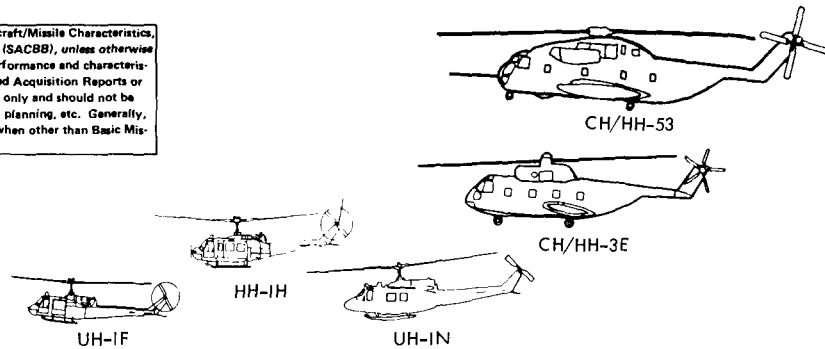
1. AFCS aircraft being modified to remove sensors; others being similarly modified for AF Reserve.
 2. HC-130 N/P series provide tanker capability to inflight refuel HH-3 and HH-53.
- N/A = Not Available.

UNCLASSIFIED

UNCLASSIFIED

TABLE 45 — PERFORMANCE AND CHARACTERISTICS OF INTELLIGENCE AND COMMUNICATIONS FORCES (CARGO AND HELICOPTER) AIRCRAFT — AT END OF FY 1975 (CONTINUED)

NOTE: Source documents are the USAF Standard Aircraft/Missile Characteristics, Green Book, Vol. 1 (SACGB), and Brown Book, Vol. 2 (SACBB), unless otherwise specified. R&D and new production aircraft/missile performance and characteristics (not in SACGB or SACBB) are derived from Selected Acquisition Reports or other authority. Data are provided as a quick reference only and should not be used for recognition, air traffic control, specific mission planning, etc. Generally, performance data will be shown for the Basic Mission, when other than Basic Mission is reflected, it will be so identified.



ITEMS	HELICOPTER				
	T/UH-1F/P	HH-1H	UH-1N	CH/HH-3E	CH/HH-53C
DATA SOURCE	IH-1(U)F-1	IH-1(H)H-1	IH-1(U)N-1	IH-3(C)C-1	IH-53(H)B-1
POPULAR NAME	HUEY	HUEY	HUEY	JOLLY GREEN GIANT	SUPER JOLLY
CONTRACTOR	BELL	BELL	BELL	SIKORSKY	SIKORSKY
CHARACTERISTICS:					
Engines-No./Design	1/T58-GE/3	1/T53-L-13B	1/T400-CP-400 ¹	2/T58-GE-5	2/T64-GE-7
Maximum Gross Weight (lbs)	9,000	9,500	10,500	22,050	42,000
Length(fuselage)/Rotor Dia (ft)	41.5/48.0	42.0/48.3	41.7/48.0	67.6/62.0	83.4/72.2
Crew/Pass/Litters	2/10/3	4/13/3	4/15/3	5/23/15	5/35/22

PERFORMANCE:						
Type Mission ²		BASIC	BASIC	BASIC	BASIC	
Take Off Weight (Max fuel load) (lbs)		8,000	8,750	9,000	22,050	36,450
Allowable Payload (lbs)		1,000	750	1,500	-	5,550
Hover Ceiling (In Ground Effect) (ft)		9,900	13,600	12,400	9,700	11,700
(Out of Ground Effect) (ft)		5,100	1,100	7,500	3,000	4,200
Cruise Speed (kts)		100	105	105	110	130
Cruise Altitude (ft)		2,000	2,000	2,000	5,000	5,000
Combat Range ³ (NM)		297	218	331	396	503
Landing Weight (lbs)		6,670	7,710	7,343	16,171	28,272
Combat Radius ³ (NM)		124	82	139	171	232
Ferry Range ³		297	218	331	495	620

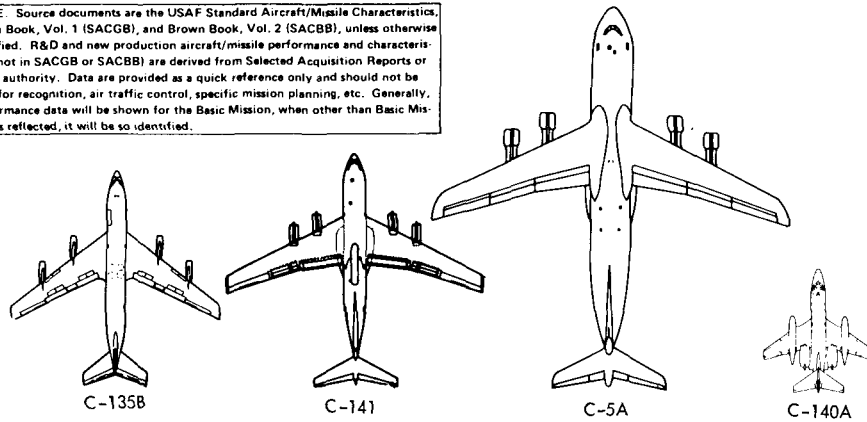
- Two independent power sections.
- Rescue Mission on UN-1N, HH-1H, HH-3 and HH-53.
- Data do not include inflight refueling for the HH-3 or HH-53. With inflight refueling by HC-130 N/P, the range/radius capability of the HH-3 or HH-53 is limited only by two 14 hour crew duty day.

UNCLASSIFIED

UNCLASSIFIED

TABLE 46 - PERFORMANCE AND CHARACTERISTICS OF AIRLIFT FORCES (CARGO) AIRCRAFT -
AT END OF FY 1975

NOTE: Source documents are the USAF Standard Aircraft/Missile Characteristics, Green Book, Vol. 1 (SACGB), and Brown Book, Vol. 2 (SACBB), unless otherwise specified. R&D and new production aircraft/missile performance and characteristics (not in SACGB or SACBB) are derived from Selected Acquisition Reports or other authority. Data are provided as a quick reference only and should not be used for recognition, air traffic control, specific mission planning, etc. Generally, performance data will be shown for the Basic Mission, when other than Basic Mission is reflected, it will be so identified.



ITEMS	C-135B	C-141A	C-5A	C-140A
DATA SOURCE	AF/XOO	AF/XOO	AF/XOO	AF/XOO
POPULAR NAME	Stratolifter	Starlifter	Galaxy	-
CONTRACTOR	Boeing	Lockheed	Lockheed	Lockheed
CHARACTERICS:				
Engines-No/Design	4/TF33-P-5	4/TF33-P-7	4/TF39-GE-1	4/J60-P-5
Length/Span (ft)	134.5/130.8	145.0/160.0	247.8/222.7	60.5/53.7
Crew/Troops/or Litters +Amb.Pat & Attend	4/126/98	8/154/88	8/345+8 Relief Crew and Pass.	5/

PERFORMANCE:				
TYPE MISSION	(BASIC)	(BASIC)	(BASIC)	(BASIC)
TAKE-OFF WEIGHT (lbs)	248,000	323,100	712,500	40,470
Payload (lbs)	87,353	67,620	100,000 ¹	8 PAX
Take-off to clear 50 feet (ft)	6,850	4,830	7,700	5,150
Service Ceiling (ft)	38,200	41,000	41,000	36,000
COMBAT RANGE (NM)	1,695	3,900	5,650	1,675
Avg cruise speed (k)	456	422	440	433
COMBAT RADIUS (NM)	1,000	2,100	2,500	-
Avg cruise speed (k)	448	422	440	-
FIRST LANDING WEIGHT ² (lbs)	218,200	257,269	552,070	26,120
Ground roll at SL (ft)	3,415	3,680	3,880	2,980
FERRY RANGE (NM)	7,611	5,300	6,230	-

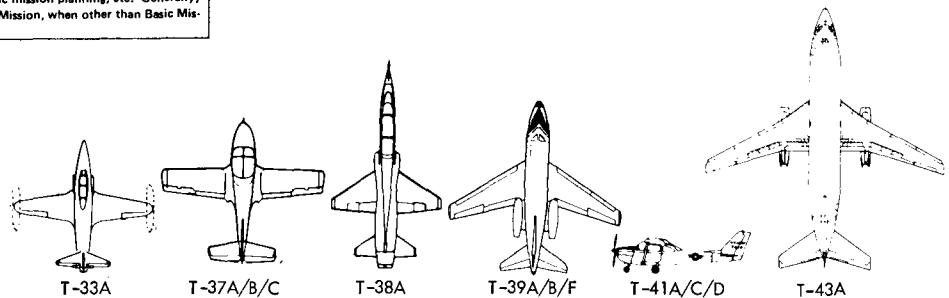
1. SOR states basic mission range design range design requirement is a minimum of 5,500 nautical miles with 100,000 pound payload at a load factor not less than 2.5 G from take-off point. Overall design requirements are shown in SOR.

UNCLASSIFIED

UNCLASSIFIED

TABLE 47 - PERFORMANCE AND CHARACTERISTICS OF TRAINER TYPE AIRCRAFT -
AT END OF FY 1975

NOTE: Source documents are the USAF Standard Aircraft/Missile Characteristics, Green Book, Vol. 1 (SACGB), and Brown Book, Vol. 2 (SACBB), unless otherwise specified. R&D and new production aircraft/missile performance and characteristics (not in SACGB or SACBB) are derived from Selected Acquisition Reports or other authority. Data are provided as a quick reference only and should not be used for recognition, air traffic control, specific mission planning, etc. Generally, performance data will be shown for the Basic Mission, when other than Basic Mission is reflected, it will be so identified.



ITEMS	T-33A	T-37B	T-38A	T-39A	T-41D	T-43A
DATA SOURCE	SACBB (Apr 62)	SACBB (Mar 73)	SACBB (Apr 72)	SACBB (Mar 73)	SACBB (Aug 71)	AF/RDP (Jan 74)
POPULAR NAME	Shooting Star	-	Talon	Sabreliner	Mescalero	
CONTRACTOR	Lockheed	Cessna	Northrop	N. American	Cessna	Boeing
CHARACTERISTICS:						
Engines-No./ Design	1/J33-A-35	2/J69-T-25	2/J85-GE-5A	2/J60-P-3	1/10-360D	2/JT8D-9
Length/Span (ft)	37.7/38.9	29.3/33.8	46.3/25.3	44.0/44.5	26.0/35.0	100/93
Crew No. ¹	2	2	2	2	2	3 ²

PERFORMANCE: TYPE MISSION		BASIC	BASIC	BASIC	BASIC	BASIC	BASIC
TAKE-OFF WEIGHT (lbs)		15,061	6,580	12,093	18,650	2,500	115,500
Payload (lbs)		180(AMMO)	N/A	N/A	1,460	259	N/A
Take-Off to Clear 50 Feet (ft)		4,570	2,320	6,300/3,700 ³	4,370	1,180	6,700
Service Ceiling (ft)		41,700	35,000	42,100	39,000	17,500	35,000
COMBAT RANGE (NM)		N/A	458	845	1,348	469	2,730
Average Cruise Speed (k)		N/A	276	502	436	128	.80 Mach
Cruise Altitude (ft)		N/A	25,000	40,000	43,000	5,000	35,000
COMBAT RADIUS (NM)		N/A	167	305	N/A	221	N/A
Average Cruise Speed (k)		395	278	502	N/A	128	N/A
Cruise Altitude (ft)		44,200	25,000	44,100	N/A	5,000	N/A
FIRST LANDING WEIGHT (lbs)		10,730	5,736	10,572	18,650	2,500	99,000
Ground Roll at Sea Level (ft)		2,519	1,500	3,550	2,100	705	2,800
FERRY RANGE (NM)		1,106	477	845	1,425	600	2,730

1. Crew number and composition from Air Force Regulation 173-10.
2. Carries 2 pilots, 1 flight mechanic, 3 instructors and 16 training stations.
3. Military/Maximum Power/27 degrees Flaps.

N/A = Not Available.

UNCLASSIFIED

UNCLASSIFIED
MATERIEL CONTINUED

WAR READINESS MATERIEL

INTRODUCTION

Data included in this section portrays USAF inventory of selected airmunitions items (excluding VAMP/LAMP).

Material on selected items of War Readiness Materiel is based on information submitted in accordance with Air Force Manual 67-1, Volume I, Part I, Chapter 14, and reflects summary data depicting pre-storage of war consumables.

DEFINITIONS

WAR CONSUMABLES - Essential support items used in direct support of aircraft and personnel during wartime operation.

WAR READINESS MATERIEL (WRM) - Quantities of materiel necessary to assure immediate availability of resources to support the initial phase of approved Air Force war plans in the event of an emergency.

UNCLASSIFIED

SECRET

TABLE 48 - COMPARISON OF USAF INVENTORY OF AIRMUNITION ITEMS, WORLD-WIDE (EXCLUDING VAMP/LAMP) - 30 JUNE 1975

ITEM	QUANTITIES ON HAND		% CHANGE + or -
	30 Jun 74	30 Jun 75	
<u>BOMBS</u>			
750# M117	365,400	368,100 <u>1/</u>	+ 0.73%
3000# M118	638	637	- 0.15%
250# MK 81	67,500	42,600	- 37%
500# MK 82	1,266,000	1,191,100 <u>2/</u>	- 6%
2000# MK 84	20,600	32,700	+ 59%
750# M36	5,872	6,022	+ 3%
100# M1A4	11,734	2,950	- 75%
100# M47	2,467	2,360	- 4%
500# BLU-23/32	5,700	12,900	+ 126%
750# BLU-1/27M116	37,300	31,400	- 16%
BLU-52	3,297	3,297	-
CBU-1	28,854	28,670	- 0.63%
CBU-2	15,750	15,829	+ 0.50%
CBU-3	6,744	6,754	+ 0.14%
CBU-7	513	513	-
CBU-12	1,932	1,949	+ 0.87%
CBU-14	5,864	3,549	- 39%
CBU-22	34	22	- 35%
CBU-24	1,249	1,314	+ 5%
CBU-25	48,500	52,051	+ 7%
CBU-29/49	1,390	1,321	- 5%
CBU-30	3,344	3,312	- 0.95%
CBU-38	9,972	10,147	+ 2%
CBU-42	244	2,859	+ 1,072%
CBU-46	1,581	2,855	+ 81%
CBU-52	45,240	68,000	+ 50%
CBU-55	2,936	- 0 - <u>3/</u>	-
CBU-58	52,049	77,700	+ 49%
CBU-71	7,897	19,100	+ 142%
ADU-253	26,448	26,304	- 0.54%
BLU-31 (MINE)	6,010	5,966	- 0.73%
BLU-82	59	41	- 31%
ROCKEYE	14,800	22,600	+ 53%
WALLEYE	2,448	2,318	- 5%

1/ Does not include 103,800 supporting metal parts for future Load, Assemble and Pack (LAP).

2/ Does not include 196,260 supporting metal parts for future Load, Assemble and Pack (LAP).

3/ Transferred to the US Navy.

CLASSIFIED BY: AF/LGY
 SUBJECT TO GENERAL DE-
 CLASSIFICATION SCHEDULE
 OF EXECUTIVE ORDER 11652
 AUTOMATICALLY DOWNGRADED
 AT TWO YEAR INTERVALS
 DECLASSIFIED ON: 31 DEC 1984

SECRET

~~SECRET~~

TABLE 48 - COMPARISON OF USAF INVENTORY OF AIRMUNITION ITEMS, WORLD-WIDE (EXCLUDING VAMP/LAMP) - 30 JUNE 1975 (CONTINUED)

ITEM	QUANTITIES ON HAND		% CHANGE (+ or -)
	30 JUN 74	30 Jun 75	
<u>AIRCRAFT GUN AMMUNITION</u> (THOUS)			
105M/M Cartridges, HE	97	138	+ 42%
105M/M Cartridges, WP	8	15	+ 87½%
40M/M Cartridges, HEP	1,374	1,362	- 0.87%
20M/M Cartridges for M3 Gun	6,510	6,640	+ 2%
20M/M Cartridges for M39 Gun	13,040	12,350	- 5%
20M/M Cartridges for M61 Gun	29,550	28,250	- 4%
7.62M/M Cartridges	234,460	401,290	+ 71%
<u>MISSILES</u>			
AIM-4 FALCON	16,488	13,796	- 16%
AIM-7 SPARROW	6,059	5,248	- 13%
AIM-9 SIDEWINDER	8,780	7,282	- 17%
AIM-26B FALCON	1,002	928	- 7%
AGM-12B BULLPUP	1,704	0	- 100%
AGM-12C BULLPUP	429	0	- 100%
AGM-45 SHRIKE	3,173	3,084	- 3%
AGM-65 MAVERICK	3,694	9,019	+ 144%
AGM-78B/C	62	62	-
<u>ROCKETS</u>			
2.75" Rocket Motors (MK04/MK40)	1,191,000	1,814,800	+ 52%
2.75" SR105 Rocket Motor	14,083	13,856	- 2%
<u>FLARES</u>			
MK 24/45 Flare	134,100	125,500	- 6%
MLU-32 (BRITEYE)	1,343	1,105	- 18%
LUU-2/B	130,800	206,900	+ 58%

CLASSIFIED BY: AF/LGY
SUBJECT TO GENERAL DE-
CLASSIFICATION SCHEDULE
OF EXECUTIVE ORDER 11652
AUTOMATICALLY DOWNGRADED
AT TWO YEAR INTERVALS
DECLASSIFIED ON: 31 DEC 1984

~~SECRET~~

~~SECRET~~

TABLE 48 -- COMPARISON OF USAF INVENTORY OF AIRMUNITION ITEMS, WORLD-WIDE (EXCLUDING VAMP/LAMP) -- 30 JUNE 1975 (CONTINUED)

ITEM	QUANTITIES ON HAND		% CHANGE (+ or -)
	30 Jun 74	30 Jun 75	
<u>MISCELLANEOUS</u>			
MK 75 MOD Kit	35,574	35,708	+ 0.37%
EO Bomb Kit	2,665	2,391	- 10%
MXU-600 Airfoil Group (MK84)	10,284	9,600	- 7%
MXU-601 Airfoil Group (M118)	626	626	-
MXU-602 Airfoil Group (MK82)	5,754	5,591	- 3%
MAU-157 Computer Control Group	15,997	15,300	- 4%

Source: Monthly Air Munitions Selected Item Status Report
(SISR)
Munitions Division
Directorate of Maintenance, Engineering, and Supply
Deputy Chief of Staff, System and Logistics, USAF

OPR: AF/LGYW

CLASSIFIED BY: AF/LGY
SUBJECT TO GENERAL DE-
CLASSIFICATION SCHEDULE
OF EXECUTIVE ORDER 11652
AUTOMATICALLY DOWNGRADED
AT TWO YEAR INTERVALS
DECLASSIFIED ON: 31 DEC 1984

~~SECRET~~

UNCLASSIFIED

TABLE 49 - AIR FORCE CONSUMPTION OF PETROLEUM AND LUBRICANTS -
AT END OF FY 1975

Aircraft Operations	(000 BBLs)
Jet	93,582
Avgas	2,158
Total	95,740
Ground Equipment Operations	(000 BBLs)
Consumption	
Jet	2,153
Avgas	83
Mogas	2,183
Distillates	5,679
Residuals	1,576
Total	11,674
Storage/Stockpile	
Jet	14,033
Avgas	481
Mogas	363
Distillates	1,885
Residuals	119
Total	16,881

NOTE: Excludes issues to other DOD and non-DOD agencies which are included in energy conservation results.

Source: AF/LGYF
OPR: AF/LGXL

UNCLASSIFIED

UNCLASSIFIED

TABLE 50 -- CONSUMPTION RESULTS OF ENERGY CONSERVATION --
AT END OF FY 1975

	<u>BASELINE 1/</u>	<u>FY-75 CONSUMPTION</u>	<u>PERCENT REDUCTION</u>
Jet Fuels (BBLs)	140,400,000	98,200,000	30.1
115/145 Avgas (BBLs)	4,902,000	2,505,300	48.9
Mogas (BBLs)	2,990,700	2,381,000	20.4
Distillates (BBLs)	8,156,200	6,025,900	26.1
Residual Fuels (BBLs)	2,317,200	1,577,700	31.9
Electricity BBTU	122,700	102,700	16.3
Coal BBTU	17,190	12,830	25.4
Nat. Gas/Propane BBTU	54,060	44,530	17.6
Steam & Hot Water BBTU	288.9	228.5	20.9
Overall Energy Reduction BBTU	1,047,810	754,770	28.0

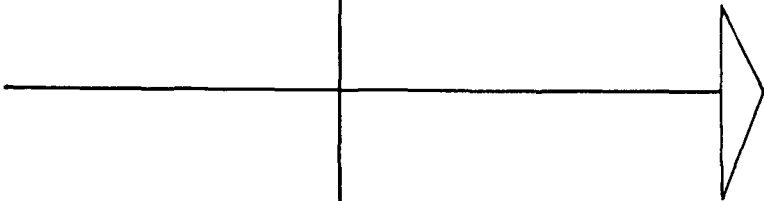
1/ Baseline is FY-73 consumption adjusted for force structure and mission changes, to include worldwide consumption and to correct known errors and omissions. These baselines are composed of total consumption experienced by reporting locations.

Source: AF/LGYF
OPR: AF/LGXL

UNCLASSIFIED



Installations



PART V

UNCLASSIFIED

PART V

INSTALLATIONS

INTRODUCTION

The USAF Program; Bases, Units, and Priorities, and USAF Installations Characteristics Data Report, RCS: HAF TRE (AR) 7119, were used to obtain the data shown.

MILITARY CONSTRUCTION PROGRAM

INTRODUCTION

This section reflects progress of the Military Construction Program, since its inception in the Air Force, in terms of dollars available, apportioned, contracted, etc. Most of the data were furnished by the Directorate of Budget and the Directorate of Civil Engineering.

DEFINITIONS

APPROVED PROGRAM - Scope and dollar amount approved for implementation of construction and funding by appropriate authority of Office of the Secretary of Defense and/or Bureau of the Budget through apportionment, or program clearance.

AUTHORIZED PROGRAM - The USAF Military Construction Program as approved by Congress.

CURRENT PROGRAM - The scope and dollar amount deemed necessary for the completion of a line item determined essential to the mission of the USAF.

OPERATING PROGRAM - The scope and dollar amount released to USAF construction agencies as approved for construction, obligation, and expenditures for the completion of a line item.

REAL PROPERTY INVENTORY

INTRODUCTION

These tables present the real property (facilities and land) controlled by the Air Force. The costs shown represent the costs at time of acquisition to the U.S. Government, plus any subsequent improvement, and do not reflect the current value or estimated replacement costs.

DEFINITIONS

EASEMENTS - A right which one party has to use the land owned by another party for ingress and egress, or for the purpose of reducing or limiting the height of objects on land owned by another party to establish security or safety area, or right-of-way interests.

FOREIGN RIGHTS - An agreement or contract between the U.S. Government and a foreign country which gives the United States the right to use the land in a foreign country.

LEASES - A contract between a lessor and a lessee granting exclusive possessory interest in real property for a specified term, reserving to the owner rent or other consideration.

UNCLASSIFIED

UNCLASSIFIED
INSTALLATIONS (CONTINUED)
REAL PROPERTY INVENTORY (CONTINUED)

DEFINITIONS (CONTINUED)

LICENSE - A privilege, revocable at will, to use or pass over privately owned real property for a specified purpose.

OWNED LAND - Land acquired through donation, condemnation, or purchase.

PUBLIC DOMAIN AND PUBLIC LAND - Land assigned to the AF through a permanent or temporary withdrawal from public domain.

COST OF MAINTENANCE AND OPERATION OF REAL PROPERTY

INTRODUCTION

This section shows the cost of maintenance and operation of USAF Real Property.

DEFINITIONS

CONTRACT - Lump sum and unit price work agreements administered by the installation for preservation and construction; and utility service, inspection, and maintenance agreements administered by major Air Force command headquarters.

LABOR COSTS - Costs of all personnel, regardless of the source, performing work attributable to real estate facility activities. The rates used in costing military services are those prescribed in AFM 177-1.

MATERIALS AND SUPPLIES - For use in accomplishing the functions of maintenance, repair, and operation of real estate facilities.

STORAGE SPACE UTILIZATION AND OCCUPANCY

INTRODUCTION

The reporting of storage space utilization and occupancy within the Air Force has been revised under the guidance of Office of the Secretary of Defense to provide a uniform procedure for all services. Included in the summary are all Air Force depots.

DEFINITIONS

GROSS STORAGE SPACE - The gross area (regardless of its location or the purpose for which the space being used was designed or is designated) which is assigned or used for any operation concerning storage or the support of storage functions.

NET STORAGE SPACE - The floor area upon which bins are erected plus the floor area upon which material can be stored.

OPEN STORAGE SPACE - Any improved or unimproved area designated for use in storing material.

WAREHOUSE SPACE - The area in building designed for storage purposes and constructed with roof and complete side and end walls.

UNCLASSIFIED

UNCLASSIFIED

TABLE 51 - SUMMARY OF USAF INSTALLATIONS - FY 1975

	END FY 1975
TOTAL, ACTIVE - WORLDWIDE	3,191
<u>MAJOR INSTALLATIONS</u>	
Total Worldwide	<u>148</u>
U S and Possessions	113
Foreign	35
<u>OTHER INSTALLATIONS</u>	
Total Worldwide	<u>3,043</u>
U S and Possessions	2,323
Foreign	720
Ballistic Missile	1,157
Electronics Station or Site	599
General Support Annex	1,140
ANG Installation	125
Aux Airfield	22

Additional inactive installations, not included in the above totals, remain in the Air Force inventory pending disposition.

OPR: AF/PRPO

UNCLASSIFIED

UNCLASSIFIED

TABLE 52 -- AIR FORCE REAL PROPERTY DATA, WORLD-WIDE --
FY 1975

(In Thousands of Dollars)

REAL PROPERTY ASSETS END FISCAL YEAR	
TOTAL MAJOR INSTALLATIONS WORLD-WIDE	139 ^{a/}
TOTAL OTHER INSTALLATIONS WORLD-WIDE	2,912
TOTAL NUMBER INSTALLATIONS WORLD-WIDE	3,051
TOTAL ACREAGE WORLD-WIDE	10,911,557
TOTAL COST TO GOVERNMENT WORLD-WIDE	\$ 17,214,053

^{a/} Excludes major installations located in SEA and 1 installation in ADO.

Source: Real Property Division, Directorate of Engineering & Services

UNCLASSIFIED

UNCLASSIFIED

TABLE 53 -- COST TO U. S. GOVERNMENT OF MILITARY REAL
PROPERTY CONTROLLED BY THE DEPARTMENT
OF THE AIR FORCE -- WORLD-WIDE
30 JUNE 1975

(In thousands of dollars)

TYPE OF REAL PROPERTY	WORLD-WIDE	UNITED STATES	POSSESSIONS	FOREIGN COUNTRIES
Total	\$17,214,053	\$14,417,893	\$510,170	\$2,285,990
Land <u>a/</u>	161,517	131,660	29,818	39
Buildings.....	10,054,343	8,418,246	246,207	1,389,890
Structures, Utilities, etc...	6,998,193	5,867,987	234,145	896,061

a/ Excludes acreage leased outside of installations.

Source: Real Property Division, Directorate of Engineering & Services

UNCLASSIFIED

UNCLASSIFIED

TABLE 54 — MILITARY REAL PROPERTY ACREAGE CONTROLLED AND
 LOCATED AT DEPARTMENT OF AIR FORCE
 INSTALLATIONS — WORLD-WIDE — 30 JUNE 1975

	WORLD-WIDE	UNITED STATES	POSSESSIONS	FOREIGN COUNTRIES
Total	10,911,557	9,344,761	78,256	1,488,540
Owned	1,443,155	1,415,909	27,246	0
Public Domain	6,924,470	6,924,470	0	0
License or Permit	550,455	513,745	36,625	85
Public Land (Possessions)..	14,034	0	14,034	0
Easements	190,601	183,843	281	6,477
Leased <u>a/</u>	312,171	306,794	70	5,307
Foreign Rights	1,476,671	0	0	1,476,671

a/ Excludes acreage leased outside of installation.

Source: Real Property Division, Directorate of Engineering & Services

UNCLASSIFIED

UNCLASSIFIED

TABLE 55 -- GOVERNMENT COST OF LAND CONTROLLED BY DEPARTMENT
OF THE AIR FORCE -- WORLD-WIDE -- 30 JUNE 1975

(In thousands of dollars)

TYPE OF LAND	WORLD-WIDE	UNITED STATES	POSSESSIONS	FOREIGN COUNTRIES
Total	\$161,517	\$131,660	\$29,818	\$39
Owned	147,512	117,695	29,817	0
License	348	348	0	0
Easements	13,657	13,617	1	39
Leased <u>a/</u>	-	-	-	-
Foreign Rights ...	-	-	-	-

a/ Excludes the cost of acreage leased outside of installations.

Source: Real Property Division, Directorate of Engineering & Services

UNCLASSIFIED

TABLE 56 - MAINTENANCE AND OPERATION COST OF USAF REAL PROPERTY BY
COMMAND - WORLD-WIDE - FY 1975

(In Thousands of Dollars)

COMMAND	TOTAL	LABOR COST		MATERIAL AND SUPPLIES	CONTRACT AND OTHER
		CIVILIAN	MILITARY		
<u>WORLD-WIDE - TOTAL</u>	<u>\$1,388,240</u>	<u>\$428,977</u>	<u>\$238,606</u>	<u>\$223,407</u>	<u>\$497,250</u>
<u>CONTINENTAL U.S. - TOTAL . . .</u>	<u>996,110</u>	<u>343,678</u>	<u>167,675</u>	<u>123,692</u>	<u>361,065</u>
US Air Force Academy	15,427	7,822	1,132	1,034	5,439
Aerospace Defense Comd	56,585	16,888	13,228	9,007	17,462
HQ Air Force Reserve	25,549	13,350	1,373	3,642	7,184
Air Training Comd.	115,177	45,313	20,766	9,970	39,128
Air University	10,153	4,144	1,665	963	3,381
Air Force Comm Service	7,814	2,938	1,609	1,156	2,111
HQ Comd, USAF.	26,829	7,712	4,287	4,613	10,217
Air Force Logistics Comd	147,983	60,668	7,727	15,124	64,464
Military Airlift Comd.	98,915	32,866	19,567	12,407	34,075
Strategic Air Comd	238,796	86,038	56,097	40,977	55,684
Air Force Systems Comd	127,264	28,281	11,801	8,966	78,216
Tactical Air Comd.	123,104	36,665	27,795	15,616	43,028
USAF Security Service.	2,514	993	628	217	676
<u>OVERSEAS - TOTAL</u>	<u>392,130</u>	<u>85,299</u>	<u>70,931</u>	<u>99,715</u>	<u>136,185</u>
Alaskan Air Comd	51,379	14,618	13,129	10,922	12,710
Aerospace Defense Comd	32,131	1,642	494	14,743	15,252
US Air Forces in Europe.	134,859	28,004	25,476	31,132	50,247
Air Force Systems Command.	2,670	-----	-----	1,176	1,494
Military Airlift Comd.	6,131	2,369	980	1,746	1,036
Pacific Air Forces	125,985	28,769	23,813	32,140	41,263
Strategic Air Comd	12,712	4,312	1,921	2,555	3,924
USAF Southern Comd	7,050	2,332	1,496	797	2,425
USAF Security Service.	19,213	3,253	3,622	4,504	7,834

UNCLASSIFIED

UNCLASSIFIED

Source: RCS: HAF-PRE(SA)7101, Maintenance/Management Division, Director of Civil Engineering,
Deputy Chief of Staff, Programs and Resources.



*Military Assistance Program
(MAP)*



PART VI

UNCLASSIFIED**PART VI****MILITARY ASSISTANCE PROGRAM (MAP)****INTRODUCTION**

The tables in this section provide summary data on the Military Assistance Program, MAP and MASF. The countries are summarized by their geographical location, Europe and Middle East, Africa, East Asia and Pacific and Western Hemisphere.

The data were compiled from progress reports from major commands on aircraft deliveries and training accomplishment and Military Assistance Advisory Groups or comparable organizations in each participating country.

DEFINITIONS

GRANT AID - Military Assistance rendered under the authority of the Foreign Assistance Act of 1961, as amended, for which the United States receives no reimbursement.

MAP AIRCRAFT - Aircraft in foreign countries provided by the USAF under Military Assistance Program.

MASF - Military Assistance Service Funded Program consists of materiel, services and training funded by the United States Military Services.

UNCLASSIFIED

~~CONFIDENTIAL~~

TABLE 57 -- USAF MILITARY ASSISTANCE AIRCRAFT PROGRAMS, BY NUMBERS OF AIRCRAFT AND BY CATEGORIES -- WORLD-WIDE -- AS OF 30 JUNE 1975

NUMBERS OF AIRCRAFT

AIRCRAFT	FY 1974	FY 1975	FY 1976 PROPOSED
F-100C/F	12/-	-/-	-/-
F-5A/B	-/3	-/-	-/8
F-5E/F	37/-	37/-	12/2
C-118	-	1	1
C-123B/K	-/-	-/1	-/-
C-130B/E	-	-/-	-/2
C-47	1	-/2	1
T-28D	24	-	-
T-41D	6	3	1
O-1A/D/F	3/3/2	8/-/-	4/3/9
OV-10	-	-/-	-
U-17B/C	-/7	7/2	-
AU-23/24	1/1	1/1	-
F-104G	-/-	3/-	-
RF-4E	-/-	-/-	3

DOLLARS IN THOUSANDS

CATEGORIES	FY 1974	FY 1975	FY 1976 PROPOSED
Aircraft, Mods, AGE & Spares	\$145,060	\$ 89,512	\$ 88,049
Vehicles & Weapons	1,427	7,380	982
Ammunition	19,636	25,009	1,646
Missiles	6	4	6,110
Communications Equip	12,473	3,302	28,369
Other Support Equip & Supplies	3,560	4,159	3,894
Repair & Rehab Costs	6,914	7,732	2,697
Training	10,274	9,111	7,395
Technical Assistance	2,683	5,405	3,059
Supply Operating Costs	25,120	-	218
Administrative Expense	1,802	2,427	2,087
Totals	\$228,955	\$146,999	\$144,506

Source: DSAA MAP Program File
 OPR: AF/LGF

CLASSIFIED BY: AF/LGF
 SUBJECT TO GENERAL DE-
 CLASSIFICATION SCHEDULE
 OF EXECUTIVE ORDER 11652
 AUTOMATICALLY DOWNGRADED
 AT TWO YEAR INTERVALS
 DECLASSIFIED ON: 31 DEC 1983

~~CONFIDENTIAL~~

TABLE 58 -- USAF MILITARY ASSISTANCE PROGRAM BY UNIFIED COMMAND -- BY COUNTRIES --
AS OF 30 JUNE 1975

DOLLARS IN THOUSANDS

UNIFIED COMMAND/COUNTRY	FY 1974	FY 1975	FY 1976 PROPOSED
<u>EUROPEAN COMMAND</u>			
AUSTRIA <u>T/</u>	\$ 5	\$ -	\$ 16
ETHIOPIA	4,107	4,142	3,472
GHANA <u>T/</u>	10	10 ¹	2
GREECE	- ¹	-	18,981 ¹
JORDAN	30,051	23,769	37,399
LEBANON <u>T/</u>	12	20	29
MALI <u>T/</u>	-	-	-
MOROCCO <u>T/</u>	409	298	585
PORTUGAL	256	321	331
SAUDI ARABIA <u>T/</u>	72	14	-
SPAIN <u>T/</u>	5 ²	1,052 ²	203
TUNISIA	192	275	103
TURKEY	24,531	503	20,819
ZAIRE <u>T/</u>	18	26	11
EUCOM TOTALS	\$ 59,668	\$30,421	\$81,951
<u>PACIFIC COMMAND</u>			
AFGHANISTAN <u>T/</u>	\$ 48	\$ 84	65
CAMBODIA	30,484	30,179	-
CHINA	28,424	105 ³	152
INDIA <u>T/</u>	91	16	14
INDONESIA	4,589	3,685	6,282
KOREA	66,806	57,438	41,349
LAOS	- ⁴	8,056	-
MALAYSIA <u>T/</u>	91	88	70
PAKISTAN <u>T/</u>	19	81	115
PHILIPPINES	1,611	3,213	1,997
SRI LANKA <u>T/</u>	-	-	1
THAILAND	6,063	5,560	6,003
PACOM TOTALS	\$138,226	\$108,505	\$56,048

NOTE: T/ These are countries authorized MAP Training only.

¹Greece - converted from MAP to Foreign Military Sales (FMS) support 1 Jan 1973.

²Spain - not included is \$500 (thous) received in FY 73 for materiel support to complete US FY 70 commitment to Spain.
The FY 74-76 Totals shown are for "Training Only."

³China - FY 75-76 Training Only: No MAP materiel programmed beyond FY 74.

⁴Laos - supported in FY 74 through Military Assistance Service funded (MASF) program.

CLASSIFIED BY: AF/LGF
SUBJECT TO GENERAL DE-
CLASSIFICATION SCHEDULE
OF EXECUTIVE ORDER 11652
AUTOMATICALLY DOWNGRADED
AT TWO YEAR INTERVALS
DECLASSIFIED ON: 31 DEC 1983

~~CONFIDENTIAL~~TABLE 58 -- USAF MILITARY ASSISTANCE PROGRAM BY UNIFIED COMMAND -- BY COUNTRIES --
AS OF 30 JUNE 1975 (CONTINUED)

DOLLARS IN THOUSANDS

UNIFIED COMMAND/COUNTRY		FY 1974	FY 1975	FY 1976 PROPOSED
<u>SOUTHERN COMMAND</u>				
ARGENTINA	<u>T/</u>	\$ 139	\$ 53	\$ 450
BOLIVA		590	306	373
BRAZIL	<u>T/</u>	168	220	204
CHILE	<u>T/</u>	350	112	-
COLOMBIA	<u>T/</u>	250	353	284
DOMICAN REPUBLIC		222	244	143
ECUADOR	<u>T/</u>	-	226	262
EL SALVADOR	<u>T/</u>	212	478	302
GUATEMALA		269	191	250
HAITI	<u>T/</u>	-	-	41
HONDURAS		177	405	493
MEXICO	<u>T/</u>	12	14	6
NICARAGUA		175	205	305
PANAMA		108	83	78
PARAGUAY		328	335	234
PERU	<u>T/</u>	223	171	201
URUGUAY		160	386	243
VENEZUELA	<u>T/</u>	377	223	235
REGIONAL COSTS	<u>T/</u>	-	-	-
SOUTH COM TOTALS		\$ 3,760	\$ 4,005	\$ 4,100
<u>UNDISTRIBUTED</u>				
DOD PROGRAM		\$ 27,160	\$ 4,059	\$ 2,407
REGIONAL COSTS	<u>T/</u>	141	-	-
TOTALS		\$ 27,301	\$ 4,059	\$ 2,407
GRAND TOTALS		\$228,955	\$146,999	\$144,506

NOTE: T/ These are countries authorized MAP Training only.Source: DSAA MAP Program File
OPR: AF/LGFCLASSIFIED BY: AF/LGF
SUBJECT TO GENERAL DE-
CLASSIFICATION SCHEDULE
OF EXECUTIVE ORDER 11652
AUTOMATICALLY DOWNGRADED
AT TWO YEAR INTERVALS
DECLASSIFIED ON: 31 DEC 1983~~CONFIDENTIAL~~

CONFIDENTIAL

TABLE 59 -- USAF PRODUCTION SCHEDULES AND ACCEPTANCES BY MODEL, DISTRIBUTED TO MAP (GRANT AID) AND FOREIGN MILITARY SALES -- BY COUNTRIES
FY 1973 AND PRIOR THROUGH FY 1975

MODEL	TOTAL PROGRAMMED					SCHEDULED ACCEPTANCES					SCHEDULED VS ACCEPTANCES			
	FY 73 and Prior	FY 74	FY 75	FY 76 and Beyond	Cum Total	FY 73 and Prior	FY 74	FY 75	FY 76	FY 77 and Beyond	Total	Cum Through 30 June 75		Status Plus or Minus
												Sch	Act	
MAP (GRANT AID)														
F-5B (Korea)		3			3				3		3	0	0	
F-5E (Korea)	21	24	27		72			45	21	6	72	45	45	
F-5E (Jordan)		22	10		32			10	16	6	32	10	10	
T-37C	171				171	157		5	9		171	162	162	
T-41D	165	5 ²			171	165		6			171	171	170	-1
SUB TOTAL	357	55	37		449	322		66	49	12	449	388	387	-1
FOREIGN MILITARY SALES (FMS)														
F-4E (Iran)	141		36		177	36	51	42	12	36	177	129	123	-6
F-4E (Israel)	122	82 ³			204	89	27	6	48 ²	34 ²	204	122	122	
F-4E (Greece)	36	2			38		16	20	2		38	36	36	
F-4E (Turkey)	40				40			36	4		40	36	29	-7
RF-4E (Iran)		12			12				2	10	12	0	0	
RF-4E (Israel)	6		6		12	6				6	12	6	6	
F-4F (Germany)	175				175	1	59	72	43		175	132	124	-8
F-5B (Korea)		13			13				11	2	13	0	0	
F-5B (Malaysia)	2				2			2	Acceptances Completed		2	2	2	
F-5B (Repulic of China)	12				12			9	3		12	9	10	+1
F-5E (Malaysia)		14			14			12	2		14	12	12	
F-5E (Iran)	58	83			141		17	83	41		141	100	100	
F-5E (Chile)			18		18				4	14	18	0	0	
F-5E (Saudi Arabia)	30		40		70	30			4	36	70	30	30	
F-5F (Iran)			28		28				1	27	28	0	0	
F-5F (Saudi Arabia)			20		20					20	20	0	0	
AU-23 (Thailand)		20			20				20		20	0	0	
A-37B (Honduras)		6			6			2	4		6	2	2	
A-37B (Chile)		16	18		34			5	11	18	34	5	5	
A-37B (Ecuador)			12		12				8	4	12	0	0	
A-37B (Peru)		24			24			8	16		24	8	8	
A-37B (Uruguay)			8		8					8	8	0	0	
C-130H (Greece)			8		8					8	8	0	0	
C-130H (Israel)	4	6 ⁴	6		16	2	2		9	3	16	4	4	
C-130H (Canada)		5 ⁵			5					5	5	0	0	
KC-130H (Israel)			2		2				2		2	0	0	
KC-707-379C (Iran)	6		7		13		2	4	3	4	13	6	6	
UH-1N (Thailand)		2			2			2			2	2	0	-2
TOTAL FMS	632	285	209		1126	164	174	303	250	235	1126	641	619	-22
TOTAL MAP/FMS	989	340	246		1575	486	174	369	299	247	1575	1029	1006	-23

¹ T-37C - South Korea 14.

² T-41D - 1 for Cambodia; 4 for Dominican Republic; 1 for Honduras.

³ F-4E (Israel) - 56 aircraft in FY 74 Buy are payback to USAF for aircraft diverted from USAF Production, FY 72 and FY 73 buy and inventory.

⁴ C-130H (Israel) - FY 74 Buy is payback to USAF.

⁵ C-130H (Canada) Payback to USAF.

Source: WA 75-2, 30 Jun 75; Preliminary Production Report of Aircraft (RCS: HAF-RDG (M) 30 Jun 75

OPR: AF/RDGB

CLASSIFIED BY: AF/RDX
SUBJECT TO GENERAL DE
CLASSIFICATION SCHEDULE
OF EXECUTIVE ORDER 11652
AUTOMATICALLY DOWNGRADED
AT TWO YEAR INTERVALS
DECLASSIFIED ON: 31 DEC 1982

CONFIDENTIAL

UNCLASSIFIED

UNCLASSIFIED

UNCLASSIFIED



Personnel

PART VII

UNCLASSIFIED**PART VII****PERSONNEL****MILITARY PERSONNEL****DEFINITIONS**

ARMED FORCES QUALIFICATION TEST MENTAL GROUP: An airman's mental ability level as determined from his score on the Armed Forces Qualification Test (AFQT).

AIR FORCE NATIONAL GUARD AIR ALERT PILOTS: Officers of the Air Force National Guard who are authorized to and augment active Air Force Units for short periods of active duty to perform air alert duty.

ARMED FORCES QUALIFICATION TEST SCORE (AFQT SCORE): The test contains questions on arithmetical reasoning, word knowledge, tool functions, and spatial visualization. The "Score" is a composite index of performance on all these items, and as such, is an indication of general learning ability.

CHARGEABLE MILITARY PERSONNEL:

1. All USAF Military Personnel on Extended Active Duty who are authorized and assigned to active Air Force Units against position spaces which are chargeable against USAF Authorized Manpower Ceilings.
2. USAF Academy Cadets.
3. Air Force National Guard Air Alert Pilots.

MILITARY STRENGTH BY COMMAND: All USAF Military Personnel (Permanent Party and Pipeline) who are assigned to active Air Force Units. This strength is composed of individuals, regardless of chargeability to military personnel ceilings, who as individuals are under the jurisdiction of the Secretary of the Air Force.

STRENGTH BY OPERATING LOCATION: A permanent duty station of an individual or a detachment of a unit other than the permanent station of the unit. A station is considered permanent if the orders specify a period of three months or longer. If no period is specified, the duty station is considered permanent.

DEPARTMENTAL STATUS: The basic department of the Department of Defense in which an individual is currently commissioned, appointed or enlisted, regardless of whether or not such individual has been placed on duty with another of the departments.

DEPARTMENT OF AIR FORCE PERSONNEL: Military Personnel who have been commissioned, appointed, enlisted, or recalled in the United States Air Force.

DEPLOYMENT AREA:

- | | | |
|-------------|---|---|
| CONTINENTAL | - | North America and Caribbean Area. |
| FAR EAST | - | The Area under the jurisdiction of PAF. |
| EUROPE | - | Continental Europe, British Isles and North Africa. |

FIRST TERM AIRMEN: A Regular Air Force Airman with no prior military services, serving on his first enlistment in the United States Air Force.

INTERNAL TURNOVER: The number of permanent change of station movements of military personnel as individuals exclusive of accessions and separations movements.

NATIONAL HEALTH, SAFETY, OR INTEREST: Personnel separated under provisions of Sec III, AFR 36-22 and Chapter 3, Section B, AFR 39-10.

UNCLASSIFIED

UNCLASSIFIED**PERSONNEL (Continued)****MILITARY PERSONNEL (Continued)**

NON-CHARGEABLE MILITARY PERSONNEL: All Military Personnel on Extended Active Duty who are authorized and assigned to active Air Force Units against position spaces which are in addition to and not chargeable against USAF Authorized Manpower Ceilings.

PERMANENT PARTY PERSONNEL: Those USAF personnel assigned to an Air Force Unit to perform their principal duty in the furtherance of the mission of the unit, and who are chargeable against the specific authorizations of the unit. This includes assigned overstrength.

PIPELINE PERSONNEL: Those USAF Personnel who are assigned to an Air Force Unit temporarily for the purpose of training or hospitalization i.e., those who are temporarily ineffective. Such personnel are not chargeable against the specific authorizations of the unit to which they are assigned while in a pipeline status. Pipeline is composed of students and patients.

Patients: Military personnel assigned in patient status to an Air Force Unit which administers Air Force hospitalized personnel receiving treatment at a medical facility operated by any of the three military departments.

Students: Personnel assigned in a training status to a unit charged with administration of individuals attending a formal course of instruction at a service or civilian school or a base military training course.

PRIOR SERVICE ENLISTMENTS:

1. Former regular airman who had served a continuous period of duty.
2. Former Commissioned or Warrant Officer who had been separated from the Air Force and who had enlisted in the Regular Air Force as an airman.
3. Former enlistee or inductee of the Army or the Navy who had served on active military service for a continuous period.
4. Former enlisted members of a reserve component of the Air Force who have served on active military service.

REENLISTMENT: Airmen who enlist in the Regular Air Force for their own duty position within 90 days after separation from active Air Force duty. This applies to first term and career airmen.

REGULAR AIR FORCE PERSONNEL: Department of the Air Force Military Personnel who by enlistment, appointment, or commission, are members of the Regular Air Force.

RESERVE OFFICERS TRAINING CORPS (ROTC): A training corps with units established at civilian educational institutions to qualify students for appointment as reserve officers.

UNIT MANNING VARIANCES: The difference between the number of spaces authorized to a unit and the number of personnel assigned to the unit.

USAF CADET: U.S. Air Force Academy Cadet. USAFA Cadets are not assigned to active organized Air Force Units. Students are assigned to the USAF Academy for training and ultimate commissioning as Regular Air Force officers. These personnel are not considered part of active forces but are chargeable to the active force ceiling.

UNCLASSIFIED

TABLE 60 - MILITARY STRENGTH OF OFFICERS BY GRADE IN WHICH SERVING, BY COMMAND - AS OF 30 JUNE 1975

COMMAND	TOTAL OFFICERS	COMMISSIONED OFFICERS								WARRANT OFFICERS
		TOTAL	GEN	COL	LT COL	MAJ	CAPT	1ST LT	2ND LT	
<u>WORLD-WIDE - TOTAL</u>	<u>105,161</u>	<u>105,122</u>	<u>369</u>	<u>5,585</u>	<u>13,117</u>	<u>20,642</u>	<u>39,171</u>	<u>15,050</u>	<u>11,188</u>	<u>39</u>
Aerospace Defense Command	3,767	3,761	17	175	497	704	1,377	567	424	6
Air Force Accounting and Finance Center	33	33	1	8	8	6	9	1	-	-
Air Force Audit Agency	407	407	1	9	39	64	163	72	59	-
Air Force Communications Service	2,685	2,678	5	112	228	502	1,112	349	370	7
Air Force Data Automation Agency	364	364	-	21	37	80	171	32	23	-
Air Force Inspection and Safety Center	294	294	4	60	92	106	32	-	-	-
Air Force Intelligence Service	177	176	-	9	30	49	84	4	-	1
Air Force Logistics Command	2,644	2,642	21	280	379	610	948	270	134	2
Air Force Military Personnel Center	432	432	1	46	70	154	155	5	1	-
Air Force Office of Special Investigation	481	481	1	19	49	89	243	50	30	-
Air Force Reserve	192	192	1	30	51	41	60	7	2	-
Air Force Systems Command	9,595	9,590	33	622	1,595	2,135	3,569	1,022	614	5
Air Force Test and Evaluation Center	132	132	1	19	46	47	18	-	1	-
Air Reserve Personnel Center	49	49	-	15	12	12	10	-	-	-
Air Training Command	13,190	13,188	15	321	665	1,305	4,301	1,730	4,851	2
Air University	4,850	4,848	6	266	621	1,401	1,961	319	274	2
Headquarters Command, USAF	5,124	5,122	55	632	1,227	1,511	1,425	195	77	2
Headquarters US Air Force	3,107	3,107	99	654	1,038	798	509	6	3	-
Military Airlift Command	12,281	12,275	20	464	1,328	2,279	4,649	2,601	934	6
Strategic Air Command	21,848	21,846	30	725	2,099	3,693	8,570	4,508	2,221	2
Tactical Air Command	9,545	9,544	22	427	1,314	2,039	3,727	1,210	805	1
United States Air Force Academy	1,049	1,049	3	48	112	331	508	28	19	-
USAF Security Service	1,008	1,008	3	63	125	198	444	120	55	-
Alaskan Air Command	865	865	1	48	95	180	364	147	30	-
Pacific Air Forces	4,718	4,716	16	238	624	969	1,772	911	186	2
United States Air Forces in Europe	6,113	6,112	12	261	705	1,275	2,905	882	72	1
USAF Southern Command	211	211	1	13	31	64	85	14	3	-

UNCLASSIFIED

UNCLASSIFIED

OPR: Systems Management Division, Randolph Air Force Base, Texas
 SOURCE: Uniform Officer Record

TABLE 61 — USAF REGULAR AND RESERVE GENERAL OFFICERS BY GRADE IN WHICH SERVING
AT END OF QUARTER — WORLD-WIDE — FY 1975

END OF QUARTER	TOTAL	GENERALS	LIEUTENANT GENERALS	MAJOR GENERALS	BRIGADIER GENERALS
30 September 1974	398	13	40	145	200
31 December 1974.	401	13	42	142	204
31 March 1975.	386	13	42	138	193
30 June 1975.	369	13	41	133	182

OPR: Systems Management Division, Randolph Air Force Base, Texas
SOURCE: Uniform Officer Record

UNCLASSIFIED

UNCLASSIFIED

TABLE 62 - AIRMEN BY GRADE IN WHICH SERVING, BY COMMAND - WORLD-WIDE - 30 JUNE 1975

COMMAND OF ASSIGNMENT	TOTAL	AIRMEN									USAF A Cadets
		CMSgt	SMSgt	MSgt	TSgt	SSgt	Sgt	Amn 1st	Amn	Amn Basic	
<u>WORLD-WIDE - TOTAL</u>	<u>507,590</u>	<u>4,970</u>	<u>10,080</u>	<u>35,441</u>	<u>62,521</u>	<u>104,282</u>	<u>122,316</u>	<u>100,063</u>	<u>40,469</u>	<u>23,034</u>	<u>4,414</u>
<u>USAF CADETS - TOTAL</u>	<u>4,414</u>	-	-	-	-	-	-	-	-	-	<u>4,414</u>
<u>WORLD-WIDE - REPORTED TOTAL</u>	<u>503,176</u>	<u>4,970</u>	<u>10,080</u>	<u>35,441</u>	<u>62,521</u>	<u>104,282</u>	<u>122,316</u>	<u>100,063</u>	<u>40,469</u>	<u>23,034</u>	-
<u>Continental US - Total</u>	<u>371,296</u>	<u>3,470</u>	<u>6,837</u>	<u>24,598</u>	<u>42,624</u>	<u>70,571</u>	<u>82,137</u>	<u>79,603</u>	<u>38,513</u>	<u>22,943</u>	-
TEST AND EVALUATION CENTER	26	1	2	8	5	10	-	-	-	-	-
Aerospace Defense Command	22,812	294	525	1,815	3,098	5,012	5,661	5,045	1,259	103	-
Air Force Accounting and Finance Center	213	4	4	20	34	36	73	24	18	-	-
Air Force Audit Agency	72	6	5	15	20	16	6	4	-	-	-
Air Force Inspection and Safety Center	75	12	13	20	11	15	3	1	-	-	-
Air Force Communications Service	22,250	244	435	1,629	2,881	4,679	5,476	5,845	992	69	-
Air Force Data Automation Agency	827	54	93	197	226	158	55	38	4	2	-
Air Force Logistics Command	7,233	90	150	562	954	1,759	1,824	1,287	557	50	-
Air Force Military Personnel Center	763	34	54	148	194	206	88	32	7	-	-
Air Force Office of Special Investigation	665	9	35	117	176	247	54	25	2	-	-
Air Force Systems Command	16,583	196	372	1,434	2,080	3,437	3,939	3,444	1,471	210	-
Air Reserve Personnel Center	85	3	5	14	27	25	10	1	-	-	-
Air Force Reserve	642	14	31	104	112	125	129	78	37	12	-
Air Training Command	70,512	342	844	3,994	6,666	9,576	7,795	9,117	11,551	20,627	-
Air University	2,963	35	73	197	482	1,232	477	318	133	16	-
Headquarters Command, USAF	8,886	164	360	1,065	1,819	2,314	1,773	963	391	37	-
Military Airlift Command	48,987	482	1,078	3,652	6,068	9,898	11,130	11,750	4,585	344	-
Strategic Air Command	100,056	930	1,616	5,388	10,280	18,240	26,696	25,436	10,583	887	-
Tactical Air Command	60,959	447	920	3,513	6,254	11,976	15,607	15,272	6,524	446	-
USAF Academy	1,195	18	43	116	210	400	293	89	26	-	-
USAF Security Service	5,313	85	169	560	962	1,162	1,030	832	373	140	-
AIR FORCE INTELLIGENCE SERVICE	179	6	10	30	65	48	18	2	-	-	-
<u>Oversea - Total</u>	<u>131,880</u>	<u>1,500</u>	<u>3,243</u>	<u>10,843</u>	<u>19,897</u>	<u>33,711</u>	<u>40,179</u>	<u>20,460</u>	<u>1,956</u>	<u>91</u>	-
AIR FOR INTELLIGENCE SERVICE	54	2	4	22	16	8	2	-	-	-	-
Aerospace Defense Command	2,010	12	61	241	402	517	561	198	17	1	-
Air Training Command	196	3	9	65	91	26	2	-	-	-	-
Air University	9	-	-	2	2	5	-	-	-	-	-
Air Force Reserve	1	-	-	-	1	-	-	-	-	-	-
Air Force Communications Service	14,779	192	373	1,271	2,259	3,916	4,388	2,244	130	6	-
Air Force Logistics Command	51	-	3	21	19	8	-	-	-	-	-
Air Force Systems Command	495	5	8	52	114	176	98	39	2	1	-
Alaskan Air Command	7,870	87	167	489	1,034	1,947	2,616	1,361	163	6	-
Headquarters Command, USAF	4,540	96	247	803	1,020	1,363	883	123	4	1	-
Military Airlift Command	9,126	89	235	783	1,438	2,534	2,836	1,120	87	4	-

UNCLASSIFIED

UNCLASSIFIED

TABLE 62 - AIRMEN BY GRADE IN WHICH SERVING, BY COMMAND - WORLD-WIDE - 30 JUNE 1975 (CONTINUED)

COMMAND OF ASSIGNMENT	TOTAL	AIRMEN									USAFA Cadets
		CMSgt	SMSgt	MSgt	TSgt	SSgt	Sgt	Amn 1st	Amn	Amn Basic	
Pacific Air Forces	33,952	405	869	2,609	4,929	8,904	11,410	4,440	361	25	-
Strategic Air Command	7,088	91	182	584	980	1,881	2,183	1,077	103	7	-
Tactical Air Command	21	-	-	3	3	7	8	-	-	-	-
US Air Force in Europe	40,563	416	852	3,064	5,918	9,719	12,220	7,616	724	34	-
USAF Security Service	9,459	83	163	583	1,281	2,201	2,671	2,141	332	4	-
USAF Southern Command	1,295	14	43	166	257	395	287	98	33	2	-
Air Force Audit Agency	30	-	3	7	8	12	-	-	-	-	-
Air Force Military Personnel Center	-	-	-	-	-	-	-	-	-	-	-
Air Force Office of Special Investigation	341	5	24	78	125	92	14	3	-	-	-

OPR: Systems Management Division, Randolph Air Force Base, Texas
 SOURCE: Uniform Airmen Record

UNCLASSIFIED

UNCLASSIFIED

UNCLASSIFIED

TABLE 63 -- USAF OFFICERS BY GRADE IN WHICH SERVING, BY AGE,
WORLD-WIDE -- AS OF 30 JUNE 1975

AGE OR AGE GROUP	TOTAL	GEN	COL	LT COL	MAJ	CAPT	1LT	2LT	WARRENT OFFICERS
<u>TOTAL</u>	<u>105,161</u>	<u>369</u>	<u>5,585</u>	<u>13,117</u>	<u>20,642</u>	<u>39,171</u>	<u>15,050</u>	<u>11,188</u>	<u>39</u>
20	4	-	-	-	-	-	1	3	-
21	32	-	-	-	-	-	-	32	-
22	772	-	-	-	-	-	-	772	-
23	2,748	-	-	-	-	-	74	2,674	-
24	4,200	-	-	-	-	8	1,314	2,878	-
25	5,136	-	-	-	-	99	3,549	1,488	-
26	6,243	-	-	-	-	1,209	4,222	812	-
27	6,794	-	-	-	5	3,769	2,360	660	-
28	7,023	-	-	-	57	5,163	1,183	620	-
29	6,389	-	-	-	245	5,000	770	374	-
30	5,462	-	-	1	458	4,359	405	239	-
31	5,385	-	-	2	467	4,500	267	149	-
32	5,243	-	-	4	462	4,428	199	150	-
33	4,770	-	-	27	546	3,857	223	117	-
34	4,095	-	-	59	1,588	2,223	147	78	-
35	4,161	-	2	79	2,565	1,320	124	71	-
36	3,857	-	3	125	2,723	865	84	57	-
37	3,468	-	2	202	2,488	687	75	14	-
38	3,296	-	9	370	2,283	590	44	-	-
39	3,015	-	27	837	1,718	424	9	-	-
40	3,006	-	75	1,414	1,250	267	-	-	-
41	3,169	-	149	1,808	1,027	185	-	-	-
42	3,013	3	254	1,816	843	97	-	-	-
43	2,751	5	455	1,583	660	48	-	-	-
44	2,235	4	631	1,168	398	34	-	-	-
45	1,951	17	732	913	264	25	-	-	-
46	1,562	15	673	671	193	9	-	-	1
47	1,235	27	568	492	140	2	-	-	6
48	664	31	288	257	80	1	-	-	7
49	546	21	255	202	65	1	-	-	2
50	603	51	306	206	37	1	-	-	2
51	593	49	274	227	41	-	-	-	2
52	455	37	225	174	17	-	-	-	2
53	369	33	187	137	8	-	-	-	4
54	315	30	161	115	6	-	-	-	3
55	233	22	132	74	3	-	-	-	2
56	153	11	70	68	3	-	-	-	1
57	103	11	45	43	2	-	-	-	2
58	71	1	41	27	-	-	-	-	2
59	27	-	16	10	-	-	-	-	1
60 and older	14	1	5	6	-	-	-	-	2

OPR: Systems Management Division, Randolph Air Force Base, Texas
SOURCE: Uniform Officer Record

UNCLASSIFIED

TABLE 64 -- AVERAGE AGE OF USAF OFFICERS BY GRADE IN WHICH SERVING, WORLD-WIDE --
FY 1965 THROUGH FY 1975

GRADE IN WHICH SERVING	FY 1965	FY 1966	FY 1967	FY 1968	FY 1969	FY 1970	FY 1971	FY 1972	FY 1973	FY 1974	FY 1975
<u>ALL GRADES</u>	<u>34.0</u>	<u>34.8</u>	<u>33.9</u>	<u>32.9</u>	<u>33.0</u>	<u>32.4</u>	<u>32.3</u>	<u>32.4</u>	<u>32.5</u>	<u>32.6</u>	<u>33.4</u>
Generals	48.9	51.3	50.9	50.7	50.9	50.8	51.2	51.1	50.5	50.4	50.7
Colonels	47.2	48.3	48.1	48.0	48.4	48.4	48.2	47.9	47.0	46.4	47.0
Lieutenant Colonels	45.0	46.0	45.6	45.2	45.2	44.0	43.3	42.9	42.6	42.5	43.1
Majors	41.6	37.1	38.8	36.9	37.7	37.1	36.9	36.9	36.8	36.7	37.4
Captains	31.5	32.8	30.7	29.8	29.7	29.1	29.0	29.2	29.5	30.0	30.8
1st Lieutenants. . .	25.7	26.8	25.9	25.2	25.1	25.1	25.0	25.2	25.4	26.0	26.7
2nd Lieutenants. . .	23.6	24.4	23.9	23.4	23.6	23.5	23.6	23.8	23.9	24.4	25.1

UNCLASSIFIED

UNCLASSIFIED

OPR: Systems Management Division, Randolph Air Force Base, Texas
SOURCE: Uniform Officer Record

UNCLASSIFIED

TABLE 65 -- USAF MILITARY PERSONNEL BY TYPE, BY PERSONNEL IDENTITY, BY COMMAND --
WORLD-WIDE -- AT END OF QUARTER -- FY 1975

END OF QUARTER	TOTAL	OFFICERS			WARRANT OFFICERS	AIRMEN		ACADEMY CADETS
		Male	Female			Male	Female	
			WAF	Nurses And Other Medical				
WORLD-WIDE								
September	634,257	103,782	1,650	3,194	57	499,986	21,309	4,279
December	625,307	103,804	1,788	3,202	52	489,900	22,367	4,194
March	621,849	103,154	1,671	3,510	45	485,590	23,827	4,052
June	612,751	100,141	1,542	3,439	39	477,944	25,232	4,414
US AIR FORCE PATIENTS (PIPELINE)								
September	115	21	-	3	-	91	-	-
December	72	23	-	6	-	43	-	-
March	74	38	-	2	-	34	-	-
June	559	31	-	3	-	489	36	-
US AIR FORCE STUDENTS (PIPELINE) AND ACADEMY CADETS								
September	42,718	9,765	115	152	-	25,134	3,273	-
December	39,693	9,862	131	144	-	22,212	3,150	-
March	40,344	9,164	111	169	-	23,721	3,127	-
June	34,308	8,215	76	150	-	22,714	3,193	-
CONTINENTAL US (PERMANENT PARTY)								
September	433,513	74,843	1,216	2,413	46	340,588	14,407	-
December	431,734	75,123	1,336	2,411	43	337,631	15,190	-
March	428,664	75,472	1,247	2,704	39	333,012	16,190	-
June	422,691	73,897	1,154	2,662	34	327,756	17,188	-
OVERSEA (PERMANENT PARTY)								
September	157,911	19,153	319	626	11	134,173	3,629	-
December	153,808	18,796	321	641	9	130,014	4,027	-
March	152,767	18,480	313	635	6	128,823	4,510	-
June	150,739	17,998	312	624	5	126,985	4,815	-
CONTINENTAL US (PERMANENT PARTY)								
AIR FORCE INTELLIGENCE SERVICE								
September	329	158	1	-	1	166	3	-
December	331	159	3	-	1	166	2	-
March	325	151	3	-	1	168	2	-
June	324	150	5	-	1	165	3	-

UNCLASSIFIED

UNCLASSIFIED

TABLE 65 -- USAF MILITARY PERSONNEL BY TYPE, BY PERSONNEL IDENTITY, BY COMMAND --
WORLD-WIDE -- AT END OF QUARTER -- FY 1975 (CONTINUED)

END OF QUARTER	TOTAL	OFFICERS			WARRANT OFFICERS	AIRMEN		ACADEMY CADETS
		Male	Female			Male	Female	
			WAF	Nurses And Other Medical				
CONTINENTAL US (PERMANENT PARTY) (Continued)								
AEROSPACE DEFENSE COMMAND								
September	28,625	3,441	125	17	8	24,302	732	-
December	27,958	3,546	134	22	8	23,479	769	-
March	27,078	3,487	131	25	8	22,616	811	-
June	26,182	3,232	123	30	6	21,896	895	-
AIR FORCE ACCOUNTING AND FINANCE CENTER								
September	263	39	-	-	-	211	13	-
December	260	38	-	-	-	209	13	-
March	265	37	-	-	-	211	17	-
June	246	33	-	-	-	198	15	-
AIR FORCE AUDIT AGENCY								
September	380	307	7	-	-	63	3	-
December	375	301	12	-	-	60	2	-
March	381	301	12	-	-	66	2	-
June	378	295	11	-	-	70	2	-
AIR FORCE INSPECTION AND SAFETY CENTER								
September	340	271	2	3	-	64	-	-
December	363	286	2	3	-	70	2	-
March	383	298	2	3	-	78	2	-
June	366	286	2	3	-	73	2	-
AIR FORCE COMMUNICATIONS SERVICE								
September	24,726	1,604	46	16	5	22,175	880	-
December	24,731	1,657	49	18	5	22,086	916	-
March	24,601	1,743	63	16	6	21,818	955	-
June	23,996	1,685	67	16	6	21,242	980	-
AIR FORCE DATA AUTOMATION AGENCY								
September	1,066	321	5	2	1	728	9	-
December	1,115	332	6	2	-	764	11	-
March	1,167	352	7	2	-	795	11	-
June	1,191	354	8	2	-	813	14	-
AIR FORCE LOGISTICS COMMAND								
September	10,050	2,441	43	116	1	7,257	192	-
December	9,912	2,432	47	113	-	7,090	230	-
March	10,004	2,520	47	132	2	7,034	269	-
June	9,754	2,376	40	137	2	6,901	298	-

UNCLASSIFIED

UNCLASSIFIED

TABLE 65 - USAF MILITARY PERSONNEL BY TYPE, BY PERSONNEL IDENTITY, BY COMMAND -
WORLD-WIDE - AT END OF QUARTER - FY 1975 (CONTINUED)

END OF QUARTER	TOTAL	OFFICERS			WARRANT OFFICERS	AIRMEN		ACADEMY CADETS
		Male	Female			Male	Female	
			WAF	Nurses And Other Medical				
CONTINENTAL US (PERMANENT PARTY) (Continued)								
AIR FORCE SYSTEMS COMMAND								
September	25,705	8,530	108	410	4	15,729	924	-
December	25,873	8,597	117	409	4	15,808	938	-
March	25,907	8,720	108	449	5	15,616	1,009	-
June	25,498	8,450	91	446	5	15,473	1,033	-
AIR RESERVE PERSONNEL CENTER								
September	145	49	1	1	-	90	4	-
December	144	51	1	1	-	88	3	-
March	141	53	1	1	-	83	3	-
June	134	48	-	1	-	82	3	-
AIR TRAINING COMMAND								
September	61,777	9,173	160	362	4	48,712	3,366	-
December	59,214	9,053	183	365	3	46,173	3,437	-
March	55,343	8,624	157	400	3	43,015	3,144	-
June	54,996	8,431	142	393	2	42,748	3,280	-
AIR UNIVERSITY								
September	4,758	2,099	30	84	1	2,419	125	-
December	4,524	1,911	39	69	2	2,378	125	-
March	4,233	1,693	28	85	2	2,299	126	-
June	4,669	2,195	29	97	2	2,213	133	-
AIR FORCE RESERVE								
September	838	181	5	5	-	641	6	-
December	898	185	5	6	-	694	8	-
March	867	180	5	5	-	669	8	-
June	833	181	5	5	-	631	11	-
HEADQUARTERS COMMAND, USAF								
September	11,254	2,790	57	131	4	7,922	350	-
December	11,246	2,659	58	130	3	8,019	377	-
March	11,128	2,614	44	155	2	7,919	394	-
June	10,926	2,659	47	144	2	7,665	409	-
HEADQUARTERS USAF								
September	3,652	2,865	30	3	-	722	32	-
December	3,688	2,901	29	4	-	716	38	-
March	3,796	3,020	28	4	-	704	40	-
June	3,792	3,001	26	4	-	719	42	-

UNCLASSIFIED

UNCLASSIFIED

TABLE 65 - USAF MILITARY PERSONNEL BY TYPE, BY PERSONNEL IDENTITY, BY COMMAND -
WORLD-WIDE - AT END OF QUARTER - FY 1975 (CONTINUED)

END OF QUARTER	TOTAL	OFFICERS			WARRANT OFFICERS	AIRMEN		ACADEMY CADETS
		Male	Female			Male	Female	
			WAF	Nurses And Other Medical				
CONTINENTAL US (PERMANENT PARTY) (Continued)								
MILITARY AIRLIFT COMMAND								
September	45,983	7,553	105	287	7	36,096	1,935	-
December	59,449	9,675	124	309	7	47,009	2,325	-
March	59,924	10,032	123	330	5	46,921	2,513	-
June	59,068	9,850	117	318	5	46,123	2,655	-
AIR FORCE OFFICE OF SPECIAL INVESTIGATION								
September	993	327	7	-	-	629	30	-
December	989	322	6	-	-	629	32	-
March	993	319	8	-	-	635	31	-
June	985	311	9	-	-	634	31	-
STRATEGIC AIR COMMAND								
September	122,062	19,955	251	583	5	97,840	3,428	-
December	122,013	20,123	294	577	5	97,331	3,683	-
March	122,955	20,529	263	672	2	97,245	4,244	-
June	120,442	19,786	232	661	2	95,266	4,495	-
TACTICAL AIR COMMAND								
September	80,881	10,567	201	336	4	67,629	2,144	-
December	69,395	8,704	202	323	4	58,106	2,056	-
March	69,995	8,582	191	365	2	58,485	2,370	-
June	69,830	8,388	177	349	1	58,287	2,628	-
USAF ACADEMY								
September	2,398	937	6	49	3	1,360	43	-
December	2,171	916	5	52	-	1,147	51	-
March	2,196	973	6	52	-	1,116	49	-
June	2,230	991	5	50	-	1,131	53	-
USAF SECURITY SERVICE								
September	5,944	651	15	2	-	5,118	158	-
December	5,682	644	14	4	-	4,876	144	-
March	5,610	654	16	4	-	4,776	160	-
June	5,463	602	14	4	-	4,673	170	-
AIR FORCE MILITARY PERSONNEL CENTER								
September	1,172	440	4	2	1	695	30	-
December	1,190	447	4	2	1	708	28	-
March	1,192	437	4	2	1	718	30	-
June	1,195	426	4	2	-	727	36	-

UNCLASSIFIED

UNCLASSIFIED

TABLE 65 - USAF MILITARY PERSONNEL BY TYPE, BY PERSONNEL IDENTITY, BY COMMAND -
WORLD-WIDE - AT END OF QUARTER - FY 1975 (CONTINUED)

END OF QUARTER	TOTAL	OFFICERS			WARRANT OFFICERS	AIRMEN		ACADEMY CADETS
		Male	Female			Male	Female	
			WAF	Nurses And Other Medical				
CONTINENTAL US (PERMANENT PARTY) (Continued)								
ALASKAN AIR COMMAND								
September	6	6	-	-	-	-	-	-
December	4	4	-	-	-	-	-	-
March	1	1	-	-	-	-	-	-
June	-	-	-	-	-	-	-	-
PACIFIC AIR FORCES								
September	20	20	-	-	-	-	-	-
December	26	26	-	-	-	-	-	-
March	10	10	-	-	-	-	-	-
June	16	16	-	-	-	-	-	-
US AIR FORCES IN EUROPE								
September	38	30	7	1	-	-	-	-
December	33	29	2	2	-	-	-	-
March	14	12	-	2	-	-	-	-
June	21	21	-	-	-	-	-	-
AIR FORCE TEST AND EVALUATION CENTER								
September	108	88	-	-	-	20	-	-
December	150	125	-	-	-	25	-	-
March	155	130	-	-	-	25	-	-
June	156	130	-	-	-	26	-	-
OVERSEA (PERMANENT PARTY)								
AIR FORCE INTELLIGENCE SERVICE								
September	66	25	-	-	-	41	-	-
December	64	21	-	-	-	43	-	-
March	71	22	-	-	-	49	-	-
June	69	21	-	-	-	48	-	-
AEROSPACE DEFENSE COMMAND								
September	2,466	348	14	3	-	2,053	48	-
December	2,500	365	14	3	-	2,064	54	-
March	2,505	358	12	3	-	2,075	57	-
June	2,378	351	15	2	-	1,952	58	-

UNCLASSIFIED

UNCLASSIFIED

TABLE 65 - USAF MILITARY PERSONNEL BY TYPE, BY PERSONNEL IDENTITY, BY COMMAND -
WORLD-WIDE - AT END OF QUARTER - FY 1975 (CONTINUED)

END OF QUARTER	TOTAL	OFFICERS			WARRANT OFFICERS	AIRMEN		ACADEMY CADETS
		Male	Female			Male	Female	
			WAF	NURSES AND OTHER MEDICAL				
OVERSEA (PERMANENT PARTY) (Continued)								
AIR FORCE COMMUNICATIONS SERVICE								
September	16,093	846	13	-	3	14,843	388	-
December	15,744	827	13	-	3	14,477	424	-
March	15,605	803	13	-	2	14,339	448	-
June	15,564	781	14	-	1	14,302	466	-
AIR FORCE LOGISTICS COMMAND								
September	114	62	-	1	-	51	-	-
December	111	58	-	-	-	53	-	-
March	106	52	-	-	-	53	1	-
June	100	49	-	-	-	51	-	-
AIR FORCE SYSTEMS COMMAND								
September	666	179	-	1	-	481	5	-
December	665	186	-	-	-	474	5	-
March	654	176	-	-	-	473	5	-
June	665	172	-	-	-	487	6	-
AIR TRAINING COMMAND								
September	271	51	-	1	-	218	1	-
December	237	26	-	1	-	209	1	-
March	249	28	-	-	-	220	1	-
June	221	25	-	-	-	196	-	-
AIR UNIVERSITY								
September	40	30	-	-	-	10	-	-
December	30	20	-	-	-	10	-	-
March	18	9	-	-	-	9	-	-
June	25	16	-	-	-	9	-	-
ALASKAN AIR COMMAND								
September	8,819	897	12	64	-	7,582	264	-
December	8,732	894	14	62	-	7,467	295	-
March	8,677	826	15	59	-	7,452	325	-
June	8,730	793	16	56	-	7,532	333	-

UNCLASSIFIED

UNCLASSIFIED

TABLE 65 -- USAF MILITARY PERSONNEL BY TYPE, BY PERSONNEL IDENTITY, BY COMMAND --
WORLD-WIDE -- AT END OF QUARTER -- FY 1975 (CONTINUED)

END OF QUARTERS	TOTAL	OFFICERS			WARRANT OFFICERS	AIRMEN		ACADEMY CADETS
		Male	Female			Male	Female	
			WAF	Nurses And Other Medical				
OVERSEA (PERMANENT PARTY) (Continued)								
HEADQUARTERS COMMAND, USAF								
September	7,117	2,069	8	2	1	4,978	59	-
December	6,963	2,032	12	1	1	4,840	77	-
March	6,741	2,039	11	1	-	4,607	83	-
June	6,548	2,028	11	1	-	4,414	94	-
MILITARY AIRLIFT COMMAND								
September	8,344	1,226	37	13	-	6,946	122	-
December	8,451	1,215	42	15	-	7,039	140	-
March	8,635	1,227	41	12	-	7,188	167	-
June	10,936	1,726	39	45	1	8,907	218	-
AIR FORCE OFFICE OF SPECIAL INVESTIGATION								
September	519	165	1	-	-	353	-	-
December	517	162	1	-	-	353	1	-
March	517	160	1	-	-	353	3	-
June	501	159	1	-	-	338	3	-
STRATEGIC AIR COMMAND								
September	9,092	1,109	10	13	-	7,921	39	-
December	8,792	1,117	9	17	-	7,601	48	-
March	8,504	1,032	8	14	-	7,328	122	-
June	8,109	999	9	14	-	6,923	164	-
TACTICAL AIR COMMAND								
September	140	107	1	1	-	30	1	-
December	113	86	2	1	-	24	-	-
March	62	39	-	1	-	22	-	-
June	59	37	-	1	-	20	1	-
US AIR FORCES IN EUROPE								
September	45,600	5,603	94	321	1	38,378	1,203	-
December	45,684	5,705	106	338	1	38,193	1,341	-
March	46,742	5,819	103	338	1	38,955	1,526	-
June	46,636	5,677	101	311	1	38,876	1,670	-

UNCLASSIFIED

UNCLASSIFIED

TABLE 65 - USAF MILITARY PERSONNEL BY TYPE, BY PERSONNEL IDENTITY, BY COMMAND -
WORLD-WIDE - AT END OF QUARTER - FY 1975 (CONTINUED)

END OF QUARTERS	TOTAL	OFFICERS			WARRANT OFFICERS	AIRMEN		ACADEMY CADETS
		Male	Female			Male	Female	
			WAF	Nurses And Other Medical				
OVERSEA (PERMANENT PARTY) (Continued)								
USAF SECURITY SERVICE								
September	10,687	402	8	-	-	9,600	677	-
December	10,287	388	9	-	-	9,181	709	-
March	9,983	380	7	-	-	8,876	720	-
June	9,838	370	11	-	-	8,730	727	-
USAF SOUTHERN COMMAND								
September	1,564	214	8	1	-	1,290	51	-
December	1,555	213	8	1	-	1,281	52	-
March	1,535	213	7	1	-	1,263	51	-
June	1,505	203	7	1	-	1,249	45	-
AIR FORCE RESERVE								
September	3	2	-	-	-	1	-	-
December	3	2	-	-	-	1	-	-
March	2	1	-	-	-	1	-	-
June	2	1	-	-	-	1	-	-
PACIFIC AIR FORCES								
September	46,078	5,614	113	205	6	39,341	769	-
December	43,104	5,291	91	202	4	36,638	878	-
March	41,924	5,118	94	206	3	35,504	999	-
June	38,617	4,417	87	193	2	32,892	1,026	-
HEADQUARTERS USAF								
September	90	66	-	-	-	23	1	-
December	104	76	-	-	-	27	1	-
March	100	70	-	-	-	29	1	-
June	102	70	-	-	-	29	3	-
USAF ACADEMY								
September	7	7	-	-	-	-	-	-
December	7	7	-	-	-	-	-	-
March	2	2	-	-	-	-	-	-
June	2	2	-	-	-	-	-	-

UNCLASSIFIED

UNCLASSIFIED

TABLE 65 -- USAF MILITARY PERSONNEL BY TYPE, BY PERSONNEL IDENTITY, BY COMMAND --
WORLD-WIDE - AT END OF QUARTER - FY 1975 (CONTINUED)

END OF QUARTERS	TOTAL	OFFICERS			WARRANT OFFICERS	AIRMEN		ACADEMY CADETS
		Male	Female			Male	Female	
			WAF	Nurses And Other Medical				
OVERSEA (PERMANENT PARTY) (Continued)								
AIR FORCE AIDIT AGENCY								
September	135	101	-	-	-	33	1	-
December	144	104	-	-	-	39	1	-
March	134	105	1	-	-	27	1	-
June	131	100	1	-	-	29	1	-
AIR FORCE TEST AND EVALUATION CENTER								
September	-	-	-	-	-	-	-	-
December	1	1	-	-	-	-	-	-
March	1	1	-	-	-	-	-	-
June	1	1	-	-	-	-	-	-
September								
December								
March								
June								
September								
December								
March								
June								
September								
December								
March								
June								

OPR: Systems Management Division, Randolph Air Force Base, Texas
SOURCE: Uniform Officer Record and Uniform Airmen Record

UNCLASSIFIED

UNCLASSIFIED

TABLE 66 - USAF MILITARY PERSONNEL BY GRADE IN WHICH SERVING, BY COMPONENT -
WORLD-WIDE - AT END OF QUARTER - FY 1975

GRADE IN WHICH SERVING	TOTAL	REGULAR AIR FORCE	AIR FORCE RESERVE	AIR NATIONAL GUARD	US AIR FORCE
30 SEPTEMBER 1974					
WORLD-WIDE - TOTAL (Incl USAFA Cadets) . . .	a/ <u>634,089</u>	<u>580,258</u>	<u>49,386</u>	<u>142</u>	<u>4,303</u>
USAFA CADET - TOTAL	<u>4,279</u>	-	-	-	<u>4,279</u>
WORLD-WIDE - TOTAL (Excl USAFA Cadets) . .	<u>629,810</u>	<u>580,258</u>	<u>49,386</u>	<u>142</u>	<u>24</u>
Commissioned and Warrant Officer - Total	<u>108,515</u>	<u>59,721</u>	<u>48,713</u>	<u>57</u>	<u>24</u>
Commissioned Officer - Total	<u>108,458</u>	<u>59,665</u>	<u>48,712</u>	<u>57</u>	<u>24</u>
General Officer - Total	<u>394</u>	<u>393</u>	<u>1</u>	-	-
General	<u>13</u>	<u>13</u>	-	-	-
Lieutenant General	<u>40</u>	<u>40</u>	-	-	-
Major General	<u>143</u>	<u>142</u>	<u>1</u>	-	-
Brigadier General	<u>198</u>	<u>198</u>	-	-	-
Colonel	<u>5,552</u>	<u>5,502</u>	<u>40</u>	<u>8</u>	<u>2</u>
Lieutenant Colonel	<u>13,120</u>	<u>12,505</u>	<u>609</u>	<u>4</u>	<u>2</u>
Major	<u>21,028</u>	<u>16,857</u>	<u>4,131</u>	<u>21</u>	<u>19</u>
Captain	<u>39,809</u>	<u>21,052</u>	<u>18,736</u>	<u>21</u>	-
First Lieutenant	<u>15,515</u>	<u>1,701</u>	<u>13,813</u>	<u>1</u>	-
Second Lieutenant	<u>13,040</u>	<u>1,655</u>	<u>11,382</u>	<u>2</u>	<u>1</u>
Warrant Officer - Total	<u>57</u>	<u>56</u>	<u>1</u>	-	-
Chief Warrant Officer, W-4	<u>57</u>	<u>56</u>	<u>1</u>	-	-
Airman - Total	<u>521,295</u>	<u>520,537</u>	<u>673</u>	<u>85</u>	-
Chief Master Sergeant	<u>5,086</u>	<u>5,086</u>	-	-	-
Senior Master Sergeant	<u>10,309</u>	<u>10,307</u>	-	<u>2</u>	-
Master Sergeant	<u>36,750</u>	<u>36,720</u>	<u>26</u>	<u>4</u>	-
Technical Sergeant	<u>68,508</u>	<u>68,467</u>	<u>38</u>	<u>3</u>	-
Staff Sergeant	<u>113,558</u>	<u>113,494</u>	<u>58</u>	<u>6</u>	-
Sergeant	<u>128,999</u>	<u>128,851</u>	<u>137</u>	<u>11</u>	-
Airman 1st Class	<u>95,927</u>	<u>95,788</u>	<u>107</u>	<u>32</u>	-
Airman	<u>30,577</u>	<u>30,449</u>	<u>105</u>	<u>23</u>	-
Airman Basic	<u>31,581</u>	<u>31,375</u>	<u>202</u>	<u>4</u>	-
31 DECEMBER 1974					
WORLD-WIDE - TOTAL (Incl USAFA Cadets) . . .	a/ <u>625,140</u>	<u>571,588</u>	<u>49,189</u>	<u>141</u>	<u>4,222</u>
USAFA CADET - TOTAL	<u>4,194</u>	-	-	-	<u>4,194</u>
WORLD-WIDE - TOTAL (Excl USAFA Cadets) . .	<u>620,946</u>	<u>571,588</u>	<u>49,189</u>	<u>141</u>	<u>28</u>
Commissioned and Warrant Officer - Total	<u>108,679</u>	<u>60,069</u>	<u>48,524</u>	<u>58</u>	<u>28</u>
Commissioned Officer - Total	<u>108,627</u>	<u>60,018</u>	<u>48,523</u>	<u>58</u>	<u>28</u>
General Officer - Total	<u>397</u>	<u>396</u>	<u>1</u>	-	-
General	<u>13</u>	<u>13</u>	-	-	-
Lieutenant General	<u>42</u>	<u>42</u>	-	-	-
Major General	<u>140</u>	<u>139</u>	<u>1</u>	-	-
Brigadier General	<u>202</u>	<u>202</u>	-	-	-

UNCLASSIFIED

UNCLASSIFIED

TABLE 66 - USAF MILITARY PERSONNEL BY GRADE IN WHICH SERVING, BY COMPONENT -
WORLD-WIDE - AT END OF QUARTER - FY 1975 (CONTINUED)

GRADE IN WHICH SERVING	TOTAL	REGULAR AIR FORCE	AIR FORCE RESERVE	AIR NATIONAL GUARD	US AIR FORCE
31 DECEMBER 1974 (Continued)					
<u>Commissioned and Warrant Officers</u> (Cont'd)					
<u>Commissioned Officer</u> (Cont'd)					
Colonel	5,613	5,554	47	11	1
Lieutenant Colonel	12,953	12,388	558	5	2
Major	20,900	16,791	4,071	19	19
Captain	39,906	21,329	18,556	20	1
First Lieutenant	15,922	1,737	14,184	1	-
Second Lieutenant	12,936	1,823	11,106	2	5
<u>Warrant Officer - Total</u>	<u>52</u>	<u>51</u>	<u>1</u>	-	-
Chief Warrant Officer, W-4	52	51	1	-	-
<u>Airman - Total</u>	<u>512,267</u>	<u>511,519</u>	<u>665</u>	<u>83</u>	-
Chief Master Sergeant	5,064	5,064	-	-	-
Senior Master Sergeant	10,256	10,255	-	1	-
Master Sergeant	36,298	36,271	23	4	-
Technical Sergeant	66,319	66,286	31	2	-
Staff Sergeant	111,849	111,767	73	9	-
Sergeant	124,364	124,203	150	11	-
Airman First Class	96,782	96,633	119	30	-
Airman	35,985	35,712	250	23	-
Airman Basic	25,350	25,328	19	3	-
31 MARCH 1975					
<u>WORLD-WIDE - TOTAL</u> (Incl USAFA Cadets)	a/ <u>621,654</u>	<u>568,452</u>	<u>49,009</u>	<u>116</u>	<u>4,077</u>
USAFA CADET - TOTAL	4,052	-	-	-	4,052
<u>WORLD-WIDE - TOTAL</u> (Excl USAFA Cadets)	<u>617,602</u>	<u>568,452</u>	<u>49,009</u>	<u>116</u>	<u>25</u>
<u>Commissioned and Warrant Officer -</u> <u>Total</u>	<u>108,185</u>	<u>59,631</u>	<u>48,482</u>	<u>47</u>	<u>25</u>
<u>Commissioned Officer - Total</u>	<u>108,140</u>	<u>59,586</u>	<u>48,482</u>	<u>47</u>	<u>25</u>
<u>General Officer - Total</u>	<u>384</u>	<u>381</u>	<u>1</u>	<u>2</u>	-
General	13	13	-	-	-
Lieutenant General	42	42	-	-	-
Major General	137	135	1	1	-
Brigadier General	192	191	-	1	-
Colonel	5,662	5,590	66	5	1
Lieutenant Colonel	12,727	12,237	488	-	2
Major	20,475	16,455	3,985	18	17
Captain	40,675	21,310	19,344	20	1
First Lieutenant	15,673	1,921	13,751	1	-
Second Lieutenant	12,544	1,692	10,847	1	4
<u>Warrant Officer - Total</u>	<u>45</u>	<u>45</u>	-	-	-
Chief Warrant Officer, W-4	45	45	-	-	-

UNCLASSIFIED

UNCLASSIFIED

TABLE 66 - USAF MILITARY PERSONNEL BY GRADE IN WHICH SERVING, BY COMPONENT -
WORLD-WIDE - AT END OF QUARTER - FY 1975 (CONTINUED)

GRADE IN WHICH SERVING	TOTAL	REGULAR AIR FORCE	AIR FORCE RESERVE	AIR NATIONAL GUARD	US AIR FORCE
31 MARCH 1975 (Continued)					
Airman - Total	509,417	508,821	527	69	-
Chief Master Sergeant	5,149	5,148	1	-	-
Senior Master Sergeant	10,285	10,285	-	-	-
Master Sergeant	36,414	36,397	15	2	-
Technical Sergeant	64,675	64,656	18	1	-
Staff Sergeant	108,317	108,260	48	9	-
Sergeant	125,214	125,132	79	3	-
Airman First Class	97,758	97,573	157	28	-
Airman	39,713	39,508	182	23	-
Airman Basic	21,892	21,862	27	3	-
30 JUNE 1975					
WORLD-WIDE - TOTAL (Incl USAFA Cadets) . .	a/ 612,551	561,726	46,254	134	4,437
USAFA CADET - TOTAL	4,414	-	-	-	4,414
WORLD-WIDE - TOTAL (Excl USAFA Cadets)	608,137	561,726	46,254	134	23
Commissioned and Warrant Officer - Total	104,961	58,980	45,917	41	23
Commissioned Officer - Total	104,922	58,941	45,917	41	23
General Officer - Total	366	364	-	2	-
General	13	13	-	-	-
Lieutenant General	41	41	-	-	-
Major General	131	130	-	1	-
Brigadier General	181	180	-	1	-
Colonel	5,503	5,428	70	5	-
Lieutenant Colonel	13,048	12,541	501	-	6
Major	20,605	16,154	4,420	17	14
Captain	39,162	20,919	18,227	15	1
First Lieutenant	15,050	1,953	13,094	2	1
Second Lieutenant	11,188	1,582	9,605	-	1
Warrant Officer - Total	39	39	-	-	-
Chief Warrant Officer, W-4	39	39	-	-	-
Airmen - Total	503,176	502,746	337	93	-
Chief Master Sergeant	4,970	4,969	1	-	-
Senior Master Sergeant	10,080	10,080	-	-	-
Master Sergeant	35,441	35,426	14	1	-
Technical Sergeant	62,521	62,503	17	1	-
Staff Sergeant	104,282	104,245	28	9	-
Sergeant	122,316	122,249	64	3	-
Airman First Class	100,063	99,912	117	34	-
Airman	40,469	40,354	73	42	-
Airman Basic	23,034	23,008	23	3	-

OPR: Systems Management Division, Randolph Air Force Base, Texas
SOURCE: Uniform Officer Record/Uniform Airmen Record

a/ Excludes Functional Category X Personnel

UNCLASSIFIED

TABLE 67 - USAF REGULAR COMMISSIONED OFFICER BY GRADE IN WHICH SERVING,
BY CONTROL BRANCH - WORLD-WIDE - FY 1975

CONTROL BRANCH BY DATE	TOTAL	GEN	COL	LT COL	MAJ	CAPT	1ST LT	2ND LT
<u>31 December 1974 - TOTAL .</u>	<u>60,019</u>	<u>397</u>	<u>5,556</u>	<u>12,388</u>	<u>16,793</u>	<u>21,326</u>	<u>1,737</u>	<u>1,822</u>
Line.	54,775	372	4,660	11,058	15,364	19,947	1,627	1,747
Chaplain.	555	2	127	174	180	72	-	-
Dental.	706	1	191	321	146	45	2	-
Judge Advocate.	626	6	97	132	156	234	-	1
Medical Professional.	890	15	315	257	246	57	-	-
Nurse	983	1	48	184	343	369	17	21
Medical Service	782	-	61	119	172	305	77	48
Veterinary.	204	-	29	53	49	73	-	-
Biomedical Sciences	498	-	28	90	137	224	14	5
<u>30 June 1975 - TOTAL . . .</u>	<u>58,941</u>	<u>364</u>	<u>5,428</u>	<u>12,541</u>	<u>16,154</u>	<u>20,919</u>	<u>1,953</u>	<u>1,582</u>
Line.	53,877	338	4,521	11,176	14,790	19,628	1,858	1,566
Chaplain.	534	2	125	184	158	65	-	-
Dental.	707	1	212	309	157	28	-	-
Judge Advocate.	618	6	92	154	137	228	-	1
Medical Professional.	856	16	318	274	223	25	-	-
Nurse	919	1	43	182	335	351	3	4
Medical Service	738	-	59	110	179	307	75	8
Veterinary.	198	-	30	54	47	67	-	-
Biomedical Sciences	494	-	28	98	128	220	17	3

UNCLASSIFIED

UNCLASSIFIED

OPR: Systems Management Division, Randolph Air Force Base, Texas
SOURCE: Uniform Officer Record

TABLE 68 — USAF NON-REGULAR COMMISSIONED OFFICER BY GRADE IN WHICH SERVING,
BY CONTROL BRANCH — WORLD-WIDE — FY 1975

CONTROL BRANCH BY DATE	TOTAL	GEN	COL	LT COL	MAJ	CAPT	1ST LT	2ND LT
<u>31 December 1974 - TOTAL .</u>	<u>48,775</u>	<u>4</u>	<u>125</u>	<u>618</u>	<u>4,141</u>	<u>18,588</u>	<u>14,185</u>	<u>11,114</u>
Line.	40,460	4	85	375	2,310	14,628	12,776	10,282
Chaplain.	396	-	7	61	121	206	1	-
Dental.	829	-	2	21	41	764	-	1
Judge Advocate.	525	-	1	7	11	499	6	1
Medical Professional.	2,183	-	26	62	1,194	860	35	6
Nurse	2,809	-	2	74	380	904	901	548
Medical Service	682	-	-	4	24	213	224	217
Veterinary.	119	-	1	7	11	99	1	-
Biomedical Sciences	772	-	1	7	49	415	241	59
<u>30 June 1975 - TOTAL . . .</u>	<u>46,181</u>	<u>5</u>	<u>157</u>	<u>576</u>	<u>4,488</u>	<u>18,252</u>	<u>13,097</u>	<u>9,606</u>
Line.	37,524	5	87	242	2,172	14,615	11,658	8,745
Chaplain.	385	-	6	68	117	194	-	-
Dental.	839	-	3	22	79	735	-	-
Judge Advocate.	598	-	1	8	9	577	2	1
Medical Professional.	2,310	-	57	115	1,682	456	-	-
Nurse	2,964	-	2	98	350	913	1,004	597
Medical Service	697	-	-	4	30	240	208	215
Veterinary.	123	-	-	7	9	104	-	3
Biomedical Sciences	741	-	1	12	40	418	225	45

UNCLASSIFIED

UNCLASSIFIED

OPR: Systems Management Division, Randolph Air Force Base, Texas
SOURCE: Uniform Officer Record

UNCLASSIFIED

TABLE 69 - USAF FEMALE PERSONNEL BY TYPE, BY GRADE IN WHICH SERVING -
WORLD-WIDE - 30 JUNE 1975

TYPE OF PERSONNEL BY GRADE	TOTAL	WOMEN IN THE AIR FORCE	AIR FORCE NURSE CORPS	OTHER MEDICAL
<u>TOTAL</u>	<u>30,213</u>	<u>26,774</u>	<u>3,236</u>	<u>203</u>
<u>Officer - Total</u>	<u>4,981</u>	<u>1,542</u>	<u>3,236</u>	<u>203</u>
Brig General	1	-	1	-
Colonel	60	11	43	6
Lieutenant Colonel	291	36	240	15
Major	694	86	583	25
Captain	1,604	435	1,081	88
First Lieutenant	1,242	342	855	45
Second Lieutenant	1,089	632	433	24
<u>Airman - Total</u>	<u>25,232</u>	<u>25,232</u>	-	-
Chief Master Sergeant	14	14	-	-
Senior Master Sergeant	32	32	-	-
Master Sergeant	82	82	-	-
Technical Sergeant	176	176	-	-
Staff Sergeant	1,256	1,256	-	-
Sergeant	5,524	5,524	-	-
Airman 1st Class	10,155	10,155	-	-
Airman	4,944	4,944	-	-
Airman Basic	3,049	3,049	-	-

OPR: Systems Management Division, Randolph Air Force Base, Texas
SOURCE: Uniform Officer Record/Uniform Airman Record

UNCLASSIFIED

UNCLASSIFIED

TABLE 70 - USAF REGULAR OFFICERS BY YEAR GROUP (TAFCSO) BY GRADE -
AS OF 30 JUNE 1975

YEAR GROUP	TOTAL	GEN	COL	LTC	MAJ	CPT	LLT	2LT
GRAND TOTAL	<u>58,941</u>	<u>364</u>	<u>5,428</u>	<u>12,541</u>	<u>16,154</u>	<u>20,919</u>	<u>1,953</u>	<u>1,582</u>
Under 1 Year	735	-	-	-	-	-	1	734
1.	850	-	-	-	2	1	2	845
2.	861	-	-	-	3	6	849	3
3.	812	-	-	1	12	43	756	-
4.	1,519	-	-	4	50	1,122	343	-
5.	2,493	-	-	6	55	2,430	2	-
6.	3,055	-	-	12	65	2,978	-	-
7.	2,990	-	-	14	73	2,903	-	-
8.	3,271	-	-	27	109	3,135	-	-
9.	3,346	-	3	60	144	3,139	-	-
10.	2,823	-	1	56	164	2,602	-	-
11.	2,983	-	3	83	836	2,061	-	-
12.	2,982	-	9	88	2,646	239	-	-
13.	3,074	-	14	113	2,799	148	-	-
14.	2,864	-	23	241	2,511	89	-	-
15.	2,737	-	37	314	2,373	13	-	-
16.	2,575	-	73	454	2,042	6	-	-
17.	2,612	-	100	1,781	729	2	-	-
18.	2,290	1	128	1,648	512	1	-	-
19.	2,628	-	291	1,847	490	-	-	-
20.	2,767	3	353	2,052	359	-	-	-
21.	2,066	6	672	1,230	158	-	-	-
22.	1,784	15	988	759	22	-	-	-
23.	1,296	19	754	522	-	1	-	-
24.	932	19	516	397	-	-	-	-
25.	673	39	376	258	-	-	-	-
26.	697	51	380	266	-	-	-	-
27.	512	31	264	217	-	-	-	-
28.	281	20	180	81	-	-	-	-
29.	168	46	113	9	-	-	-	-
30.	139	33	106	-	-	-	-	-
31.	76	34	42	-	-	-	-	-
32.	34	33	1	-	-	-	-	-
33.	12	11	-	1	-	-	-	-
34.	2	2	-	-	-	-	-	-
35.	2	1	1	-	-	-	-	-

OPR: Systems Management Division, Randolph Air Force Base, Texas
SOURCE: Uniform Officer Record

UNCLASSIFIED

UNCLASSIFIED

TABLE 71 -- USAF NON-REGULAR OFFICERS BY YEAR GROUP (TAFCSO) BY GRADE --
AS OF 30 JUNE 1975

YEAR GROUP	TOTAL	GEN	COL	LTC	MAJ	CAPT	1LT	2LT
<u>TOTAL</u>	<u>46,181</u>	<u>5</u>	<u>157</u>	<u>576</u>	<u>4,488</u>	<u>18,252</u>	<u>13,097</u>	<u>9,606</u>
Under 1 Year.	1,274	-	1	5	20	89	86	1,073
1.	7,707	-	8	13	616	641	693	5,736
2.	7,548	-	2	9	649	711	3,428	2,749
3.	6,558	-	9	14	105	671	5,753	6
4.	6,060	-	8	10	119	2,781	3,136	6
5.	3,931	1	5	12	78	3,822	-	13
6.	2,408	-	5	7	58	2,325	1	12
7.	2,277	-	4	13	69	2,186	-	5
8.	2,739	-	6	19	81	2,630	-	3
9.	1,023	-	9	19	59	935	-	1
10.	579	-	7	13	25	533	-	1
11.	1,047	-	8	13	132	893	-	1
12.	725	-	8	23	672	22	-	-
13.	629	-	4	26	588	11	-	-
14.	317	-	4	28	283	2	-	-
15.	241	2	6	21	212	-	-	-
16.	283	-	12	28	243	-	-	-
17.	171	-	4	50	117	-	-	-
18.	197	-	6	71	120	-	-	-
19.	263	-	9	106	148	-	-	-
20.	195	1	27	73	94	-	-	-
21.	3	-	1	2	-	-	-	-
22.	1	-	-	1	-	-	-	-
23.	1	1	-	-	-	-	-	-
24.	-	-	-	-	-	-	-	-
25.	1	-	1	-	-	-	-	-
26.	2	-	2	-	-	-	-	-
27.	1	-	1	-	-	-	-	-

OPR: Systems Management Division, Randolph Air Force Base, Texas
SOURCE: Uniform Officer Record

UNCLASSIFIED

UNCLASSIFIED

TABLE 72 - USAF MILITARY PERSONNEL DUTY LOCATION STRENGTH BY STATE,
IN THE UNITED STATES - SEMIANNUAL - FY 1975

STATE	31 DEC 74	30 JUN 75	STATE	31 DEC 74	30 JUN 75
<u>TOTAL</u>	<u>480,806</u>	<u>474,033</u>			
Alabama	7,584	6,896	Nebraska	11,258	11,217
Alaska	12,057	12,083	Nevada	7,178	7,591
Arkansas	9,172	9,191	New Hampshire	3,988	3,953
Arizona	16,373	16,832	New Jersey	6,054	5,909
California	60,228	58,860	New Mexico	13,039	13,408
Colorado	16,712	16,228	New York	10,228	10,315
Connecticut	106	92	North Carolina	9,219	9,675
Delaware	5,330	5,392	North Dakota	11,534	11,758
District of Columbia	3,680	3,477	Ohio	11,655	12,689
Florida	28,957	28,216	Oklahoma	8,999	8,744
Georgia	7,249	6,879	Oregon	868	792
Hawaii	7,348	7,072	Pennsylvania	561	442
Idaho	3,821	3,723	Rhode Island	60	54
Illinois	14,950	12,502	South Carolina	13,230	13,476
Indiana	3,441	3,092	South Dakota	5,665	5,778
Iowa	99	81	Tennessee	276	232
Kansas	4,263	4,072	Texas	66,359	66,037
Kentucky	477	491	Utah	3,277	3,196
Louisiana	9,660	9,471	Vermont	156	136
Maine	4,073	4,241	Virginia	14,847	14,479
Maryland	8,936	8,979	Washington	10,120	9,790
Massachusetts	2,509	2,477	West Virginia	72	60
Michigan	10,659	10,776	Wisconsin	332	221
Minnesota	1,809	1,758	Wyoming	3,830	3,915
Mississippi	16,692	15,478			
Missouri	6,365	6,106			
Montana	5,751	5,701			

OPR: Systems Management Division, Randolph Air Force Base, Texas
SOURCE: Operating Location Strength by State, USA and Country Overseas RCS: HAF-DPX(M) 7104
Directorate of Personnel, AF/DPXJC

Strengths reflected in these tables are by operating location and are not in agreement with location strengths based on assignment.

OPERATING LOCATION: A permanent duty station of an individual. A station is considered permanent if the orders specify a period of 3 months or longer. If no period is specified, the duty station is considered permanent. Official military personnel strengths may be found in other tables in this section.

UNCLASSIFIED

~~CONFIDENTIAL~~

TABLE 73 - USAF MILITARY PERSONNEL DUTY LOCATION STRENGTH BY COUNTRY,
OVERSEAS - SEMIANNUAL - FY 1975

COUNTRY	31 Dec 1974	30 Jun 1975	COUNTRY	31 Dec 1974	30 Jun 1975
<u>TOTAL</u>	<u>139,365</u>	<u>131,782</u>			
Afghanistan	4	4	Germany, Federal Republic Of	27,961	28,034
American Samoa	1	1	Greece	2,507	2,552
Antigua	1	1	Greenland	397	378
Argentina	9	9	Guam	4,865	4,470
Australia	276	268	Guatemala	6	6
Austria	2	3			
Bahama Islands	3	1	Honduras	9	10
Bahrain	1	1	Hong Kong	6	6
Belgium	514	560	Hungary	1	1
Bolivia	17	15			
Brazil	26	26	Iceland	1,057	1,125
Bulgaria	2	2	India	4	3
Burma	2	2	Indonesia	40	39
Cambodia	17	12	Iran	484	477
Canada	967	853	Ireland	8	8
Canton Island	11	4	Israel	11	13
Chad, Republic Of	25	5	Italy	4,035	4,183
Chile	6	6			
Columbia	10	10	Japan	14,964	14,698
Costa Rica	1	1	Johnston Island	146	140
Cuba	-	1	Jordan	7	6
Cyprus	1	1			
Czechoslovakia	2	4	Korea, Republic Of	7,287	7,171
Denmark	17	18	Laos	4	5
Dominican Republic	3	2	Lebanon	8	7
			Liberia	1	3
Ecuador	25	8			
El Salvador	2	3	Madagascar	2	3
Ethiopia	33	27	Malagasy Republic	6	3
			Malta	1	-
Finland	9	2	Mexico	4	3
France	17	16	Midway Island	1	1
			Morocco	9	13

CLASSIFIED BY: AFMPC/DPM
EXEMPT FROM GENERAL DE-
CLASSIFICATION SCHEDULE OF
EXECUTIVE ORDER 11652
EXEMPTION CATEGORY 3
DECLASSIFY ON: 31 DEC 1981

~~CONFIDENTIAL~~~~CONFIDENTIAL~~

1975

~~CONFIDENTIAL~~

TABLE 73 - USAF MILITARY PERSONNEL DUTY LOCATION STRENGTH BY COUNTRY,
OVERSEAS - SEMIANNUAL - FY 1975 (CONTINUED)

COUNTRY	31 Dec 1974	30 Jun 1975	COUNTRY	31 Dec 1974	30 Jun 1975
Nassau	1,289	498	Venezuela	18	15
Netherlands	1,337	1,389	Vietnam, South	20	11
Netherlands Antille . .	1	1	Virgin Islands	1	1
New Zealand	52	49			
Nicaragua	3	4	Wake Island	9	8
Nigeria	1	3	West Berlin	980	973
Norway	146	146			
			Yugoslavia	5	4
Pakistan	12	11			
Panama	3	2	Zaire	4	6
Panama Canal Zone . . .	2,117	2,049			
Paraguay	6	6	Unknown	1,277	306
Peru	7	3			
Philippine Islands . . .	10,084	9,640			
Poland	3	1			
Portugal	958	1,011			
Puerto Rico	48	39			
Romania	3	2			
Saudia Arabia	98	85			
Seychelles Islands . . .	9	8			
Singapore	8	8			
South Africa, Republic Of	9	9			
Spain	5,326	5,442			
St Helena	8	4			
Sweden	6	6			
Switzerland	5	3			
Syria	-	1			
Taiwan	3,464	2,100			
Thailand	22,636	19,073			
Tunisia	2	2			
Turkey	5,252	5,311			
United Arab Republic . .	2	3			
United Kingdom	18,304	18,310			
Uruguay	5	6			
United Soviet Socialist Republic	12	9			

OPR: Systems Management Division, Randolph Air Force Base, Texas
SOURCE: Operating Location Strength by State, USA and Country Overseas RCS: HAF-DPX(M)7104
Directorate of Personnel, AF/DPXJC

Strengths reflected in these tables are by operating location and are not in agreement with location strengths based on assignment.

OPERATING LOCATION: A permanent duty station of an individual. A station is considered permanent if the orders specify a period of 3 months or longer. If no period is specified, the duty station is considered permanent. Official military personnel strengths may be found in other tables in this section.

CLASSIFIED BY: AFMPC/DPM
EXEMPT FROM GENERAL DE-
CLASSIFICATION SCHEDULE OF
EXECUTIVE ORDER 11652
EXEMPTION CATEGORY 3
DECLASSIFY ON: 31 DEC 1981

~~CONFIDENTIAL~~

1995

UNCLASSIFIED

TABLE 74 — ENLISTED FORCE AGE BY GRADE — AS OF 30 JUNE 1975

AGE	TOTAL	CMS	SMS	MSG	TSG	SSG	SCT	A1C	AMN	AB
17	224	-	-	-	-	-	-	18	11	195
18	5,931	-	-	-	-	-	-	843	2,014	3,074
19	29,353	-	-	-	-	1	118	8,733	14,467	6,034
20	42,518	-	-	-	-	1	2,307	25,401	10,362	4,447
21	45,960	-	-	-	-	13	12,017	25,295	5,800	2,835
22	47,379	-	-	-	1	372	24,732	17,260	3,194	1,820
23	43,956	-	-	-	13	1,593	29,613	9,790	1,842	1,105
24	32,800	-	-	-	19	3,943	19,651	5,361	1,263	2,563
25	24,657	-	-	7	26	7,762	12,738	3,009	703	412
26	23,970	-	-	5	90	12,070	9,392	1,780	386	247
27	20,242	-	-	13	218	13,187	5,348	1,064	248	164
28	18,201	-	-	21	842	13,432	2,885	778	123	120
29	14,246	-	-	37	1,463	10,565	1,611	522	45	3
30	10,387	-	3	83	1,984	7,273	881	151	6	6
31	10,287	-	8	219	3,120	6,494	431	12	1	2
32	12,017	-	21	650	4,979	6,195	163	7	1	1
33	12,492	1	37	1,061	6,123	5,167	98	4	-	1
34	11,001	2	92	1,345	5,684	3,807	63	8	-	-
35	10,645	8	183	1,846	5,651	2,908	42	6	1	-
36	11,647	12	310	2,703	6,157	2,421	43	1	-	-
37	13,327	30	582	3,810	6,720	2,143	39	3	-	-
38	13,497	107	918	4,579	6,150	1,697	42	2	2	-
39	11,600	157	1,057	4,435	4,764	1,147	31	4	-	5
40	9,262	208	1,027	3,787	3,405	814	18	3	-	-
41	7,020	314	943	3,050	2,203	493	14	3	-	-
42	4,941	393	1,029	2,182	1,080	247	8	2	-	-
43	4,254	553	994	1,855	660	181	8	3	-	-
44	3,387	619	870	1,394	384	117	3	-	-	-
45	2,659	695	754	893	245	67	5	-	-	-
46	1,847	592	506	524	174	49	2	-	-	-
47	1,224	451	274	344	119	34	2	-	-	-
48	729	272	156	205	71	23	2	-	-	-
49	454	140	80	147	62	21	4	-	-	-
50	278	94	59	69	40	14	2	-	-	-
51	238	95	62	49	21	10	1	-	-	-
52	173	66	33	48	17	9	-	-	-	-
53	163	75	42	32	12	1	-	-	-	-
54	99	47	22	19	6	4	1	-	-	-
55	111	39	18	29	18	7	-	-	-	-
TOTAL	503,176	4,970	10,080	35,441	62,521	104,282	122,316	100,063	40,469	23,034
AVG AGE	27.1	44.6	41.4	39.0	35.6	29.4	23.6	21.4	20.3	20.5

OPR: Systems Management Division, Randolph Air Force Base, Texas
SOURCE: Uniform Airmen Record

UNCLASSIFIED

TABLE 75 -- USAF OFFICERS BY SEX, BY ETHNIC GROUP, BY GRADE -- WORLD-WIDE -- AS OF 30 JUNE 1975

SEX	ETHNIC GROUP	TOTAL	GEN	COL	LTC	MAJ	CAPT	1LT	2LT	WO
<u>TOTAL</u>		<u>105,161</u>	<u>369</u>	<u>5,585</u>	<u>13,117</u>	<u>20,642</u>	<u>39,171</u>	<u>15,050</u>	<u>11,188</u>	<u>39</u>
<u>FEMALE</u>		<u>4,981</u>	<u>1</u>	<u>60</u>	<u>291</u>	<u>694</u>	<u>1,604</u>	<u>1,242</u>	<u>1,089</u>	-
	Aleut	1	-	-	-	1	-	-	-	-
	American Indian	11	-	-	-	4	2	2	3	-
	Asian American	13	-	-	-	2	10	1	-	-
	Chinese	4	-	-	-	-	1	1	2	-
	Cuban Descent	4	-	-	-	-	2	1	1	-
	Eskimo	1	-	-	-	1	-	-	-	-
	Filipino	4	-	-	-	2	-	1	1	-
	Japanese	10	-	-	2	2	1	2	3	-
	Korean	-	-	-	-	-	-	-	-	-
	Mexican American	21	-	-	1	2	10	4	4	-
	None	3,258	-	42	198	458	1,088	820	652	-
	Other	1,221	1	17	81	202	416	292	212	-
	Puerto Rican	15	-	-	2	2	6	3	2	-
	Spanish Descent	11	-	-	1	1	2	3	4	-
	Unknown	407	-	1	6	17	66	112	205	-
<u>MALE</u>		<u>100,180</u>	<u>368</u>	<u>5,525</u>	<u>12,826</u>	<u>19,948</u>	<u>37,567</u>	<u>13,808</u>	<u>10,099</u>	<u>39</u>
	Aleut	8	-	-	3	2	3	-	-	-
	American Indian	258	1	18	23	60	110	27	19	-
	Asian American	176	1	8	16	32	80	26	13	-
	Chinese	111	1	6	17	12	40	21	14	-
	Cuban Descent	30	-	1	1	7	10	8	3	-
	Eskimo	15	-	3	-	3	7	1	1	-
	Filipino	68	-	2	5	11	28	11	11	-
	Japanese	208	-	6	21	47	92	27	15	-
	Korean	16	-	1	4	4	3	1	3	-
	Mexican American	330	-	8	30	52	129	62	49	-
	None	64,414	184	2,931	7,514	12,249	25,843	9,955	5,715	23
	Other	28,391	175	2,358	4,770	6,620	9,528	3,106	1,820	14
	Puerto Rican	196	-	4	22	35	84	20	31	-
	Spanish Descent	222	-	15	21	55	74	36	21	-
	Unknown	5,737	6	164	379	759	1,536	507	2,384	2

UNCLASSIFIED

UNCLASSIFIED

OPR: Systems Management Division, Randolph Air Force Base, Texas
 SOURCE: Uniform Officer Record

TABLE 76 - USAF OFFICER STRENGTH, BY RACE, SEX AND GRADE - AS OF 30 JUNE 1975

SEX	RACE	TOTAL	GEN	COL	LTC	MAJ	CPT	1LT	2LT	WO
	<u>TOTAL</u>	<u>105,161</u>	<u>369</u>	<u>5,585</u>	<u>13,117</u>	<u>20,642</u>	<u>39,171</u>	<u>15,050</u>	<u>11,188</u>	<u>39</u>
	<u>CAUCASIAN TOTAL</u>	<u>101,829</u>	<u>365</u>	<u>5,480</u>	<u>12,862</u>	<u>20,127</u>	<u>37,987</u>	<u>14,515</u>	<u>10,455</u>	<u>38</u>
	<u>BLACK TOTAL</u>	<u>2,614</u>	<u>3</u>	<u>78</u>	<u>183</u>	<u>370</u>	<u>914</u>	<u>446</u>	<u>619</u>	<u>1</u>
	<u>OTHER TOTAL</u>	<u>718</u>	<u>1</u>	<u>27</u>	<u>72</u>	<u>145</u>	<u>270</u>	<u>89</u>	<u>114</u>	<u>-</u>
<u>MALE</u>		<u>100,180</u>	<u>368</u>	<u>5,525</u>	<u>12,826</u>	<u>19,948</u>	<u>37,567</u>	<u>13,808</u>	<u>10,099</u>	<u>39</u>
	CAUCASIAN	97,185	364	5,421	12,588	19,482	36,475	13,350	9,467	38
	BLACK	2,321	3	77	169	329	838	379	525	1
	OTHER	674	1	27	69	137	254	79	107	-
<u>FEMALE</u>		<u>4,981</u>	<u>1</u>	<u>60</u>	<u>291</u>	<u>694</u>	<u>1,604</u>	<u>1,242</u>	<u>1,089</u>	<u>-</u>
	CAUCASIAN	4,644	1	59	274	645	1,512	1,165	988	-
	BLACK	293	-	1	14	41	76	67	94	-
	OTHER	44	-	-	3	8	16	10	7	-

UNCLASSIFIED

UNCLASSIFIED

OPR: Systems Management Division, Randolph Air Force Base, Texas
 SOURCE: Uniform Officer Record

TABLE 77 — USAF AIRMEN STRENGTH, BY RACE, SEX AND GRADE — AS OF 30 JUNE 1975

RACE	SEX	TOTAL	CMS	SMS	MSG	TSGT	SSGT	SGT	A1C	AMN	AB
CAUCASIAN		<u>424,201</u>	<u>4,656</u>	<u>9,264</u>	<u>31,650</u>	<u>53,768</u>	<u>88,557</u>	<u>100,837</u>	<u>82,802</u>	<u>32,515</u>	<u>20,152</u>
	MALE	403,425	4,643	9,233	31,582	53,612	87,444	96,445	74,501	28,471	17,494
	FEMALE	20,776	13	31	68	156	1,113	4,392	8,301	4,044	2,658
BLACK		<u>73,492</u>	<u>288</u>	<u>764</u>	<u>3,567</u>	<u>8,327</u>	<u>14,823</u>	<u>19,908</u>	<u>15,801</u>	<u>7,366</u>	<u>2,648</u>
	MALE	69,328	287	763	3,555	8,309	14,687	18,841	14,065	6,539	2,282
	FEMALE	4,164	1	1	12	18	136	1,067	1,736	827	366
OTHER		<u>5,483</u>	<u>26</u>	<u>52</u>	<u>224</u>	<u>426</u>	<u>902</u>	<u>1,571</u>	<u>1,460</u>	<u>588</u>	<u>234</u>
	MALE	5,191	26	52	222	424	895	1,506	1,342	515	209
	FEMALE	292	-	-	2	2	7	65	118	73	25
TOTAL FORCE		<u>503,176</u>	<u>4,970</u>	<u>10,080</u>	<u>35,441</u>	<u>62,521</u>	<u>104,282</u>	<u>122,316</u>	<u>100,063</u>	<u>40,469</u>	<u>23,034</u>
	MALE	477,944	4,956	10,048	35,359	62,345	103,026	116,792	89,908	35,525	19,985
	FEMALE	25,232	14	32	82	176	1,256	5,524	10,155	4,944	3,049

OPR: System Management Division, Randolph Air Force Base, Texas
 SOURCE: PMC-P261

UNCLASSIFIED

UNCLASSIFIED

TABLE 78 - USAF REGULAR OFFICERS BY SOURCE OF COMMISSION BY RACE, BY GRADE --
AS OF 30 JUNE 1975

SOURCE OF COMMISSION	RACE	TOTAL	GEN	COL	LTC	MAJ	CAPT	1LT	2LT	WO
<u>TOTAL</u>		<u>58,980</u>	<u>364</u>	<u>5,428</u>	<u>12,541</u>	<u>16,154</u>	<u>20,919</u>	<u>1,953</u>	<u>1,582</u>	<u>39</u>
<u>Citizen Military Tng Corp.</u>		<u>1</u>	-	-	-	-	<u>1</u>	-	-	-
	Caucasian	1	-	-	-	-	-	-	-	-
	Black	-	-	-	-	-	-	-	-	-
	Other	-	-	-	-	-	-	-	-	-
<u>Direct Appointment-Civilian</u>		<u>3,763</u>	<u>23</u>	<u>821</u>	<u>1,226</u>	<u>1,003</u>	<u>678</u>	<u>7</u>	<u>5</u>	-
	Caucasian	3,636	23	800	1,178	976	647	7	5	-
	Black	101	-	17	35	21	28	-	-	-
	Other	26	-	4	13	6	3	-	-	-
<u>Direct Appointment-Military</u>		<u>598</u>	<u>8</u>	<u>173</u>	<u>234</u>	<u>113</u>	<u>68</u>	<u>2</u>	-	-
	Caucasian	581	8	167	225	111	68	2	-	-
	Black	15	-	5	9	1	-	-	-	-
	Other	2	-	1	-	1	-	-	-	-
<u>Flying Training</u>		<u>8,769</u>	<u>172</u>	<u>2,044</u>	<u>3,420</u>	<u>2,934</u>	<u>198</u>	-	<u>1</u>	-
	Caucasian	8,685	170	2,022	3,394	2,903	195	-	1	-
	Black	58	1	16	17	22	2	-	-	-
	Other	26	1	6	9	9	1	-	-	-
<u>Officer Candidate School</u>		<u>2,035</u>	<u>18</u>	<u>359</u>	<u>654</u>	<u>960</u>	<u>44</u>	-	-	-
	Caucasian	1,992	17	350	640	942	43	-	-	-
	Black	30	1	8	10	10	1	-	-	-
	Other	13	-	1	4	8	-	-	-	-
<u>Officer Training School</u>		<u>11,284</u>	-	<u>4</u>	<u>32</u>	<u>3,207</u>	<u>7,852</u>	<u>184</u>	<u>5</u>	-
	Caucasian	11,035	-	4	30	3,136	7,682	178	5	-
	Black	206	-	-	1	57	142	6	-	-
	Other	43	-	-	1	14	28	-	-	-

UNCLASSIFIED

UNCLASSIFIED

TABLE 78 - USAF REGULAR OFFICERS BY SOURCE OF COMMISSION BY RACE, BY GRADE -
AS OF 30 JUNE 1975 (CONTINUED)

SOURCE OF COMMISSION	RACE	TOTAL	GEN	COL	LTC	MAJ	CAPT	1LT	2LT	WO
<u>Reserve Officer Training Corps.</u>		<u>23,262</u>	<u>29</u>	<u>1,449</u>	<u>6,117</u>	<u>6,731</u>	<u>8,763</u>	<u>159</u>	<u>14</u>	-
	Caucasian.	22,649	28	1,407	5,999	6,555	8,490	156	14	-
	Black.	438	1	30	81	125	198	3	-	-
	Other.	175	-	12	37	51	75	-	-	-
<u>Thomasson Act</u>		<u>3</u>	-	<u>1</u>	<u>2</u>	-	-	-	-	-
	Caucasian.	3	-	1	2	-	-	-	-	-
	Black.	-	-	-	-	-	-	-	-	-
	Other.	-	-	-	-	-	-	-	-	-
<u>US Air Force Academy.</u>		<u>7,167</u>	-	<u>9</u>	<u>105</u>	<u>835</u>	<u>3,159</u>	<u>1,542</u>	<u>1,517</u>	-
	Caucasian.	7,048	-	9	105	829	3,119	1,512	1,474	-
	Black.	86	-	-	-	1	26	27	32	-
	Other.	33	-	-	-	5	14	3	11	-
<u>US Military Academy</u>		<u>1,207</u>	<u>97</u>	<u>344</u>	<u>371</u>	<u>160</u>	<u>137</u>	<u>58</u>	<u>40</u>	-
	Caucasian.	1,202	97	343	370	159	136	57	40	-
	Black.	5	-	1	1	1	1	1	-	-
	Other.	-	-	-	-	-	-	-	-	-
<u>US Naval Academy.</u>		<u>852</u>	<u>17</u>	<u>224</u>	<u>380</u>	<u>211</u>	<u>19</u>	<u>1</u>	-	-
	Caucasian.	851	17	224	379	211	19	1	-	-
	Black.	-	-	-	-	-	-	-	-	-
	Other.	1	-	-	1	-	-	-	-	-
<u>Warrant Officer</u>		<u>39</u>	-	-	-	-	-	-	-	<u>39</u>
	Caucasian.	38	-	-	-	-	-	-	-	38
	Black.	1	-	-	-	-	-	-	-	1
	Other.	-	-	-	-	-	-	-	-	-

UNCLASSIFIED

UNCLASSIFIED

OPR: Systems Management Division, Randolph Air Force Base, Texas
SOURCE: Uniform Officer Record

TABLE 79 -- USAF NON-REGULAR OFFICERS BY SOURCE OF COMMISSION BY RACE, BY GRADE --
AS OF 30 JUNE 1975

SOURCE OF COMMISSION	RACE	TOTAL	GEN	COL	LTC	MAJ	CAPT	1LT	2LT	WO
<u>TOTAL</u>		<u>46,181</u>	<u>5</u>	<u>157</u>	<u>576</u>	<u>4,488</u>	<u>18,252</u>	<u>13,097</u>	<u>9,606</u>	-
<u>Citizen Military Tng Corp</u>		<u>2</u>	-	-	-	-	-	-	<u>2</u>	-
	Caucasian . .	2	-	-	-	-	-	-	2	-
	Black	-	-	-	-	-	-	-	-	-
	Other	-	-	-	-	-	-	-	-	-
<u>Direct Appointment-Civilian</u>		<u>7,205</u>	-	<u>78</u>	<u>333</u>	<u>2,156</u>	<u>2,680</u>	<u>1,257</u>	<u>701</u>	-
	Caucasian . .	6,875	-	75	312	2,075	2,573	1,190	650	-
	Black	247	-	-	16	47	82	58	44	-
	Other	83	-	3	5	34	25	9	7	-
<u>Direct Appointment-Military</u>		<u>231</u>	-	<u>16</u>	<u>22</u>	<u>45</u>	<u>46</u>	<u>47</u>	<u>55</u>	-
	Caucasian . .	223	-	16	21	42	44	46	54	-
	Black	6	-	-	-	2	2	1	1	-
	Other	2	-	-	1	1	-	-	-	-
<u>Flying Training</u>		<u>738</u>	<u>3</u>	<u>28</u>	<u>57</u>	<u>606</u>	<u>41</u>	<u>2</u>	<u>1</u>	-
	Caucasian . .	730	3	28	56	599	41	2	1	-
	Black	6	-	-	-	6	-	-	-	-
	Other	2	-	-	1	1	-	-	-	-
<u>Officer Candidate School</u>		<u>130</u>	-	<u>8</u>	<u>9</u>	<u>87</u>	<u>24</u>	<u>2</u>	-	-
	Caucasian . .	125	-	8	9	84	22	2	-	-
	Black	3	-	-	-	2	1	-	-	-
	Other	2	-	-	-	1	1	-	-	-
<u>Officer Training School</u>		<u>18,293</u>	-	<u>6</u>	<u>5</u>	<u>783</u>	<u>8,120</u>	<u>5,595</u>	<u>3,784</u>	-
	Caucasian . .	17,442	-	6	5	745	7,907	5,368	3,411	-
	Black	726	-	-	-	34	160	203	329	-
	Other	125	-	-	-	4	53	24	44	-

UNCLASSIFIED

UNCLASSIFIED

TABLE 79 - USAF NON-REGULAR OFFICERS BY SOURCE OF COMMISSION BY RACE, BY GRADE -
AS OF 30 JUNE 1975 (CONTINUED)

SOURCE OF COMMISSION	RACE	TOTAL	GEN	COL	LTC	MAJ	CAPT	1LT	2LT	WO
<u>Reserve Officer Training Corp</u>		<u>19,516</u>	<u>1</u>	<u>20</u>	<u>149</u>	<u>802</u>	<u>7,330</u>	<u>6,191</u>	<u>5,023</u>	-
	Caucasian	18,649	1	19	136	751	6,990	5,992	4,760	-
	Black	684	-	1	13	41	270	146	213	-
	Other	183	-	-	-	10	70	53	50	-
<u>Thomasson Act</u>		<u>3</u>	-	-	-	-	<u>2</u>	-	<u>1</u>	-
	Caucasian	2	-	-	-	-	1	-	1	-
	Black	1	-	-	-	-	1	-	-	-
	Other	-	-	-	-	-	-	-	-	-
<u>US Air Force Academy</u>		<u>48</u>	-	-	-	<u>3</u>	<u>6</u>	<u>3</u>	<u>36</u>	-
	Caucasian	45	-	-	-	3	6	2	34	-
	Black	1	-	-	-	-	-	1	-	-
	Other	2	-	-	-	-	-	-	2	-
<u>US Military Academy</u>		<u>13</u>	<u>1</u>	<u>1</u>	-	<u>6</u>	<u>2</u>	-	<u>3</u>	-
	Caucasian	13	1	1	-	6	2	-	3	-
	Black	-	-	-	-	-	-	-	-	-
	Other	-	-	-	-	-	-	-	-	-
<u>US Naval Academy</u>		<u>2</u>	-	-	<u>1</u>	-	<u>1</u>	-	-	-
	Caucasian	2	-	-	1	-	1	-	-	-
	Black	-	-	-	-	-	-	-	-	-
	Other	-	-	-	-	-	-	-	-	-

UNCLASSIFIED

UNCLASSIFIED

OPR: Systems Management Division, Randolph Air Force Base, Texas
SOURCE: Uniform Officer Record

TABLE 80 - USAF OFFICERS BY MARITAL STATUS AND GRADE - AS OF 30 JUNE 1975

MARITAL STATUS	TOTAL	GEN	COL	LTC	MAJ	CAPT	1LT	2LT	WO
<u>TOTAL</u>	<u>105,161</u>	<u>369</u>	<u>5,585</u>	<u>13,117</u>	<u>20,642</u>	<u>39,171</u>	<u>15,050</u>	<u>11,188</u>	<u>39</u>
ANNULLED	4	-	-	1	-	2	1	-	-
DIVORCED	2,364	1	85	262	564	1,026	271	155	-
INTERLOCUTORY	3	-	-	-	1	1	-	1	-
LEGALLY SEPARATED	44	-	2	5	8	16	8	5	-
MARRIED	85,961	363	5,347	12,342	18,812	32,983	10,189	5,887	38
SINGLE	16,648	3	129	464	1,228	5,109	4,578	5,136	1
WIDOWED	137	2	22	43	29	34	3	4	-

UNCLASSIFIED

UNCLASSIFIED

OPR: Systems Management Division, Randolph Air Force Base, Texas
 SOURCE: Uniform Officer Record

TABLE 81 - USAF AIRMEN BY MARITAL STATUS AND GRADE - AS OF 30 JUNE 1975

MARITAL STATUS	TOTAL	CMS	SMS	MSG	TSG	SSG	SGT	A1C	AMN	AB
OVERSEAS - MALE - TOTAL	<u>111,161</u>	<u>1,211</u>	<u>2,717</u>	<u>9,350</u>	<u>17,299</u>	<u>28,913</u>	<u>33,524</u>	<u>16,488</u>	<u>1,513</u>	<u>146</u>
Married	77,798	1,167	2,593	8,800	15,887	24,730	19,297	5,077	233	14
Single	29,991	13	27	206	670	3,051	13,437	11,189	1,267	131
Widowed	87	3	6	21	30	21	6	-	-	-
Divorced	3,208	28	88	319	696	1,090	763	211	12	1
Interlocutory	64	-	3	4	15	17	15	10	-	-
Legal Sep	3	-	-	-	1	1	1	-	-	-
Annulled	10	-	-	-	-	3	5	1	1	-
CONUS - MALE - TOTAL	<u>366,783</u>	<u>3,745</u>	<u>7,331</u>	<u>26,009</u>	<u>45,046</u>	<u>74,113</u>	<u>83,268</u>	<u>73,420</u>	<u>34,012</u>	<u>19,839</u>
Married	235,177	3,641	7,049	24,683	41,779	64,303	53,278	28,984	7,440	4,020
Single	122,169	24	83	414	1,301	6,670	28,085	43,643	26,309	15,640
Widowed	306	8	21	57	90	95	27	6	2	-
Divorced	8,854	66	177	845	1,832	2,984	1,812	730	247	161
Interlocutory	240	5	1	10	38	57	53	48	14	14
Legal Sep	12	1	-	-	5	3	2	-	-	1
Annulled	25	-	-	-	1	1	11	9	-	3
OVERSEAS - FEMALE - TOTAL	<u>4,235</u>	<u>1</u>	<u>4</u>	<u>16</u>	<u>38</u>	<u>389</u>	<u>1,765</u>	<u>1,723</u>	<u>247</u>	<u>52</u>
Married	2,119	-	1	4	17	257	956	812	65	7
Single	1,927	1	3	11	17	116	720	842	173	44
Widowed	3	-	-	1	-	-	1	-	1	-
Divorced	173	-	-	-	4	15	80	65	8	1
Interlocutory	12	-	-	-	-	1	8	3	-	-
Legal Sep	1	-	-	-	-	-	-	1	-	-
Annulled	-	-	-	-	-	-	-	-	-	-
CONUS - FEMALE - TOTAL	<u>20,997</u>	<u>13</u>	<u>28</u>	<u>66</u>	<u>138</u>	<u>867</u>	<u>3,759</u>	<u>8,432</u>	<u>4,697</u>	<u>2,997</u>
Married	7,496	4	4	14	40	474	2,031	3,377	1,011	541
Single	12,206	8	20	44	87	341	1,483	4,419	3,480	2,324
Widowed	26	-	-	1	1	3	7	10	3	1
Divorced	1,191	1	4	7	9	49	227	587	189	118
Interlocutory	67	-	-	-	-	-	10	32	13	12
Legal Sep	2	-	-	-	-	-	-	1	-	1
Annulled	9	-	-	-	1	-	1	6	1	-
TOTAL - AIRMEN	<u>503,176</u>	<u>4,970</u>	<u>10,080</u>	<u>35,441</u>	<u>62,521</u>	<u>104,282</u>	<u>122,316</u>	<u>100,063</u>	<u>40,469</u>	<u>23,034</u>

OPR: Systems Management Division, Randolph Air Force Base, Texas
SOURCE: Uniform Airmen Record

UNCLASSIFIED

UNCLASSIFIED

UNCLASSIFIED

TABLE 82 - USAF OFFICERS BY AERONAUTICAL RATING, ON FLYING STATUS, BY GRADE
IN WHICH SERVING - WORLD-WIDE - AT END OF QUARTER - FY 1975

AERONAUTICAL RATING AND GRADE	30 SEPTEMBER 1974	31 DECEMBER 1974	31 MARCH 1975	30 JUNE 1975
	a/	a/	b/	b/
<u>PILOT - TOTAL</u>	<u>33,598</u>	<u>33,003</u>	<u>34,198</u>	<u>34,108</u>
General.	312	315	303	290
Colonel.	2,897	2,937	2,882	2,810
Lieutenant Colonel	5,646	5,530	5,248	5,306
Major.	5,721	5,645	5,386	5,258
Captain.	12,337	12,257	12,607	12,883
First Lieutenant	5,445	5,604	5,463	5,203
Second Lieutenant.	1,240	715	2,309	2,358
Warrant Officer.	-	-	-	-
<u>NAVIGATOR/OBSERVER - TOTAL</u>	<u>13,419</u>	<u>13,219</u>	<u>14,408</u>	<u>14,600</u>
General.	11	11	11	12
Colonel.	554	568	571	558
Lieutenant Colonel	2,447	2,422	2,353	2,420
Major.	3,861	3,802	3,633	3,558
Captain.	3,712	3,718	3,836	3,793
First Lieutenant	2,315	2,380	2,370	2,388
Second Lieutenant.	519	318	1,634	1,871
Warrant Officer.	-	-	-	-
<u>FLIGHT SURGEON - TOTAL</u>	<u>479</u>	<u>470</u>	<u>608</u>	<u>624</u>
General.	13	13	9	9
Colonel.	208	209	246	242
Lieutenant Colonel	111	108	132	142
Major.	83	79	97	170
Captain.	64	61	124	61
First Lieuteuant	-	-	-	-
Second Lieutenant.	-	-	-	-
Warrant Officer.	-	-	-	-

OPR: Systems Management Division, Randolph Air Force Base, Texas
SOURCE: Uniform Officer Record

a/ Figures based on Flying Category

b/ Figures based on Curr-Avm-Svc-Gd, also includes Officer Pilot and Navigator trainees

UNCLASSIFIED

UNCLASSIFIED

TABLE 83 - USAF OFFICERS BY AERONAUTICAL STATUS - WORLD-WIDE -
AT END OF QUARTER - FY 1975

RATING AND DESIGNATION	a/30 SEP 74	a/31 DEC 74	b/31 MAR 75	b/30 JUN 75
<u>TOTAL</u>	<u>47,510</u>	<u>46,706</u>	<u>49,214</u>	<u>49,332</u>
<u>RATED - TOTAL</u>	<u>47,496</u>	<u>46,692</u>	<u>49,214</u>	<u>49,332</u>
<u>Pilot - Total</u>	<u>33,598</u>	<u>33,003</u>	<u>34,198</u>	<u>34,108</u>
Command	9,635	9,623	9,213	9,067
Senior	6,287	6,399	6,428	6,752
Pilot	17,676	16,981	18,557	18,289
<u>Navigator - Total</u>	<u>13,331</u>	<u>13,133</u>	<u>14,317</u>	<u>14,516</u>
Master	3,425	3,517	3,466	3,516
Senior	4,298	4,185	4,022	3,871
Navigator	5,608	5,431	6,829	7,129
<u>Aircraft Observer - Total</u>	<u>88</u>	<u>86</u>	<u>91</u>	<u>84</u>
Master	81	80	76	73
Senior	6	5	7	6
Aircraft Observer	1	1	8	5
<u>Flight Surgeon - Total</u>	<u>479</u>	<u>470</u>	<u>608</u>	<u>624</u>
Chief	52	53	55	51
Senior	88	89	92	89
Flight Surgeon	339	328	461	484
<u>SUPPORT - TOTAL</u>	<u>14</u>	<u>14</u>	-	-
<u>Aeronautical Designation - Total</u>	<u>11</u>	<u>11</u>	-	-
Flight Medical Officer	11	11	-	-
Flight Nurse	-	-	-	-
<u>Other - Total</u>	<u>3</u>	<u>3</u>	-	-

OPR: Systems Management Division, Randolph Air Force Base, Texas
SOURCE: Uniform Officer Record

a/ Figures based on Flying Category

b/ Figures based on Curr-Avn-Svc-Cd, also includes Officer Pilot and Navigator trainees

UNCLASSIFIED

UNCLASSIFIED

TABLE 84 - USAF OFFICERS BY AERONAUTICAL RATING ON FLYING STATUS
BY COMMAND - WORLD-WIDE - 30 JUNE 1975

COMMAND	TOTAL	PILOTS ^{a/}	NAVIGATORS & a/OBSERVERS	FLT SURGEON
TOTAL	<u>49,332</u>	<u>34,108</u>	<u>14,600</u>	<u>624</u>
<u>PERMANENT PARTY - TOTAL</u>	<u>45,096</u>	<u>31,383</u>	<u>13,152</u>	<u>561</u>
<u>Continental US - Total</u>	<u>36,600</u>	<u>25,765</u>	<u>10,401</u>	<u>434</u>
Air Force Test and Evaluation Center	84	65	19	-
Aerospace Defense Command	1,122	934	180	8
Air Force Accounting and Finance Center	7	4	3	-
Air Force Audit Agency	23	18	5	-
Air Force Inspection and Safety Center	100	78	14	8
Air Force Communications Service	278	225	51	2
Air Force Logistics Command	705	505	178	22
Air Force Military Personnel Center	89	72	13	4
Air Force Office of Special Investigation	4	1	3	-
Air Force Systems Command	2,191	1,501	572	118
Air Training Command	5,274	4,399	830	45
Air University	891	681	203	7
Air Force Reserve	55	46	9	-
Air Reserve Personnel Center	9	7	2	-
Air Force Data Automation Agency	30	11	19	-
Headquarters Command USAF	803	647	145	11
Headquarters US Air Force	1,322	955	340	27
Military Airlift Command	6,832	4,969	1,811	52
Strategic Air Command	10,962	6,335	4,565	62
Tactical Air Command	5,339	3,978	1,310	51
United States Air Force Academy	362	274	74	14
USAF Security Service	86	40	44	2
Air Intelligence Service	18	9	9	-
Pacific Air Forces	6	5	1	-
United States Air Forces in Europe	8	6	1	1
USAF Southern Command	-	-	-	-
<u>Oversea - Total</u>	<u>8,496</u>	<u>5,618</u>	<u>2,751</u>	<u>127</u>
Air Force Test and Evaluation Center	1	1	-	-
Aerospace Defense Command	69	50	19	-
Air Force Accounting and Finance Center	-	-	-	-
Air Force Audit Agency	2	2	-	-
Air Intelligence Service	2	1	1	-
Air Force Communications Service	75	62	13	-
Air Force Logistics Command	18	14	4	-
Air Force Office of Special Investigation	-	-	-	-
Air Force Systems Command	101	74	27	-
Air Training Command	8	7	1	-
Air University	5	5	-	-
Air Force Reserve	1	1	-	-
Air Reserve Personnel Center	-	-	-	-
Air Force Data Automation Agency	-	-	-	-
Headquarters Command, USAF	933	769	161	3
Headquarters US Air Force	11	11	-	-

UNCLASSIFIED

UNCLASSIFIED

TABLE 84 -- USAF OFFICERS BY AERONAUTICAL RATING ON FLYING STATUS
BY COMMAND -- WORLD-WIDE -- 30 JUNE 1975 (CONTINUED)

COMMAND	TOTAL	PILOTS ^{a/}	NAVIGATORS & a/ OBSERVERS	FLT SURGEON
Military Airlift Command	1,102	859	241	2
Strategic Air Command	712	378	329	5
Tactical Air Command	31	25	6	-
United States Air Force Academy	-	-	-	-
USAF Security Service	31	9	22	-
Alaskan Air Command	281	205	66	10
Pacific Air Forces	2,266	1,434	795	37
United States Air Forces in Europe	2,761	1,648	1,047	66
USAF Southern Command	86	63	19	4
Unknown	-	-	-	-
<u>Pipeline - Total</u>	<u>4,236</u>	<u>2,725</u>	<u>1,448</u>	<u>63</u>

OPR: Systems Management Division, Randolph Air Force Base, Texas
SOURCE: Uniform Officer Record

^{a/} Figures based on Curr-Avn-Svc-Gd, also includes Officer Pilot and Navigator trainees

UNCLASSIFIED

UNCLASSIFIED

TABLE 85 -- USAF OFFICERS ON FLYING STATUS BY AERONAUTICAL RATING, BY AGE --
WORLD-WIDE -- AS OF 30 JUNE 1975

AGE GROUP	TOTAL	a/ PILOT	NAVIGATORS a/ & OBSERVERS	FLIGHT SURGEONS
<u>TOTAL</u>	<u>49,332</u>	<u>34,108</u>	<u>14,600</u>	<u>624</u>
20 thru 24 - TOTAL	3,185	2,196	989	-
25 thru 29 - TOTAL	16,571	11,557	4,930	84
30 thru 34 - TOTAL	9,120	6,898	2,079	143
35 thru 39 - TOTAL	7,545	4,308	3,132	105
40 thru 44 - TOTAL	8,307	5,535	2,621	151
45 thru 49 - TOTAL	3,136	2,446	591	99
50 thru 54 - TOTAL	1,217	986	197	34
55 thru 59 - TOTAL	241	177	57	7
60 and Older - TOTAL	10	5	4	1

OPR: Systems Management Division, Randolph Air Force Base, Texas
SOURCE: Uniform Officer Record

a/ Figures based on CURR-AVN-SVC-CD and includes Pilot and Navigator Trainees

UNCLASSIFIED

UNCLASSIFIED

TABLE 86 - ASSIGNED USAF OFFICERS BY OCCUPATIONAL FIELD BASED ON DUTY SPECIALTY - WORLD-WIDE - 30 JUNE 1975

OCCUPATIONAL FIELD	ASSIGNED		
	TOTAL	PERMANENT PARTY	a/ PIPELINE
TOTAL	105,161	96,686	8,475
Commander & Director Specialties	4,017	3,502	515
Pilot & Navigator Observe.	34,790	33,783	1,007
Aircraft Control	607	492	115
Weapons Director	1,433	1,426	7
Missile Operations	3,810	3,800	10
Pilot Trainees	2,761	89	2,672
Space Systems	507	505	2
Special Operations	38	36	2
Audio-Visual	111	111	-
Weather	1,545	1,388	157
Scientific	1,239	1,128	111
Research & Development Management.	516	513	3
Development Engineering.	4,742	4,492	250
System Program Management.	1,307	1,244	63
Communications-Electronics	3,751	3,453	298
Missile Maintenance.	542	529	13
Aircraft Maintenance/Avionics.	3,291	3,190	101
Munitions.	809	802	7
Civil Engineering.	1,934	1,865	69
Cartography.	89	88	1
Transportation	991	963	28
Supply Services.	348	345	3
Fuels Management	168	167	1
Supply Management.	1,506	1,481	25
Procurement Management	1,426	1,390	36
Logistics Plans and Programs	778	749	29
Financial.	1,226	1,189	37
Computer Technology.	2,122	2,034	88
Management Analysis.	263	240	23
Administration	2,686	2,658	28
Personnel.	2,254	2,221	33
Mannover Management.	603	587	16
Education & Training	683	656	27
Information.	601	584	17
Intelligence	2,564	2,468	96
Security Police.	866	858	8
Special Investigations	583	574	9
Band	35	35	-
Legal.	1,275	1,222	53
Chaplain	916	910	6
Medical.	11,621	10,123	1,498
Special Duty	1,807	1,702	105
Social Actions	101	101	-
International Politico Military Affairs.	138	120	18
Open Mess Management	79	79	-
Disaster Preparedness.	111	111	-
Race Relations	93	93	-
Navigator Trainees	895	9	886
Nuclear Weapons Custodian.	28	28	-
General Officer.	549	549	-
Unallotted	5	4	1
Other.	1	-	1

OPR: Systems Management Division, Randolph Air Force Base, Texas
 SOURCE: Uniform Officer Record

a/ Functional Category L only

UNCLASSIFIED

TABLE 87 - AUTHORIZED AND ASSIGNED PERMANENT PARTY AIRMEN BY CONTROL AF SPECIALTY WITHIN CAREER BY SKILL LEVEL - WORLD-WIDE - SEMIANNUALLY - 31 DEC 1974 AND 30 JUNE 1975

DATE, CATEGORY, AND CAREER FIELD	TOTAL		SKILL LEVEL STATUS									
			Unskilled (1)		Semi-Skilled (3)		Skilled (5)		Advanced (7)		Superintendent (9)	
	Author-ized	As-signed	Author-ized	As-signed	Author-ized	As-signed	Author-ized	As-signed	Author-ized	As-signed	Author-ized	As-signed
<u>31 DECEMBER 1974 - TOTAL</u>	<u>455,714</u>	<u>481,771</u>	<u>6,483</u>	<u>6,877</u>	<u>87,981</u>	<u>79,082</u>	<u>234,487</u>	<u>285,427</u>	<u>107,046</u>	<u>94,797</u>	<u>19,717</u>	<u>15,588</u>
<u>HIGHLY TECHNICAL - TOTAL</u>	<u>216,718</u>	<u>234,722</u>	<u>6,483</u>	<u>6,789</u>	<u>34,759</u>	<u>37,424</u>	<u>106,977</u>	<u>130,356</u>	<u>57,537</u>	<u>50,898</u>	<u>10,962</u>	<u>9,255</u>
First Sergeant	1,799	1,752	-	-	-	-	-	-	-	-	1,799	1,752
Intelligence	11,261	11,990	-	1	3,081	3,740	5,211	5,355	2,548	2,533	421	361
Weather	2,994	2,993	-	4	588	691	1,231	1,302	1,002	842	173	154
Aerospace Control Svstms.	16,396	16,579	-	1	1,834	2,634	8,226	8,553	5,538	4,698	798	693
Communications Operations.	11,770	13,518	-	2	2,040	2,086	6,591	8,153	2,641	2,849	498	428
Communications-Electronics Svstms	26,617	30,634	-	5	2,548	4,607	15,081	18,142	7,768	6,878	1,220	1,002
Missile Electronic Maintenance	5,755	6,440	-	9	700	1,205	2,869	3,642	1,869	1,309	317	275
Avionics Svstms	25,250	28,436	-	6	4,057	4,779	13,026	16,325	7,150	6,441	1,017	885
Training Devices	2,297	2,260	-	1	99	250	1,357	1,207	716	691	125	111
Aircraft Accessory Maintenance	19,436	20,627	-	11	3,564	2,986	10,740	13,267	4,769	3,982	363	381
Aircraft Maintenance	63,400	67,483	-	17	11,376	9,931	31,828	39,643	16,852	15,430	3,344	2,462
Missile Maintenance.	2,463	2,321	-	3	368	338	1,158	1,430	853	478	84	72
Munitions and Weapons Maintenance.	17,428	19,382	-	1	3,529	2,696	9,204	12,836	4,039	3,338	656	511
Education and Training	3,369	3,579	-	-	975	1,481	455	501	1,792	1,429	147	168
Interim AFSCs.	6,483	6,728	6,483	6,728	-	-	-	-	-	-	-	-
<u>TECHNICAL - TOTAL</u>	<u>103,550</u>	<u>107,116</u>	-	<u>69</u>	<u>17,387</u>	<u>18,048</u>	<u>54,367</u>	<u>63,272</u>	<u>26,973</u>	<u>22,068</u>	<u>4,823</u>	<u>3,659</u>
Photomapping	521	584	-	-	17	36	315	342	156	174	33	32
Safety	862	860	-	-	76	95	201	321	511	395	74	49
Wire Communications Svstms Maintenance.	6,197	7,034	-	2	916	1,261	3,825	4,502	1,305	1,135	151	134
Intricate Equipment Maintenance.	1,090	1,070	-	3	100	221	626	546	336	273	28	27
Metal Working.	7,282	7,647	-	3	1,348	1,399	4,486	4,980	1,323	1,154	125	111
Procurement.	1,415	1,388	-	1	164	83	588	790	562	455	101	59
Accounting and Finance and Audit	5,419	5,394	-	-	1,039	661	2,686	3,297	1,450	1,229	244	207
Data Svstms	6,239	5,902	-	5	568	485	3,008	3,075	2,231	2,011	432	326
Management Analysis.	558	532	-	-	5	50	153	243	321	179	79	60
Administrative	32,002	33,519	-	1	4,643	5,307	19,390	21,471	6,985	5,923	984	817
Information.	1,310	1,252	-	-	76	162	618	675	550	362	66	53
Personnel.	12,457	12,485	-	6	1,489	1,914	4,457	5,552	4,955	3,924	1,556	1,089
Special Investigations	988	949	-	-	205	385	-	-	687	504	96	60
Medical.	21,173	22,306	-	47	4,946	4,703	11,109	13,666	4,460	3,396	658	494
Aircrew Protection	2,753	2,735	-	1	551	341	1,425	1,793	651	512	126	88
Dental	3,284	3,459	-	-	1,244	945	1,480	2,019	490	442	70	53

CLASSIFIED BY: AFMPC/DPM
EXEMPT FROM GENERAL DE-
CLASSIFICATION SCHEDULE OF
EXECUTIVE ORDER 11652
EXEMPTION CATEGORY 3
DECLASSIFY ON: 31 DEC 1981

TABLE 87 - AUTHORIZED AND ASSIGNED PERMANENT PARTY AIRMEN BY CONTROL AF SPECIALTY WITHIN CAREER
BY SKILL LEVEL - WORLD-WIDE - SEMIANNUALLY - 31 DEC 1974 AND 30 JUNE 1975 (CONTINUED)

DATE, CATEGORY, AND CAREER FIELD	TOTAL		SKILL LEVEL STATUS									
			Unskilled (1)		Semi-Skilled (3)		Skilled (5)		Advanced (7)		Superintendent (9)	
	Author-ized	As-signed	Author-ized	As-signed	Author-ized	As-signed	Author-ized	As-signed	Author-ized	As-signed	Author-ized	As-signed
SEMI-TECHNICAL - TOTAL	135,446	139,933	-	19	35,835	23,610	73,143	91,799	22,536	21,831	3,932	2,674
Audio-Visual	4,418	4,852	-	1	635	864	2,658	2,801	1,042	1,088	83	98
Motor Vehicle Maintenance	5,095	5,377	-	-	842	703	3,205	3,662	885	924	163	88
Civil Engineering Mechanical/Electrical	10,680	10,947	-	2	1,795	1,722	6,709	7,218	1,945	1,839	231	166
Civil Engineering Structural/Pavements	11,525	11,351	-	3	3,358	2,466	5,395	6,560	2,265	2,059	507	263
Civil Engineering Sanitation	1,454	1,412	-	-	407	221	784	907	229	263	34	21
Fire Protection	6,343	6,186	-	-	1,976	1,033	3,594	4,480	651	621	122	52
Fabric, Leather and Rubber	1,343	1,460	-	-	324	189	798	942	217	314	4	15
Marine	139	148	-	-	9	1	77	94	46	47	7	6
Transportation	18,098	19,358	-	3	4,122	3,935	10,676	11,958	2,840	3,054	460	408
Supply Services	1,306	1,398	-	-	340	201	574	885	306	265	86	47
Food Services	5,768	5,997	-	1	1,530	717	3,247	4,501	848	697	143	81
Fuel Services	6,781	7,316	-	3	1,845	1,901	4,105	4,469	678	852	153	91
Supply	27,015	27,723	-	1	6,026	3,563	13,494	17,359	6,311	5,880	1,184	920
Printing	839	926	-	-	146	145	476	567	201	198	16	16
Special Services	2,293	2,527	-	-	469	243	893	1,487	741	698	190	99
Band	1,347	1,322	-	-	383	286	532	623	348	350	84	63
Security Police	31,002	31,633	-	5	11,628	5,420	15,926	23,286	2,983	2,682	465	240
30 JUNE 1975 - TOTAL	438,323	468,139	6,384	6,214	88,652	77,831	226,332	277,735	98,402	90,965	18,553	15,394
HIGHLY TECHNICAL - TOTAL	209,511	230,068	6,384	6,181	35,175	34,193	104,727	131,346	52,919	49,074	10,306	9,274
First Sergeant	1,748	1,761	-	-	-	-	-	-	-	-	1,748	1,761
Intelligence	10,904	11,028	-	-	3,231	3,174	4,818	5,075	2,463	2,406	392	373
Weather	2,990	2,881	-	-	424	416	1,387	1,541	1,004	774	175	150
Aerospace Control Systems	16,059	16,604	-	2	1,844	3,008	8,109	8,436	5,312	4,480	794	678
Communications Operations	11,182	12,586	-	-	1,982	1,474	6,380	8,008	2,368	2,691	452	413
Communications-Electronics Systems	25,582	29,520	-	-	2,841	3,428	14,363	18,581	7,207	6,520	1,171	991
Missile Electronic Maintenance	5,632	6,183	-	-	895	1,011	2,926	3,687	1,589	1,229	222	256
Avionics Systems	23,312	26,924	-	-	4,045	3,500	12,441	16,900	5,963	5,733	863	791
Training Devices	2,275	2,199	-	-	106	263	1,349	1,143	710	677	110	116
Aircraft Accessory Maintenance	17,107	18,994	-	-	3,371	2,997	9,967	12,482	3,455	3,248	314	267
Aircraft Maintenance	56,017	63,176	-	5	10,643	9,556	29,770	38,485	12,802	12,980	2,802	2,150
Missile Maintenance	2,459	2,365	-	-	596	372	1,143	1,460	650	472	70	61
Munitions and Weapons Maintenance	17,347	18,814	-	-	3,691	2,662	9,293	12,443	3,738	3,217	625	492
Education and Training	3,254	3,500	-	1	1,024	1,494	452	477	1,641	1,373	137	155
Interim AFSCs	13,643	13,533	6,384	6,173	482	838	2,329	2,628	4,017	3,274	431	620

CLASSIFIED BY: AFMPC/DPM
EXEMPT FROM GENERAL DE-
CLASSIFICATION SCHEDULE OF
EXECUTIVE ORDER 11652
EXEMPTION CATEGORY 3
DECLASSIFY ON: 31 DEC 1981

TABLE 87 -- AUTHORIZED AND ASSIGNED PERMANENT PARTY AIRMEN BY CONTROL AF SPECIALTY WITHIN CAREER BY SKILL LEVEL -- WORLD-WIDE -- SEMIANNUALLY -- 31 DEC 1974 AND 30 JUNE 1975 (CONTINUED)

DATE, CATEGORY, AND CAREER FIELD	TOTAL		SKILL LEVEL STATUS									
	Author-ized	As-sig-ned	Unskilled (1)		Semi-Skilled (3)		Skilled (5)		Advanced (7)		Superintendent (9)	
			Author-ized	As-sig-ned	Author-ized	As-sig-ned	Author-ized	As-sig-ned	Author-ized	As-sig-ned	Author-ized	As-sig-ned
TECHNICAL - TOTAL	99,922	104,282	-	22	17,704	17,848	52,579	61,299	25,042	21,511	4,597	3,602
Photomapping	490	544	-	-	33	40	307	303	121	168	29	33
Safety	854	868	-	-	86	83	197	349	496	384	75	52
Wire Communications Systems Maintenance	6,128	6,709	-	-	902	874	3,742	4,609	1,321	1,093	163	133
Intricate Equipment Maintenance	1,069	1,078	-	-	94	152	619	642	331	257	25	27
Metal Working	6,896	7,513	-	1	1,253	1,378	4,297	4,914	1,217	1,117	129	103
Procurement	1,372	1,347	-	1	142	68	633	776	507	444	90	58
Accounting and Finance and Audit	5,246	4,918	-	1	1,211	596	2,521	2,948	1,287	1,179	227	194
Data Systems	5,919	5,756	-	4	566	553	2,949	2,941	2,009	1,926	395	332
Management Analysis	548	540	-	-	7	61	190	241	286	180	65	58
Administrative	30,791	33,315	-	1	4,762	5,980	18,547	20,666	6,508	5,907	974	761
Information	1,274	1,310	-	-	80	245	617	662	516	350	61	53
Personnel	12,018	12,449	-	2	1,710	2,101	4,431	5,436	4,436	3,837	1,441	1,073
Special Investigations	1,001	959	-	-	265	399	-	-	645	489	91	71
Medical	20,743	21,334	-	12	4,812	4,126	10,869	13,353	4,421	3,314	641	529
Aircrew Protection	2,280	2,291	-	-	548	295	1,178	1,521	440	404	114	71
Dental	3,293	3,351	-	-	1,233	897	1,482	1,938	501	462	77	54
SEMI-TECHNICAL - TOTAL	128,890	133,789	-	11	35,773	25,790	69,026	85,090	20,441	20,380	3,650	2,518
Audio-Visual	4,268	4,661	-	-	651	736	2,545	2,780	989	1,043	83	102
Motor Vehicle Maintenance	4,804	5,095	-	1	885	792	2,953	3,303	808	907	158	92
Civil Engineering Mechanical/Electrical	10,608	10,869	-	2	2,009	2,004	6,543	6,924	1,841	1,772	215	167
Civil Engineering Structural/Pavement	11,136	11,473	-	3	3,333	3,160	5,266	5,994	2,069	2,048	468	268
Civil Engineering Sanitation	1,444	1,367	-	-	408	241	775	849	228	252	33	25
Fire Protection	6,157	5,848	-	-	1,930	1,205	3,521	3,990	583	597	123	56
Fabric, Leather and Rubber	1,290	1,405	-	-	313	201	751	896	221	293	5	15
Marine	135	139	-	-	12	6	75	82	42	44	6	7
Transportation	15,154	16,835	-	4	4,257	3,825	8,737	10,763	1,854	2,019	306	224
Supply Services	1,327	1,456	-	-	368	373	593	790	276	239	90	54
Food Services	5,631	5,834	-	-	1,587	799	3,097	4,247	811	709	136	79
Fuel Services	6,539	6,861	-	-	1,846	1,634	3,929	4,254	623	887	141	86
Supplv	26,210	27,427	-	1	6,207	4,637	13,199	16,221	5,684	5,668	1,120	900
Printing	804	877	-	-	141	165	457	496	190	199	16	17
Special Services	2,205	2,527	-	-	468	343	868	1,400	691	682	178	102
Band	1,206	1,269	-	-	322	204	461	628	340	368	83	69
Security Police	29,972	29,846	-	-	11,036	5,465	15,256	21,473	3,191	2,653	489	255

OPR: System Management Division, Randolph Air Force Base, Texas
SOURCE: Uniform Airmen Record

CLASSIFIED BY: AFMPC/DPM
EXEMPT FROM GENERAL DE-
CLASSIFICATION SCHEDULE OF
EXECUTIVE ORDER 11652
EXEMPTION CATEGORY 3
DECLASSIFY ON: 31 DEC 1981

TABLE 88 - USAF OFFICERS BY GRADE BY EDUCATIONAL LEVEL - WORLD-WIDE - AS OF 30 JUNE 1975

EDUCATIONAL LEVEL	TOTAL	GEN	COL	LTC	MAJ	CAPT	1LT	2LT	WO
<u>TOTAL</u>	<u>105,161</u>	<u>369</u>	<u>5,585</u>	<u>13,117</u>	<u>20,642</u>	<u>39,171</u>	<u>15,050</u>	<u>11,188</u>	<u>39</u>
Non-High School	2	-	1	-	-	-	-	1	-
High School Graduate	1,746	10	185	376	598	62	289	205	21
1 Year, But Less Than 2 Years College	1,094	14	137	317	601	21	-	-	4
2 Year, But Less Than 3 Years College	1,703	25	238	474	612	109	113	128	4
3 Year, But No Bachelor's Degree	991	13	145	284	401	135	8	4	1
4 Year, But No Bachelor's Degree	400	1	37	74	143	31	25	89	-
Bachelor's Degree	58,820	48	1,592	4,865	7,801	22,934	11,791	9,784	5
Bachelor's Plus, No Graduate Degree	5,440	6	164	594	1,010	2,634	784	248	-
Master's Degree	22,500	197	2,020	4,329	5,715	8,555	1,356	328	-
Master's Degree, No Doctor Degree	927	6	97	184	210	394	36	-	-
Less Than 1 Year College	242	4	24	51	148	10	-	1	4
Doctorate	7,123	43	865	1,278	2,618	2,204	107	8	-
GED - No High School Diploma	33	-	7	5	21	-	-	-	-
Bachelor of Divinity Degree	176	1	24	51	58	42	-	-	-
Master of Theology Degree	199	-	15	45	65	73	-	1	-
Registered Nurse	1,401	-	9	97	289	657	253	96	-
Associate Art Degree	112	-	1	15	34	8	9	45	-
AFIT Degree Program	85	-	3	8	30	32	8	4	-
AFIT Master Program	1,161	-	4	45	188	800	96	28	-
AFIT Non-Degree Program	2	-	-	-	1	-	1	-	-
AFIT Doctor Program	672	-	-	12	76	314	153	117	-
PHD - AFIT Non-Degree Program	2	-	-	-	-	2	-	-	-
None	4	1	1	1	-	1	-	-	-
Unknown	326	-	16	12	23	153	21	101	-

OPR: Systems Management Division, Randolph Air Force Base, Texas
 SOURCE: Uniform Officer Record

UNCLASSIFIED

UNCLASSIFIED

TABLE 89 — PROMOTIONS OF TOP SIX GRADE AIRMEN BY FISCAL YEAR —
FISCAL YEAR 1971 THROUGH FISCAL YEAR 1975

GRADE TO WHICH PROMOTED	FISCAL YEAR				
	1971	1972	1973	1974	1975
<u>TOTAL</u>	<u>166,128</u>	<u>137,899</u>	<u>110,956</u>	<u>108,434</u>	<u>81,023</u>
Chief Master Sergeant (E-9)	1,232	930	1,276	1,132	1,005
Senior Master Sergeant (E-8)	2,874	2,604	3,244	3,099	2,806
Master Sergeant (E-7)	8,642	8,741	6,795	8,280	8,630
Technical Sergeant (E-6)	13,540	16,440	10,205	13,183	11,939
Staff Sergeant (E-5)	50,004	33,264	26,601	22,404	13,125
Sergeant (E-4)	89,836	75,920	62,835	60,336	43,518

UNCLASSIFIED

UNCLASSIFIED

OPR: System Management Division, Randolph Air Force Base, Texas.
SOURCE: Uniform Airman Record

UNCLASSIFIED

TABLE 90 -- GAINS AND LOSSES OF USAF OFFICERS TO THE ACTIVE MILITARY STRENGTH --
WORLD-WIDE -- FY 1975

ITEM DESCRIPTION		TOTAL	COMMISSIONED OFFICERS			WARRANT OFFICERS	
			MALE	WAF	AFN/ MS	MALE	WAF
		GAINS					
<u>TOTAL</u>		<u>7,505</u>	<u>6,297</u>	<u>364</u>	<u>844</u>	-	-
<u>ADN</u>	<u>TITLE</u>						
001	To EAD from AFRES (Initial Tour)	4,483	3,590	131	762	-	-
002	To EAD from AFRES (Second or subsequent tour)	124	100	1	23	-	-
003	To EAD from ANG (Initial Tour)	40	30	-	10	-	-
004	To EAD from ANG (Second or subsequent tour)	9	9	-	-	-	-
005	To EAD from Retired Status	23	16	-	7	-	-
006	Commissioned into Regular Air Force	372	355	3	14	-	-
007	Commissioned from USMA, USN or USAFA	766	759	-	7	-	-
008	Recalled to EAD of Reserve Officers Released and Immediately Recalled	16	16	-	-	-	-
009	Commissioned from OTS thru the Bootstrap Program	12	12	-	-	-	-
010	Recall of Former Regular Officers to EAD Without Component	1	1	-	-	-	-
012	Commissioned Officer from Enlisted Status (Initial Tour)	21	3	-	18	-	-
013	Commissioned Officer from Enlisted Status (Second or Subsequent Tour)	3	3	-	-	-	-
015	Commissioned from OCS	2	-	2	-	-	-
016	Commissioned from Aviation Cadet or Aviation Student	2	1	-	1	-	-
017	Transferred from Army or Navy	5	5	-	-	-	-
018	Commissioned from OTS thru AECF	91	90	-	1	-	-
019	Commissioned from OTS (Not AECF)	1,532	1,304	227	1	-	-
030	Correction -- Deletion of an Erroneously Reported Separation	3	3	-	-	-	-
		LOSSES					
<u>TOTAL</u>		<u>12,833</u>	<u>11,832</u>	<u>227</u>	<u>745</u>	<u>29</u>	-
<u>SPD</u>	<u>TITLE</u>						
BHK	Substandard Performance	29	25	-	4	-	-
BLC	Homosexuality	4	3	-	1	-	-
BNC	Unacceptable Conduct	13	12	-	1	-	-
DFS	Conduct Triable by or in Lieu of Court Martial	6	5	-	1	-	-
FBK	Completion of Required Active Service	425	406	5	14	-	-
FCF	Resignation to Attend School	12	12	-	-	-	-
FCM	Conscientious Objector	14	13	-	1	-	-
FDB	Hardship	40	36	1	3	-	-
FDL	Ecclesiastical Indorsment Withdrawn	2	2	-	-	-	-
FGQ	Transfer to Reserve Forces (Transfer to Air National Guard)	65	65	-	-	-	-
PGY	Transfer to Another DOD Component	10	10	-	-	-	-
FHC	Enlistment in Regular Air Force	89	89	-	-	-	-
FND	Unqualified or Other Miscellaneous Reasons	435	415	10	10	-	-
GDF	Pregnancy	3	-	1	2	-	-
GDL	Withdrawal of Ecclesiastical Indorsment	1	1	-	-	-	-
GHK	Substandard Performance	8	8	-	-	-	-
GLC	Homosexuality	2	1	1	-	-	-
GNC	Unfitness, Unacceptable Conduct	4	4	-	-	-	-
JFL	Entitlement to Receive Disability Severance Pay	9	5	1	3	-	-
JFM	Physical Disability Which Existed Prior to Service	9	7	1	1	-	-
JGB	Failure of Selection of Promotion	153	140	2	11	-	-
JHF	Failure to Complete Course of Instruction	1	-	1	-	-	-

UNCLASSIFIED

UNCLASSIFIED

TABLE 90 - GAINS AND LOSSES OF USAF OFFICERS TO THE ACTIVE MILITARY STRENGTH -
WORLD-WIDE - FY 1975 (CONTINUED)

ITEM DESCRIPTION		TOTAL	COMMISSIONED OFFICERS			WARRANT OFFICERS	
			MALE	WAF	AFN/ MS	MALE	WAF
LOSSES (Continued)							
SPD	TITLE						
KDF	Pregnancy.	37	-	10	27	-	-
KHK	Substandard Performance.	1	-	-	1	-	-
KNC	Unfitness, Unacceptable Conduct.	7	5	-	2	-	-
LBM	Officers With Less Than Twelve Months Retainability.	29	24	1	4	-	-
LCC	Surplus.	1,099	1,032	27	40	-	-
LDF	Pregnancy.	10	-	4	6	-	-
LGB	Nonselection for Promotion/Removal from Recommended List	6	4	-	2	-	-
LGC	Nonselection for Temporary Promotion	418	401	3	14	-	-
LGJ	Disapproval of Request for Extension of Active Duty Tour	4	4	-	-	-	-
LGK	Twenty Year Active Service Career Program.	28	28	-	-	-	-
MBK	Release on Established Date of Separation.	2,540	2,158	29	353	-	-
MCF	Attend School.	72	63	1	8	-	-
MDF	Pregnancy.	27	-	8	19	-	-
MGQ	Transfer to Air Force Reserve.	73	73	-	-	-	-
MHC	Enlist in Regular Air Force.	4	3	-	1	-	-
MND	Miscellaneous--Members Request--Best Interest of Air Force	2,221	2,076	93	52	-	-
RBB	Mandatory Retirement for Maximum Age	2	2	-	-	-	-
RBC	Mandatory Retirement for Maximum Service	117	115	-	2	-	-
RBD	Voluntary Retirement	2,806	2,697	12	87	10	-
RGB	Voluntary Retirement After Failure of Selection for Promotion.	29	28	-	1	-	-
RGC	Voluntary Retirement After Failure of Selection for Promotion.	8	8	-	-	-	-
RGK	Voluntary Retirement on Date Established by ASCRO Program.	802	769	3	29	1	-
SBB	Mandatory Retirement Maximum Age	15	14	-	1	-	-
SBC	Mandatory Retirement Maximum Years Service	280	261	-	6	13	-
SFJ	Retirement, Permanent Physical Disability.	125	110	2	11	2	-
SFK	Placed on the Temporary Disability Retired List.	127	104	2	21	-	-
SGB	Retirement on Established Date	181	177	1	3	-	-
VBK	Revert to Retired List	2	1	1	-	-	-
675	Deaths--All Causes	151	144	1	6	-	-
689	Release in Lieu of Reassignment.	103	97	6	-	-	-
693	Failure to Complete Flying Training.	174	174	-	-	-	-
695	Directed by US Air Force (A)	1	1	-	-	-	-

OPR: Systems Management Division, Randolph Air Force Base, Texas
SOURCE: Uniformed Officer Record

UNCLASSIFIED

UNCLASSIFIED

TABLE 91 -- GAINS AND LOSSES AND STATUS CHANGES OF AIRMEN TO USAF ACTIVE MILITARY
STRENGTH -- WORLD-WIDE -- FY 1975

ITEM DESCRIPTION	TOTAL	AIRMFN	
		MALE	FEMALE
<u>GAIN TOTAL</u>	<u>80,280</u>	<u>69,979</u>	<u>10,301</u>
<u>NORMAL SOURCE OF ACCESSION TOTAL</u>	<u>79,562</u>	<u>69,289</u>	<u>10,273</u>
<u>ADN</u>			
001 TO EXTENDED ACTIVE DUTY (EAD) FROM AF RESERVE.	542	512	30
002 TO EAD FROM AIP NATIONAL GUARD	116	116	-
003 TO FAD FROM RETIRED STATUS.	52	49	3
004 ENLISTED-NON-PRIOR SERVICE, OPTION ALPHA	39,724	37,364	2,360
005 ENLISTED WITH PRIOR ENLISTED ACTIVE MIL SVC, OTHER THAN AVIATION CADET	2,190	2,102	88
006 FORMER COMMISSIONED OFFICER AND W/O ENLISTED TO REG AF	262	242	20
007 ENLISTED AVC OR AVIATION STUDENT (USE BY HQ USAF ONLY AFTER 1 JAN 1966).	3	3	-
008 ENLISTED FOR OCS OR OTS.	503	417	86
009 TO EAD FROM AFRES FOR ONE YEAR TO ATTEND USAF ACADEMY PREPARATORY SCHOOL	200	200	-
010 GAIN OF AN AIRMFN DISENROLLED FROM CADET STATUS, IN USAF, USMA, USNA FOR COMPLETION OF TERM OF SERVICE OR SEPARATION (PI614/56 AND AFM 30-3).	23	23	-
011 FORMER FIRST TERM AIRMEN REENLISTING FROM CIVILIAN LIFE WITHIN THREE MONTHS FOLLOWING SEPARATION FROM THE AIR FORCE	96	92	4
012 ENLISTED NON-PRIOR SERVICE, OPTION BETA.	25,971	19,719	6,252
013 ENLISTED NON-PRIOR SERVICE, OPTION CHARLIE	8,641	7,244	1,397
014 ENLISTED NON-PRIOR SERVICE, OPTION DELTA	6	2	4
015 ENLISTED NON-PRIOR SERVICE, OPTION ECHO.	1,221	1,194	27
016 ENLISTED NON-PRIOR SERVICE, OPTION FOXTROT	4	4	-
017 ENLISTED NON-PRIOR SERVICE, OPTION GOLF.	2	1	1
019 ENLISTED NON-PRIOR SERVICE, OPTION KIIO.	6	5	1
<u>MISCELLANEOUS REACCESSION FROM (DFR) STATUS TOTAL</u>	<u>127</u>	<u>126</u>	<u>1</u>
020 RETURNED FROM DFR-DESERTION.	120	119	1
021 RETURNED FROM DFR-PRISONER	6	6	-
022 RETURNED FROM DFR-MISSING (NON-COMBAT)	1	1	-
<u>CORRECTIONS TOTAL</u>	<u>591</u>	<u>564</u>	<u>27</u>
023 CORRECTION-DELETION OF PREVIOUSLY REPORTED AS DROPPED FROM UNIT ROLLS	72	65	7
030 CORRECTION-DELETION OF PREVIOUSLY REPORTED SEPARATION, OR AN ENTRY IN AF STRENGTH AS RESULT OF DATA OR STRENGTH RECON NOT INVOLVING REUP ACTIONS	498	478	20
031 DELETION OF PREVIOUSLY REPORTED SEPARATION, OR AN ENTRY IN AF STRENGTH AS A RESULT OF DATA OR STRENGTH RECON INVOLVING REUP ACTIONS.	21	21	-
<u>LOSS TOTAL</u>	<u>106,380</u>	<u>101,714</u>	<u>4,666</u>
<u>SEPARATION OR RELEASE ON EXPIRATION TERM OF SERVICE (ETS) TOTAL</u>	<u>21,755</u>	<u>21,398</u>	<u>357</u>
<u>SPD</u>			
KBK DISCHARGE ON EXPIRATION TERM OF SERVICE-VOLUNTARY.	5,143	4,888	255
MBK RELEASE ON EXPIRATION TERM OF SERVICE-VOLUNTARY.	15,591	15,511	80
MBN COMPLETION OF REQUIRED ACTIVE DUTY BY RES OR ANG AMN	413	413	-
KEC DISCHARGE AT ETS UPON COMPLETION OF EXTENSION.	233	211	22
MFC RELEASE AT ETS UPON COMPLETION OF EXTENSION.	375	375	-
<u>SEPARATION OR RELEASE PRIOR TO EXPIRATION OF TERM OF SERVICE FOR CONVENIENCE OF GOVERNMENT WHEN DIRECTED BY HQ USAF TOTAL</u>	<u>43,961</u>	<u>41,714</u>	<u>2,247</u>
KGX DISCHARGE TO ENTER AFROTC PROGRAM.	88	87	1
MGX RELEASE TO ENTER AFROTC PROGRAM.	57	56	1

UNCLASSIFIED

UNCLASSIFIED

TABLE 91 - GAINS AND LOSSES AND STATUS CHANGES OF AIRMEN TO USAF ACTIVE MILITARY STRENGTH - WORLD-WIDE - FY 1975 (CONTINUED)

KGI. DISCHARGE TO ACCEPT COMMISSION OR RECALL TO ACTIVE DUTY AS OFFICER IN THE AIR FORCE RESERVE.	306	287	39
KND DISCHARGE FOR UNIQUE OR UNUSUAL REASONS	2,696	2,450	246
MND RELEASE FOR UNIQUE OR UNUSUAL REASONS	1,703	1,666	37
KGM TO ACCEPT COMMISSION FROM OTS	1,305	1,094	211
KGN TO ACCEPT COMMISSION AS OFFICER OR WO IN ANOTHER BRANCH OF SVC.	28	23	5
JFF DISCHARGE-BEST INTEREST OF THE AIR FORCE.	6	6	-
JFE DISCHARGE-CONCEALMENT OF JUVENILE RECORD.	2	2	-
KCQ SOLE SURVIVING SON.	4	4	-
KCK DISCHARGE TO ACCEPT PUBLIC OFFICE	2	2	-
MCK RELEASE TO ACCEPT PUBLIC OFFICE	2	2	-
JHM SUBSTANDARD PERS BEHAVIOR WHICH REFLECTS DISCREDIT UPON THE SERVICE OR ADVERSELY AFFECTS THE MEMBER'S PERFORMANCE OF DUTY	28	24	4
KCM CONSCIENTIOUS OBJECTOR.	232	227	5
JFC INVOLUNTARY DISCHARGE-ERRONEOUS ENLISTMENT.	12	7	5
KFC VOLUNTARY DISCHARGE-ERRONEOUS ENLISTMENT.	26	25	1
KCG DISCHARGE-CIVILIAN POLICE EMPLOYMENT.	33	33	-
MCG RELEASE-CIVILIAN POLICE EMPLOYMENT.	2	2	-
KFU FAILURE TO MEET PHYSICAL STANDARDS FIRST ENL (ATC).	1,233	1,124	109
KDO DISCHARGE FOR NON-FULLFILLMENT OF ENLISTMENT CONTRACT	709	613	96
JBM DISCHARGE-INVOLUNTARY INSUFFICIENT RETAINABILITY (O/S RETURNEES)	1,392	1,273	119
LBM RELEASE-INVOLUNTARY INSUFFICIENT RETAINABILITY (O/S RETURNEES)	6,439	6,419	20
KCF DISCHARGE-EARLY OUT FOR SCHOOL.	1,029	973	56
MCF RELEASE-EARLY OUT FOR SCHOOL.	3,547	3,521	26
JHD DISCHARGE-INVOLUNTARY FAILURE TO COMPLETE COMMISSIONING PROGRAM	208	185	23
KHD DISCHARGE-VOLUNTARY FAILURE TO COMPLETE COMMISSIONING PROGRAM	12	11	1
KDM DISCHARGE-EARLY OUT FOR CHRISTMAS	113	107	6
MDM RELEASE-EARLY OUT FOR CHRISTMAS	573	571	2
KEA DISCHARGE-EARLY RELEASE AT ORIG ETS AFTER EXTENSION OF ENL.	5	5	-
MEA RELEASE-EARLY RELEASE AT ORIG ETS AFTER EXTENSION OF ENL.	10	10	-
KEB DISCHARGE-EARLY RELEASE AFTER ORIG ETS WHILE SERVING EXTENSION.	81	68	13
MFB RELEASE-EARLY RELEASE AFTER ORIG ETS WHILE SERVING EXTENSION.	291	291	-
KCE DISCHARGE TO ENTER MEDICAL SCHOOL	5	5	-
MCE RELEASE TO ENTER MEDICAL SCHOOL	10	10	-
GFT DISCHARGE-OBESITY (RESULT OF BOARD ACTION).	59	57	2
HFT DISCHARGE-OBESITY (WAIVER OF BOARD)	701	679	22
JGZ DISCHARGE-FAILURE TO MEET MINIMUM STANDARDS (ATC ONLY).	4,261	3,803	458
JGH MARGINAL AIRMEN-INVOLUNTARY DISCHARGE	11,702	11,105	597
JDR INVOLUNTARY DISCHARGE-1ST TERM AIRMEN WITH SELECTED SKILLS.	6	5	1
KDR VOLUNTARY DISCHARGE-1ST TERM AIRMEN WITH SELECTED SKILLS.	5	5	-
MDR VOLUNTARY RELEASE-1ST TERM AIRMEN WITH SELECTED SKILLS.	53	51	2
JED INVOLUNTARY DISCHARGE-INSUFFICIENT RETAINABILITY (CONUS PCS).	101	100	1
LED INVOLUNTARY RELEASE-INSUFFICIENT RETAINABILITY (CONUS PCS).	196	196	-
711 INVOLUNTARY DISCHARGE OF 1ST TERM AIRMEN DENIED REENLISTMENT.	181	177	4
712 STRENGTH REDUCTION - SPECIFIED GROUP.	533	524	9
713 OTHER REASONS SPECIFIED BY SAF BY AUTH CORRESPONDENCE	151	148	3
715 PALACE CHASE PROGRAMS	937	891	46
716 PALACE CHASE PROGRAMS	2,674	2,583	91
717 VOLUNTARY/INVOLUNTARY SEPARATION PROGRAM-SPECIAL STRENGTH REDUCTION	212	207	5
<u>ATTRITION TOTAL.</u>	<u>11,805</u>	<u>9,991</u>	<u>1,814</u>
KDC MARRIAGE.	249	-	249
JDF INVOLUNTARY DISCHARGE-PREGNANCY	25	-	25
KDF VOLUNTARY DISCHARGE-PREGNANCY	1,059	-	1,059
JFB INVOLUNTARY DISCHARGE-MINORITY.	2	2	-
KFB VOLUNTARY DISCHARGE-MINORITY.	1	1	-
KDB VOLUNTARY DISCHARGE-HARDSHIP.	3,376	3,128	248
MDB VOLUNTARY RELEASE-HARDSHIP.	23	20	3
YFB VOIDANCE OF ENLISTMENT OR INDUCTION	12	12	-
DPS DISCHARGE IN LIEU OF COURT MARTIAL.	105	101	4
KFS REO DISCHARGE IN LIEU OF COURT MARTIAL.	500	478	22
GLC UNFITNESS-HOMOSEXUAL (RESULT OF BOARD ACTION)	15	12	3
HLC UNFITNESS-HOMOSEXUAL (WAIVER OF BOARD).	46	36	10
GIL UNFITNESS-SEXUAL PERVERSION (RESULT OF BOARD ACTION).	12	11	1
GMD UNSUITABLE - INAPTITUDE (RESULT OF BOARD ACTION).	7	6	1
HMD UNSUITABLE - INAPTITUDE (WAIVER OF BOARD)	60	53	7
JMD UNSUITABLE - INAPTITUDE INVOLUNTARY DISCHARGE	31	31	-

UNCLASSIFIED

UNCLASSIFIED

TABLE 91 - GAINS AND LOSSES AND STATUS CHANGES OF AIRMEN TO USAF ACTIVE MILITARY STRENGTH - WORLD-WIDE - FY 1975 (CONTINUED)

HMC	UNSUITABLE-ENURESIS (WAIVER OF BOARD)	5	5	-
JMC	UNSUITABLE-ENURESIS (INDIVIDUAL EVALUATION)	5	5	-
GMB	UNSUITABLE-CHARACTER AND BEHAVIOR DISORDERS (BOARD ACTION)	55	54	1
HMB	UNSUITABLE-CHARACTER AND BEHAVIOR DISORDERS (WAIVER OF BOARD)	427	407	20
JMB	UNSUITABLE-CHARACTER AND BEHAVIOR DISORDERS (INDIVIDUAL EVAL)	123	120	3
JFL	INVOLUNTARY DISCHARGE-PHYS DISABILITY WITH SEVERANCE PAY	345	322	23
JFM	INVOLUNTARY DISCHARGE-PHYS DISABILITY WITHOUT SEVERANCE PAY	328	291	37
KFN	DISCHARGE-MEDICAL DISABILITY WITHOUT SEVERANCE PAY	62	50	12
GKF	MISCONDUCT-DESERTION-TRIAL BARRED (BOARD ACTION)	2	2	-
JFP	INVOLUNTARY DISCHARGE-PHYS DISABILITY W/O SEVERANCE PAY	5	5	-
HKF	MISCONDUCT-DESERTION-TRIAL BARRED (WAIVER OF BOARD)	1	-	1
GKD	MISCONDUCT-AWOL-TRIAL WAIVED	29	27	2
HKD	MISCONDUCT-AWOL-TRIAL WAIVED	1	1	-
KKB	MISCONDUCT-CIVIL COURT CONVICTION (BOARD ACTION)	181	181	-
HKB	MISCONDUCT-CIVIL COURT CONVICTION (WAIVER OF BOARD)	304	300	4
GLB	UNFITNESS-FREQ INVOLVEMENT (BOARD ACTION)	204	203	1
HLB	UNFITNESS-FREQ INVOLVEMENT (WAIVER OF BOARD)	1,231	1,205	26
JMH	UNSUITABILITY-FINANCIAL IRRESPONSIBILITY	29	29	-
GLJ	UNFITNESS-FAILURE TO PAY DEBTS (BOARD ACTION)	6	6	-
HLJ	UNFITNESS-FAILURE TO PAY DEBTS (WAIVER OF BOARD)	19	19	-
GMI	UNSUITABILITY-FINANCIAL IRRESPONSIBILITY (BOARD ACTION)	23	22	1
HMI	UNSUITABILITY-FINANCIAL IRRESPONSIBILITY (WAIVER OF BOARD)	147	146	1
GLK	UNFITNESS-UNSANITARY HABITS (BOARD ACTION)	1	1	-
HLK	UNFITNESS-UNSANITARY HABITS (WAIVER OF BOARD)	8	8	-
KKG	MISCONDUCT-FRAUDULENT ENLISTMENT (BOARD ACTION)	5	5	-
HKG	MISCONDUCT-FRAUDULENT ENLISTMENT (WAIVER OF BOARD)	58	57	1
JJC	INVOLUNTARY DISCHARGE-SENTENCE OF COURT MARTIAL (DESERTION)	50	50	-
JJD	INVOLUNTARY DISCHARGE-SENTENCE OF COURT MARTIAL (OTHER)	246	244	2
JML	UNSUITABLE-INVOLUNTARY DISCHARGE-HOMOSEXUAL TENDENCIES	4	4	-
GML	UNSUITABLE-HOMOSEXUAL TENDENCIES (BOARD ACTION)	7	7	-
HML	UNSUITABLE-HOMOSEXUAL TENDENCIES (WAIVER OF BOARD)	33	27	6
GLF	UNFITNESS-DRUG ABUSE (BOARD ACTION)	42	41	1
HLF	UNFITNESS-DRUG ABUSE (WAIVER OF BOARD)	171	169	2
GLJ	UNFITNESS-SHIRKING (BOARD ACTION)	2	2	-
HLJ	UNFITNESS-SHIRKING (WAIVER OF BOARD)	83	82	1
HIL	UNFITNESS-SEXUAL PERVERSION (WAIVER OF BOARD)	36	30	6
GMJ	UNSUITABLE-APATHY, ETC (BOARD ACTION)	41	40	1
HMJ	UNSUITABLE-APATHY, ETC (WAIVER OF BOARD)	612	603	9
GMF	UNSUITABLE-SEX DEVIANT	2	1	1
HMF	UNSUITABLE-SEX DEVIANT (WAIVER OF BOARD)	10	9	1
JMJ	UNSUITABLE-APATHY, ETC	461	458	3
GMM	UNSUITABLE-PERSONAL DRUG ABUSE	22	21	1
HMM	UNSUITABLE-PERSONAL DRUG ABUSE (WAIVER OF BOARD)	137	136	1
GMC	UNSUITABLE-ALCHOL ABUSE (BOARD ACTION)	6	6	-
JMC	UNSUITABLE-ALCHOL ABUSE INVOLUNTARY DISCHARGE	19	18	1
HMC	UNSUITABLE-ALCHOL ABUSE (WAIVER OF BOARD)	42	42	-
JMM	UNSUITABLE-DRUG ABUSE INVOLUNTARY DISCHARGE	53	52	1
474	DEATHS (ALL CAUSES)	599	587	12
RETIREMENT TOTAL		27,499	27,396	103
KBD	DISCHARGE FROM ENLISTED STATUS AND RETIRED AS OFFICER	145	142	3
PBC	RETIRED 30 OR MORE YEARS SERVICE	466	466	-
RBD	RETIRED 20 TO 28 YEARS SERVICE	25,221	25,169	52
SFK	RETIRED PHYSICAL DISABILITY TEMP	1,202	1,163	39
SFJ	RETIRED PHYSICAL DISABILITY PERM	462	453	9
VBK	RETIRED RELEASE FROM AD AND REVERT TO RETIRED LIST	3	3	-
MISCELLANEOUS TOTAL		1,360	1,215	145
475	CORRECTION OF PREVIOUSLY REPORTED ACCESSION	1,042	902	140
490	DFR - AWOL AND DESERTION	147	144	3
491	DFR - PRISONER (NOT POW)	165	163	2
493	CORRECTION OF PREVIOUSLY REPORTED GAIN FROM DFR	6	6	-

UNCLASSIFIED

TABLE 92 - GAINS AND LOSSES OF USAF OFFICERS BY GRADE - BY QUARTER - WORLD-WIDE - FY 1975

DATE OF GAIN OR LOSS	TOTAL	GEN	COL	LT COL	MAJ	CPT	1LT	2LT	WARRANT OFFICER
GAINS									
TOTAL	<u>7,505</u>	<u>1</u>	<u>56</u>	<u>57</u>	<u>662</u>	<u>748</u>	<u>493</u>	<u>5,488</u>	-
First Quarter	2,979	-	9	20	578	417	230	1,725	-
Second Quarter	1,616	-	15	10	29	81	143	1,338	-
Third Quarter	1,275	-	18	13	33	117	87	1,007	-
Fourth Quarter	1,635	1	14	14	22	133	33	1,418	-
LOSSES									
TOTAL	<u>12,833</u>	<u>86</u>	<u>1,105</u>	<u>2,028</u>	<u>2,104</u>	<u>5,577</u>	<u>1,532</u>	<u>372</u>	<u>29</u>
First Quarter	4,521	41	576	869	991	1,771	191	71	11
Second Quarter	1,771	2	85	252	285	787	270	85	5
Third Quarter	1,970	17	137	381	448	641	255	84	7
Fourth Quarter	4,571	26	307	526	380	2,378	816	132	6

OPR: Systems Management Division, Randolph Air Force Base, Texas
 SOURCE: Uniform Officer Record

UNCLASSIFIED

UNCLASSIFIED

TABLE 93 -- GAINS AND LOSSES OF AIRMEN BY GRADE -- BY QUARTER --
WORLD-WIDE -- FY 1975

UNCLASSIFIED

UNCLASSIFIED

	TOTAL	CMS	SMS	MSG	TSG	SSG	SGT	AMN FIRST CLASS	AMN	AMN BASIC	AVI- ATION CADET
	GAINS										
TOTAL	80,273	8	18	75	157	1,094	1,525	493	2,642	74,261	-
First Quarter	21,764	3	6	26	48	249	376	123	656	20,277	-
Second Quarter	17,972	2	5	21	31	313	357	129	556	16,558	-
Third Quarter	20,356	2	5	19	45	276	414	147	709	18,739	-
Fourth Quarter	20,181	1	2	9	33	256	378	94	721	18,687	-
	LOSSES										
TOTAL	06,379	1,335	2,357	8,468	11,698	14,966	35,796	14,569	6,902	10,288	-
First Quarter	29,931	564	1,023	3,294	4,047	4,201	7,894	4,418	2,075	2,415	-
Second Quarter	26,805	209	441	1,844	2,715	4,041	9,113	3,976	1,675	2,791	-
Third Quarter	23,188	205	378	1,438	2,345	3,351	8,575	2,935	1,465	2,496	-
Fourth Quarter	26,455	357	515	1,892	2,591	3,373	10,214	3,240	1,687	2,586	-

OPR: Systems Management Division, Randolph Air Force Base, Texas
SOURCE: PMC-P79

TABLE 94 -- LOSSES OF OFFICERS BY AERONAUTICAL STATUS, BY AGE GROUP --
WORLD-WIDE -- FY 1975

AERONAUTICAL STATUS	TOTAL	AGE GROUP										
		23 AND YOUNGER	24 THRU 26	27 THRU 29	30 THRU 32	33 THRU 35	36 THRU 38	39 THRU 41	42 THRU 44	45 THRU 47	48 THRU 50	51 AND OLDER
<u>TOTAL</u>	12,833	131	1,577	3,235	1,716	1,022	502	769	1,348	729	509	1,295
Pilots ^{a/}	3,762	-	240	1,144	327	57	61	264	525	312	233	599
Observers ^{a/}	15	-	-	-	-	-	-	-	4	3	4	4
Navigators ^{a/}	1,236	-	93	309	88	45	62	164	247	81	54	93
Support.	7,820	131	1,244	1,782	1,301	920	379	341	572	333	218	599

UNCLASSIFIED

UNCLASSIFIED

^{a/} Includes Flying Category 1, 3, or 6

OPR: Systems Management Division, Randolph Air Force Base, Texas
SOURCE: Uniform Officer Record

TABLE 95 - USAF OFFICER LOSSES BY SOURCE OF COMMISSION, BY GRADE - FY 1975

SOURCE OF COMMISSION	TOTAL	GEN	COL	LTC	MAJ	CAPT	1LT	2LT	WO
<u>TOTAL</u>	<u>12,833</u>	<u>86</u>	<u>1,105</u>	<u>2,028</u>	<u>2,104</u>	<u>5,577</u>	<u>1,532</u>	<u>372</u>	<u>29</u>
Direct Appointment - Civilian	2,261	9	117	171	803	818	320	23	-
Direct Appointment - Military	203	2	65	91	24	18	2	1	-
Flying Training	2,138	46	623	879	546	44	-	-	-
Officer Candidate School	520	5	101	171	193	50	-	-	-
Officer Training School	2,990	-	2	4	59	2,357	421	147	-
Reserve Officer Training Corps	4,146	5	94	647	435	2,003	776	186	-
Thomasson Act	2	-	1	1	-	-	-	-	-
US Air Force Academy	300	-	-	-	8	267	12	13	-
US Military Academy	169	19	84	32	15	18	1	-	-
US Naval Academy	70	-	18	30	21	1	-	-	-
Warrant Officer	29	-	-	-	-	-	-	-	29
Unknown	5	-	-	2	-	1	-	2	-

UNCLASSIFIED

UNCLASSIFIED

OPR: Systems Management Division, Randolph Air Force Base, Texas
 SOURCE: Uniform Officer Record

UNCLASSIFIED

TABLE 96 -- ENLISTMENTS AND REENLISTMENTS BY GRADE, BY SEX --
WORLD-WIDE -- FY 1975

TYPE OF ENLISTMENT OR REENLISTMENT	TOTAL	CMS	SMS	MSG	TSG	SSG	SGT	AMN 1ST CLASS	AMN	AMN BASIC
TOTAL a/	<u>146,131</u>	<u>1,296</u>	<u>2,721</u>	<u>8,848</u>	<u>12,693</u>	<u>23,448</u>	<u>20,325</u>	<u>499</u>	<u>2,336</u>	<u>73,965</u>
MALE - TOTAL a/	134,694	1,294	2,713	8,833	12,672	23,232	19,358	446	2,186	63,960
FEMALE - TOTAL a/	11,437	2	8	15	21	216	967	53	150	10,005
No Prior Service Enlistment - Total	<u>75,564</u>	-	-	-	-	-	-	<u>68</u>	<u>2,068</u>	<u>73,428</u>
Male	65,524	-	-	-	-	-	-	58	1,943	63,523
Female	10,040	-	-	-	-	-	-	10	125	9,905
Enlistment for Officer Training School - Total	<u>506</u>	<u>1</u>	-	-	-	<u>1</u>	<u>4</u>	-	<u>54</u>	<u>446</u>
Male	420	1	-	-	-	1	4	-	54	360
Female	86	-	-	-	-	-	-	-	-	86
Prior Service Enlistment - Total	<u>2,576</u>	<u>1</u>	<u>3</u>	<u>9</u>	<u>61</u>	<u>871</u>	<u>1,179</u>	<u>229</u>	<u>169</u>	<u>54</u>
Male	2,463	1	3	9	-	855	1,136	205	147	46
Female	113	-	-	-	-	16	43	24	22	8
Immediate Reenlistment - Total b/	<u>52,192</u>	<u>1,251</u>	<u>2,610</u>	<u>8,492</u>	<u>12,125</u>	<u>20,776</u>	<u>6,825</u>	<u>69</u>	<u>27</u>	<u>17</u>
Male b/	51,728	1,249	2,603	8,477	12,107	20,610	6,575	67	26	14
Female b/	464	2	7	15	18	166	250	2	1	3

TABLE 97 -- ENLISTMENTS AND REENLISTMENTS BY TERM OF ENLISTMENT,
BY SEX -- WORLD-WIDE -- FY 1975

TYPE OF ENLISTMENT OR REENLISTMENT	TOTAL	2 YEARS	3 YEARS	4 YEARS	5 YEARS	6 YEARS
TOTAL a/	<u>146,131</u>	-	<u>9,549</u>	<u>116,421</u>	<u>1,730</u>	<u>18,431</u>
MALE - TOTAL a/	134,694	-	9,532	106,839	1,674	16,649
FEMALE - TOTAL a/	11,437	-	17	9,582	56	1,782
No Prior Service Enlistment - Total	<u>75,564</u>	-	-	<u>65,589</u>	-	<u>9,975</u>
Male	65,524	-	-	56,986	-	8,538
Female	10,040	-	-	8,603	-	1,437
Enlistment for Officer Training School	<u>506</u>	-	-	<u>506</u>	-	-
Male	420	-	-	420	-	-
Female	86	-	-	86	-	-
Prior Service Enlistment - Total	<u>2,576</u>	-	<u>27</u>	<u>2,481</u>	<u>20</u>	<u>48</u>
Male	2,463	-	26	2,373	20	44
Female	113	-	1	108	-	4
Immediate Reenlistment - Total b/	<u>52,192</u>	-	<u>9,244</u>	<u>39,082</u>	<u>951</u>	<u>2,915</u>
Male b/	51,728	-	9,229	38,714	937	2,848
Female b/	464	-	15	368	14	67

a/ Includes All Reenlistments

b/ Only Reflects Totals For Immediate Reenlistments

OPR: System Management Division, Randolph Air Force Base, Texas

Source: PMC-P79

UNCLASSIFIED

TABLE 98 -- ENLISTMENTS BY EDUCATIONAL LEVEL -- BY QUARTER -- WORLD-WIDE -- FY 1975

DATE AND TYPE OF ENLISTMENT													
	TOTAL			Non-High School or Non-Graduate		High School Graduate		Less Than 2 Years College		2 or More Years College No Degree		One or More Degrees	
	Total	Male	Female	Male	Female	Male	Female	Male	Female	Male	Female	Male	Female
TOTAL a/	78,646	68,407	10,239	6,685	626	57,281	8,654	2,067	375	1,237	280	1,137	304
No Prior Service Enlistment - Total	75,564	65,524	10,040	6,647	624	55,028	8,540	1,973	373	1,187	278	689	225
First Quarter (1 Jul 1974 thru 30 Sep 1974)	20,478	17,688	2,790	1,871	195	14,887	2,364	511	102	281	76	138	53
Second Quarter (1 Oct 1974 thru 31 Dec 1974)	16,900	14,645	2,255	2,251	211	11,503	1,832	458	81	269	70	164	61
Third Quarter (1 Jan 1975 thru 31 Mar 1975)	19,031	16,550	2,481	1,775	137	13,629	2,100	544	122	364	69	238	53
Fourth Quarter (1 Apr 1975 thru 30 Jun 1975)	19,155	16,641	2,514	750	81	15,009	2,244	460	68	273	63	149	58
Prior Service Enlistment - Total	2,576	2,463	113	38	2	2,211	106	94	2	50	2	70	1
First Quarter	620	591	29	18	2	500	25	27	1	16	1	30	-
Second Quarter	657	629	28	14	-	570	28	22	-	9	-	14	-
Third Quarter	724	688	36	4	-	648	35	21	-	7	1	8	-
Fourth Quarter	575	555	20	2	-	493	18	24	1	18	-	18	1
Enlistment for Officer Training School or Aviation Cadet - Total	506	420	86	-	-	42	8	-	-	-	-	378	78
First Quarter	182	149	33	-	-	3	-	-	-	-	-	146	33
Second Quarter	113	103	10	-	-	3	-	-	-	-	-	100	10
Third Quarter	152	126	26	-	-	29	7	-	-	-	-	97	19
Fourth Quarter	59	42	17	-	-	7	1	-	-	-	-	35	16

UNCLASSIFIED

UNCLASSIFIED

a/ Excludes O Inductees (Unspecified USAF Component).
 OPR: Systems Management Division, Randolph AFB, Texas.
 Source: PMC-P144

TABLE 99 — NON-PRIOR SERVICE ENLISTMENTS BY ARMED FORCES QUALIFICATION TEST (AFQT)
MENTAL CATEGORY — BY QUARTER — FY 1975

ENLISTED BY DATE AND SEX	TOTAL		PERSONNEL BY CATEGORY											
			CATEGORY 1 (93-100)		CATEGORY 2 (65-92)		CATEGORY 3 (31-64)		CATEGORY 4 (10-30)		CATEGORY 5 (9 & below)		CATEGORY Unknown or Non-Tested	
	Number	Percent	Number	Per- cent	Number	Per- cent	Number	Per- cent	Number	Per- cent	Num- ber	Per- cent	Number	Percent
TOTAL	<u>75,564</u>	<u>100.0</u>	<u>2,144</u>	<u>2.8</u>	<u>23,075</u>	<u>30.5</u>	<u>31,518</u>	<u>41.7</u>	<u>1,353</u>	<u>1.9</u>	<u>244</u>	<u>.3</u>	<u>17,230</u>	<u>22.8</u>
MALE - TOTAL a/	65,524	100.0	2,130	3.3	22,963	35.0	31,132	47.5	286	.5	6	-	9,007	13.7
FEMALE - TOTAL	10,040	100.0	14	.1	112	1.1	386	3.8	1,067	10.6	238	2.5	8,223	81.9
First Quarter (1 Jul 74 through 30 Sep 74) - Total	<u>20,478</u>	<u>100.0</u>	<u>479</u>	<u>2.3</u>	<u>5,294</u>	<u>25.9</u>	<u>8,126</u>	<u>39.7</u>	<u>641</u>	<u>3.1</u>	<u>127</u>	<u>.6</u>	<u>5,811</u>	<u>28.4</u>
Male	17,688	100.0	479	2.7	5,294	29.9	8,006	45.2	62	.5	1	-	3,846	21.7
Female	2,790	100.0	-	-	-	-	120	4.3	579	20.7	126	4.5	1,965	70.5
Second Quarter (1 Oct 74 through 31 Dec 74) - Total	<u>16,900</u>	<u>100.0</u>	<u>527</u>	<u>3.1</u>	<u>5,785</u>	<u>34.2</u>	<u>8,137</u>	<u>48.4</u>	<u>337</u>	<u>1.9</u>	<u>59</u>	<u>.3</u>	<u>2,055</u>	<u>12.1</u>
Male	14,645	100.0	527	3.6	5,784	39.5	8,075	55.1	87	.6	2	.1	170	1.1
Female	2,255	100.0	-	-	1	-	62	2.9	250	11.0	57	2.5	1,885	83.6
Third Quarter (1 Jan 75 through 31 Mar 75) - Total	<u>19,031</u>	<u>100.0</u>	<u>629</u>	<u>3.4</u>	<u>6,360</u>	<u>33.4</u>	<u>8,401</u>	<u>44.2</u>	<u>315</u>	<u>1.6</u>	<u>57</u>	<u>.3</u>	<u>3,269</u>	<u>17.1</u>
Male	16,550	100.0	629	3.8	6,360	38.4	8,337	50.3	77	.6	2	-	1,145	6.9
Female	2,481	100.0	-	-	-	-	64	2.6	238	9.6	55	2.2	2,124	85.6
Fourth Quarter (1 Apr 75 through 30 Jun 75) - Total	<u>19,155</u>	<u>100.0</u>	<u>509</u>	<u>2.7</u>	<u>5,636</u>	<u>29.4</u>	<u>6,854</u>	<u>35.8</u>	<u>60</u>	<u>.3</u>	<u>1</u>	<u>-</u>	<u>6,095</u>	<u>31.8</u>
Male	16,641	100.0	495	3.0	5,525	33.2	6,714	40.3	60	.4	1	-	3,846	23.1
Female	2,514	100.0	14	.5	111	4.4	140	5.6	-	-	-	-	2,249	89.5

UNCLASSIFIED

UNCLASSIFIED

a/ Includes D Inductees (Unspecified USAF Component)
OPR: System Management Division, Randolph Air Force Base, Texas
Source: PMC-P144

UNCLASSIFIED

TABLE 100 — ACCESSIONS OF USAF MILITARY PERSONNEL PROCUREMENT —
CUMULATIVE — BY OFFICER AND MALE ENLISTED PERSONNEL
AT END OF FY 1975

ITEM	OFFICER			ENLISTED (NON-PRIOR SERVICE, MALE)		
	PROGRAM	ACTUAL	VARIANCE	RECRUITING OBJECTIVES	ACTUAL	VARIANCE
FY 75						
JUL	1,211	1,241	+30	6,340	6,378	+38
AUG	1,929	1,861	-68	12,680	12,737	+57
SEP	2,586	2,550	-36	18,444	18,550	+106
OCT	3,297	3,277	-20	23,746	23,866	+120
NOV	3,852	3,841	-11	28,795	28,950	+155
DEC	4,351	4,213	-138	32,332	32,529	+197
JAN	4,787	4,913	+126	38,384	38,614	+230
FEB	5,250	5,312	+62	43,562	43,834	+272
MAR	5,659	5,590	-69	48,660	48,970	+310
APR	5,992	5,913	-79	53,648	54,220	+572
MAY	6,381	6,234	-147	58,454	59,530	+1,076
JUN	7,541	7,957	+416	64,155	65,528	+1,373

FY 1975 OFFICER PROCUREMENT PROGRAM

Medical	2,248
AFROTC	2,739
OTS/Enlisted Commissioning Programs	1,673
Academy	758
Other (Recall, JAG, CHAP, Direct Appointment)	123

TOTAL	<u>7,541</u>
-------	--------------

Source: Officer and Airman Actual Transactions, 30 Jun 75
 FY 75 Column of FY 76 Apportionment Program
 OPR: AF/DPPPO (Officers) and AF/DPPPN (Enlisted)

UNCLASSIFIED

TABLE 101 -- USAF AIRMEN REENLISTMENTS -- CUMULATIVE -- BY FIRST-TERM AND CAREER
AIRMEN -- BY MONTH DURING FY 1975

ITEM	FIRST TERM					CAREER				
	PROGRAM	ACTUAL	VARIANCE	RATE % ^{1/}		PROGRAM	ACTUAL	VARIANCE	RATE % ^{1/}	
				MONTHLY	CUM				MONTHLY	CUM
JUL	796	353	-443	23.8	23.8	5,382	3,638	-1,744	89.7	89.7
AUG	2,266	1,647	-619	33.0	30.5	8,039	7,977	-62	88.6	89.1
SEP	4,231	2,778	-1,453	43.7	34.8	12,363	11,960	-403	90.6	89.6
OCT	5,862	3,857	-2,005	34.5	34.7	16,677	16,170	-507	91.5	90.1
NOV	7,309	5,707	-1,602	46.3	37.8	20,640	20,516	-124	92.4	90.6
DEC	7,136	7,332	+196	37.2	37.6	24,673	24,935	+262	89.8	90.4
JAN	8,700	8,422	-278	32.8	36.9	29,547	28,042	-1,505	87.5	90.1
FEB	10,248	9,922	-326	44.9	38.0	33,967	31,262	-2,705	88.0	89.9
MAR	11,936	11,754	-182	43.5	38.7	38,522	35,774	-2,748	90.5	90.0
APR	13,440	13,546	+106	47.1	39.7	43,087	39,934	-3,153	89.1	89.9
MAY	15,074	15,556	+482	43.6	40.1	44,312	44,521	+209	87.7	89.6
JUN	16,948	17,275	+327	39.9	40.1	48,885	50,210	+1,325	89.3	89.6

1. Reenlistment Rate as a percent of those eligible to reenlist.

Source: Airman Actual Transactions, 30 June 1975.
OPR: AF/DPPPN

UNCLASSIFIED

UNCLASSIFIED

UNCLASSIFIED

TABLE 102 - USAF RETIRED MILITARY PERSONNEL BY PAY GRADE, BY TYPE OF RETIREMENT, BY COMPONENT - AT END OF FY 1975

GRADES FOR PAY	TOTAL	TYPE OF RETIREMENT					
		Non-Disability		Temporary Disability		Permanent Disability	
		Regular	a/ Non-Regular	Regular	Non-Regular	Regular	Non-Regular
<u>TOTAL</u>	<u>379,844</u>	<u>261,813</u>	<u>57,032</u>	<u>3,492</u>	<u>186</u>	<u>44,795</u>	<u>12,526</u>
<u>OFFICER - TOTAL</u> . .	<u>103,238</u>	<u>32,107</u>	<u>52,351</u>	<u>194</u>	<u>177</u>	<u>6,322</u>	<u>12,087</u>
General	1,211	644	112	5	-	437	13
Colonel	16,657	9,532	4,451	39	2	2,027	606
Lieutenant Colonel	41,890	14,891	22,046	61	18	2,307	2,567
Major	25,628	4,348	18,003	24	25	715	2,513
Captain	6,397	274	3,356	55	88	308	2,316
1st Lieutenant . .	3,718	10	1,206	7	30	68	2,397
2nd Lieutenant . .	1,332	1	353	-	14	10	954
Warrant Officer . .	6,405	2,407	2,824	3	-	450	721
<u>AIRMAN - TOTAL</u> . .	<u>276,606</u>	<u>229,706</u>	<u>4,681</u>	<u>3,298</u>	<u>9</u>	<u>38,473</u>	<u>439</u>
Chief Master Sergeant	14,145	11,971	677	26	-	1,397	74
Senior Master Sergeant	23,900	20,398	1,084	45	1	2,218	154
Master Sergeant . .	88,963	79,252	1,243	145	1	8,290	32
Technical Sergeant	86,324	76,787	1,023	256	-	8,216	42
Staff Sergeant . .	48,344	38,040	563	538	4	9,150	49
Sergeant	8,370	2,834	65	1,179	1	4,270	21
Airman First Class	4,250	313	12	750	-	3,142	33
Airman	1,872	67	7	271	-	1,501	26
Airman Basic . . .	437	44	7	88	2	288	8
Aviation Cadet . .	1	-	-	-	-	1	-

a/ Includes TITLE III

OPR: Systems Management Division, Randolph Air Force Base, Texas.

Source: PMC-P622, USAF Retired Officers and Airmen by Grade and Type Retirement, as of 31 May 1975.

UNCLASSIFIED

UNCLASSIFIED

TABLE 103 — DISTRIBUTION OF USAF REGULAR (MALE AND FEMALE) LINE AND OTHER THAN
LINE COMMISSIONED OFFICERS BY PERMANENT GRADE AND TEMPORARY GRADE
IN WHICH SERVING — 30 JUNE 1975

PERMANENT GRADE	GRADE IN WHICH SERVING										
	TOTAL	GEN	LT GEN	MAJ GEN	BRIG GEN	COL	LT COL	MAJ	CPT	1LT	2LT
<u>TOTAL</u>	<u>58,941</u>	<u>13</u>	<u>41</u>	<u>130</u>	<u>180</u>	<u>5,428</u>	<u>12,541</u>	<u>16,154</u>	<u>20,919</u>	<u>1,953</u>	<u>1,582</u>
Maj Gen.	91	13	38	40	-	-	-	-	-	-	-
Brig Gen.	105	-	3	74	28	-	-	-	-	-	-
Col.	1,985	-	-	15	111	1,859	-	-	-	-	-
Lt Col.	5,773	-	-	1	38	2,743	2,991	-	-	-	-
Maj.	18,130	-	-	-	3	818	9,337	7,972	-	-	-
Capt.	21,638	-	-	-	-	8	213	8,141	13,276	-	-
1Lt.	8,641	-	-	-	-	-	-	41	7,627	973	-
2Lt.	2,578	-	-	-	-	-	-	-	16	980	1,582
Unk.	-	-	-	-	-	-	-	-	-	-	-

29,051 Serving One Grade Above Permanent Grade
 1,157 Serving Two Grades Above Permanent Grade
 12 Serving Three Grades Above Permanent Grade
 - Serving Four Grades Above Permanent Grade

OPR: Systems Management Division, Randolph Air Force Base, Texas
 SOURCE: Uniform Officer Record

UNCLASSIFIED

UNCLASSIFIED

TABLE 104 - DISTRIBUTION OF USAF NON-REGULAR (MALE AND FEMALE) LINE AND OTHER THAN LINE COMMISSIONED OFFICERS BY PERMANENT GRADE AND TEMPORARY GRADE IN WHICH SERVING - 30 JUNE 1975

PERMANENT GRADE	GRADE IN WHICH SERVING										
	TOTAL	GEN	LT GEN	MAJ GEN	BRIG GEN	COL	LT COL	MAJ	CPT	1LT	2LT
<u>TOTAL</u>	<u>46,181</u>	-	-	<u>3</u>	<u>2</u>	<u>157</u>	<u>576</u>	<u>4,488</u>	<u>18,252</u>	<u>13,097</u>	<u>9,606</u>
Maj Gen.	4	-	-	3	-	1	-	-	-	-	-
Brig Gen	2	-	-	-	2	-	-	-	-	-	-
Col.	180	-	-	-	-	150	30	-	-	-	-
Lt Col	642	-	-	-	-	4	411	226	-	1	-
Maj.	2,964	-	-	-	-	2	133	2,714	114	1	-
Capt	14,585	-	-	-	-	-	2	1,518	12,996	66	3
1Lt.	13,695	-	-	-	-	-	-	30	5,073	8,561	31
2Lt.	14,109	-	-	-	-	-	-	-	69	4,468	9,572
Unk.	-	-	-	-	-	-	-	-	-	-	-

11,196 Serving One Grade Above Permanent Grade
 103 Serving Two Grades Above Permanent Grade
 - Serving Three Grades Above Permanent Grade
 - Serving Four Grades Above Permanent Grade

OPR: Systems Management Division, Randolph Air Force Base, Texas
 SOURCE: Uniform Officer Record

UNCLASSIFIED

UNCLASSIFIED

TABLE 105 - NON-BATTLE DEATHS OF USAF OFFICERS BY AERONAUTICAL RATING,
BY GRADE IN WHICH SERVING AT TIME OF DEATH -
WORLD-WIDE - SEMIANNUALLY - FY 1975

GRADE	TOTAL	PILOT DEATHS			NAVIGATOR/OBSERVER DEATHS		
		TOTAL	First Half FY 1 Jul 1974 thru 31 Dec 1974	Last Half FY 1 Jan 1975 thru 30 Jun 1975	TOTAL	First Half FY 1 Jul 1974 thru 31 Dec 1974	Last Half FY 1 Jan 1975 thru 30 Jun 1975
TOTAL	<u>67</u>	<u>51</u>	<u>23</u>	<u>28</u>	<u>16</u>	<u>9</u>	<u>7</u>
General	-	-	-	-	-	-	-
Colonel	3	2	-	2	1	1	-
Lieutenant Colonel	11	7	1	6	4	1	3
Major	23	18	4	14	5	4	1
Captain	18	14	12	2	4	2	2
First Lieutenant	10	8	4	4	2	1	1
Second Lieutenant	2	2	2	-	-	-	-

OPR: Systems Management Division, Randolph Air Force Base, Texas.
Source: Casualty History File

TABLE 106 - NON-BATTLE DEATHS OF USAF OFFICERS AND AIRMEN BY GRADE IN WHICH
SERVING AT TIME OF DEATH - WORLD-WIDE -
SEMIANNUALLY - FY 1975

GRADE	OFFICER DEATHS			AIRMAN GRADE	AIRMAN DEATHS		
	TOTAL	FIRST HALF FY 1975 1 Jul 1974 thru 31 Dec 1974	LAST HALF FY 1975 1 Jan 1975 thru 30 Jun 1975		TOTAL	FIRST HALF FY 1975 1 Jul 1974 thru 31 Dec 1974	LAST HALF FY 1975 1 Jan 1975 thru 30 Jun 1975
TOTAL	<u>75</u>	<u>47</u>	<u>28</u>	TOTAL	<u>574</u>	<u>288</u>	<u>286</u>
General	1	1	-	Chief Master Sergeant	13	10	3
Colonel	7	5	2	Senior Master Sergeant	11	4	7
Lieutenant Colonel	14	8	6	Master Sergeant . . .	42	20	22
Major	10	5	5	Technical Sergeant. .	68	30	38
Captain	30	20	10	Staff Sergeant. . . .	97	51	46
First Lieutenant. .	6	4	2	Sergeant.	151	74	77
Second Lieutenant .	7	4	3	Airman First Class. .	118	60	58
Warrant Officer . .				Airman.	60	31	29
				Airman Basic.	14	8	6

OPR: Systems Management Division, Randolph Air Force Base, Texas.
Source: Casualty History File

UNCLASSIFIED

UNCLASSIFIED

TABLE 107 - NON-BATTLE DEATHS OF USAF OFFICERS BY AGE GROUP, BY GRADE IN WHICH SERVING AT TIME OF DEATH - WORLD-WIDE - SEMIANNUALLY - FY 1975

GRADE	TOTAL	AGE GROUP							
		20 thru 24	25 thru 29	30 thru 34	35 thru 39	40 thru 44	45 thru 49	50 thru 54	55 and Older
<u>TOTAL</u>	<u>75</u>	<u>6</u>	<u>20</u>	<u>15</u>	<u>10</u>	<u>11</u>	<u>4</u>	<u>9</u>	<u>-</u>
<u>First Half FY 1975 - Total</u> . . .	<u>47</u>	<u>4</u>	<u>13</u>	<u>10</u>	<u>6</u>	<u>6</u>	<u>4</u>	<u>4</u>	<u>-</u>
General	1	-	-	-	-	-	1	-	-
Colonel	5	-	-	-	-	-	1	4	-
Lieutenant Colonel	8	-	-	-	2	4	2	-	-
Major	5	-	-	2	2	1	-	-	-
Captain	20	-	9	8	2	1	-	-	-
First Lieutenant	4	-	4	-	-	-	-	-	-
Second Lieutenant	4	4	-	-	-	-	-	-	-
Warrant Officer	-	-	-	-	-	-	-	-	-
<u>Last Half FY 1975 - Total</u>	<u>28</u>	<u>2</u>	<u>7</u>	<u>5</u>	<u>4</u>	<u>5</u>	<u>-</u>	<u>5</u>	<u>-</u>
General	-	-	-	-	-	-	-	-	-
Colonel	2	-	-	-	-	-	-	2	-
Lieutenant Colonel	6	-	-	-	-	4	-	2	-
Major	5	-	-	-	3	1	-	1	-
Captain	10	-	4	5	1	-	-	-	-
First Lieutenant	2	-	2	-	-	-	-	-	-
Second Lieutenant	3	2	1	-	-	-	-	-	-
Warrant Officer	-	-	-	-	-	-	-	-	-

OPR: Systems Management Division, Randolph Air Force Base, Texas.
Source: Casualty History File

TABLE 108 - NON-BATTLE DEATHS OF AIRMEN BY AGE GROUP, BY GRADE IN WHICH SERVING AT TIME OF DEATH - WORLD-WIDE - SEMIANNUALLY - FY 1975

GRADE	TOTAL	AGE GROUP								
		17 thru 19	20 thru 24	25 thru 29	30 thru 34	35 thru 39	40 thru 44	45 thru 49	50 thru 54	55 and Older
<u>TOTAL</u>	<u>574</u>	<u>55</u>	<u>243</u>	<u>92</u>	<u>41</u>	<u>79</u>	<u>47</u>	<u>14</u>	<u>1</u>	<u>2</u>
<u>First Half FY 1975 - Total</u>	<u>288</u>	<u>35</u>	<u>117</u>	<u>47</u>	<u>16</u>	<u>40</u>	<u>22</u>	<u>10</u>	<u>1</u>	<u>-</u>
Chief Master Sergeant	10	-	-	-	-	-	4	5	1	-
Senior Master Sergeant	4	-	-	-	-	1	1	2	-	-
Master Sergeant	20	-	-	-	-	9	8	3	-	-
Technical Sergeant	30	-	-	-	6	19	5	-	-	-
Staff Sergeant	51	-	5	21	10	11	4	-	-	-
Sergeant	74	-	51	23	-	-	-	-	-	-
Airman First Class	60	18	40	2	-	-	-	-	-	-
Airman	31	14	16	1	-	-	-	-	-	-
Airman Basic	8	3	5	-	-	-	-	-	-	-
<u>Last Half FY 1975 - Total</u>	<u>286</u>	<u>20</u>	<u>126</u>	<u>45</u>	<u>25</u>	<u>39</u>	<u>25</u>	<u>4</u>	<u>-</u>	<u>2</u>
Chief Master Sergeant	3	-	-	-	-	-	3	-	-	-
Senior Master Sergeant	7	-	-	-	-	2	4	1	-	-
Master Sergeant	22	-	-	-	1	9	10	2	-	-
Technical Sergeant	38	-	-	2	8	20	6	1	-	1
Staff Sergeant	46	-	2	19	16	6	2	-	-	1
Sergeant	77	-	55	20	-	2	-	-	-	-
Airman First Class	58	5	50	3	-	-	-	-	-	-
Airman	29	14	14	1	-	-	-	-	-	-
Airman Basic	6	1	5	-	-	-	-	-	-	-

OPR: Systems Management Division, Randolph Air Force Base, Texas.
Source: Casualty History File

UNCLASSIFIED

UNCLASSIFIED

TABLE 109 - NON-BATTLE DEATHS OF USAF OFFICERS BY AGE GROUP, BY CAUSATIVE AGENT - WORLD-WIDE - SEMIANNUALLY - FY 1975

CAUSATIVE AGENT	TOTAL	AGE GROUP							
		20 thru 24	25 thru 29	30 thru 34	35 thru 39	40 thru 44	45 thru 49	50 thru 54	55 and Older
<u>FY 1975 - TOTAL</u>	<u>75</u>	<u>6</u>	<u>20</u>	<u>15</u>	<u>10</u>	<u>11</u>	<u>4</u>	<u>9</u>	<u>-</u>
<u>First Half FY 1975 - Total. . .</u>	<u>47</u>	<u>4</u>	<u>13</u>	<u>10</u>	<u>6</u>	<u>6</u>	<u>4</u>	<u>4</u>	<u>-</u>
Aircraft Accident	18	4	8	5	1	-	-	-	-
Vehicle Accident.	5	-	3	2	-	-	-	-	-
Disease	16	-	-	-	4	4	4	4	-
Other	8	-	2	3	1	2	-	-	-
<u>Last Half FY 1975 - Total . . .</u>	<u>28</u>	<u>2</u>	<u>7</u>	<u>5</u>	<u>4</u>	<u>5</u>	<u>-</u>	<u>5</u>	<u>-</u>
Aircraft Accident	7	1	4	1	1	-	-	-	-
Vehicle Accident.	2	-	-	1	-	-	-	-	-
Disease	12	-	1	2	3	3	-	3	-
Other	7	1	2	1	-	2	-	1	-

OPR: Systems Management Division, Randolph Air Force Base, Texas.
Source: Casualty History File

TABLE 110 - NON-BATTLE DEATHS OF AIRMEN BY AGE GROUP, BY CAUSATIVE AGENT - WORLD-WIDE - SEMIANNUALLY - FY 1975

CAUSATIVE AGENT	TOTAL	AGE GROUP							
		17 thru 19	20 thru 24	25 thru 29	30 thru 34	35 thru 39	40 thru 44	45 thru 49	50 and Older
<u>FY 1975 - TOTAL</u>	<u>574</u>	<u>55</u>	<u>243</u>	<u>92</u>	<u>41</u>	<u>79</u>	<u>47</u>	<u>14</u>	<u>3</u>
<u>First Half FY 1975-Total</u>	<u>288</u>	<u>35</u>	<u>117</u>	<u>47</u>	<u>16</u>	<u>40</u>	<u>22</u>	<u>10</u>	<u>1</u>
Aircraft Accident	10	1	3	1	2	3	-	-	-
Vehicle Accident.	118	22	55	25	7	4	2	3	-
Disease	55	2	6	5	-	21	14	6	1
Other	105	10	53	16	7	12	6	1	-
<u>Last Half FY 1975 - Total</u>	<u>286</u>	<u>20</u>	<u>126</u>	<u>45</u>	<u>25</u>	<u>39</u>	<u>25</u>	<u>4</u>	<u>2</u>
Aircraft Accident	46	2	20	7	9	6	-	2	-
Vehicle Accident.	75	9	42	11	7	4	2	-	-
Disease	65	1	11	8	4	16	21	2	2
Other	100	8	53	19	5	13	2	-	-

OPR: Systems Management Division, Randolph Air Force Base, Texas.
Source: Casualty History File

UNCLASSIFIED

UNCLASSIFIED

TABLE III - SOUTHEAST ASIA BATTLE DEATHS OF USAF OFFICERS BY AERONAUTICAL RATING, BY GRADE IN WHICH SERVING AT TIME OF DEATH - SEMIANNUALLY - FY 1975¹

GRADE	TOTAL	PILOT DEATHS			NAVIGATORS/OBSERVER DEATHS		
		TOTAL	FIRST HALF FY 1975 1 Jul 1974 thru 31 Dec 1974	LAST HALF FY 1975 1 Jan 1975 thru 30 Jun 1975	TOTAL	FIRST HALF FY 1975 1 Jul 1974 thru 31 Dec 1974	LAST HALF FY 1975 1 Jan 1975 thru 30 Jun 1975
<u>TOTAL</u>	<u>48</u>	<u>37</u>	<u>23</u>	<u>14</u>	<u>11</u>	<u>4</u>	<u>7</u>
Gen	1	1	1	-	-	-	-
Col	8	7	6	1	1	1	-
Lt Col.	6	6	4	2	-	-	-
Maj	17	11	7	4	6	2	4
Capt.	15	11	5	6	4	1	3
1Lt	-	-	-	-	-	-	-
2Lt	1	1	-	1	-	-	-

1. Data reflect status changes from Missing In Action to Killed In Action.

OPR: Systems Management Division, Randolph Air Force Base, Texas.
Source: Casualty History File

TABLE II2 - SOUTHEAST ASIA BATTLE DEATHS OF USAF OFFICERS AND AIRMEN BY GRADE IN WHICH SERVING AT TIME OF DEATH - SEMIANNUALLY - FY 1975¹

GRADE	OFFICER DEATHS			AIRMAN GRADE	AIRMAN DEATHS		
	TOTAL	FIRST HALF FY 1975 1 Jul 1974 thru 31 Dec 1974	LAST HALF FY 1975 1 Jan 1975 thru 30 Jun 1975		TOTAL	FIRST HALF FY 1975 1 Jul 1974 thru 31 Dec 1974	LAST HALF FY 1975 1 Jan 1975 thru 30 Jun 1975
<u>TOTAL</u>	<u>47</u>	<u>26</u>	<u>21</u>	<u>TOTAL</u>	<u>5</u>	<u>2</u>	<u>3</u>
Gen.	-	-	-	CMSgt	1	1	-
Col.	8	7	1	SMSgt	-	-	-
Lt Col	6	4	2	MSgt.	3	1	2
Maj.	17	9	8	TSgt.	-	-	-
Capt	15	6	9	SSgt.	1	-	1
1Lt.	-	-	-	Sgt	-	-	-
2Lt.	1	-	1	Amn 1st Class	-	-	-
Warrant Officer				Amn	-	-	-
				Amn Basic	-	-	-

1. Data reflect status changes from Missing In Action to Killed In Action.

OPR: Systems Management Division, Randolph Air Force Base, Texas.
Source: Casualty History File

UNCLASSIFIED

UNCLASSIFIED

TABLE 113 - USAF MANAGEMENT HEADQUARTERS - BY MILITARY AND CIVILIAN PERSONNEL
FY 1974 AND FY 1975 - AS OF 30 JUNE 1975 (CONTINUED)

USAF MANAGEMENT HEADQUARTERS (Cont'd.)

	<u>FY 1974 ACTUAL</u>			<u>FY 1975 ACTUAL</u>		
	<u>Military</u>	<u>Civilian</u>	<u>Total</u>	<u>Military</u>	<u>Civilian</u>	<u>Total</u>
HQ TAC	1,313	370	1,683	1,159	330	1,489
4510 Spt Sq	423	69	492	341	56	397
9 Air Force	279	37	316	241	34	275
12 Air Force	288	38	326	277	35	312
TOTAL TAC	<u>2,303</u>	<u>514</u>	<u>2,817</u>	<u>2,018</u>	<u>455</u>	<u>2,473</u>
HQ USAFE	1,061	318	1,379	1,002	311	1,313
7260 Spt Sq	375	46	421	249	81	330
3 Air Force	44	17	61	42	13	55
16 Air Force	42	17	59	31	13	44
17 Air Force	33	7	40	33	7	40
TOTAL USAFE	<u>1,555</u>	<u>405</u>	<u>1,906</u>	<u>1,357</u>	<u>425</u>	<u>1,702</u>
HQ USAFSSO	128	39	167	107	31	138
5700 Spt Sq	23	1	24	9	1	10
TOTAL USAFSSO	<u>151</u>	<u>40</u>	<u>191</u>	<u>116</u>	<u>32</u>	<u>148</u>
HQ USAFSS	481	200	681	416	185	601
6961 Spt Sq	89	31	120	78	32	110
TOTAL USAFSS	<u>570</u>	<u>231</u>	<u>801</u>	<u>494</u>	<u>217</u>	<u>711</u>
<u>TOTAL USAF MANAGEMENT HEADQUARTERS</u>	<u>21,365</u>	<u>11,259</u>	<u>32,624</u>	<u>19,428</u>	<u>10,258</u>	<u>29,686</u>

OPR: AF/PRMO

UNCLASSIFIED

UNCLASSIFIED

PERSONNEL (Continued)

CIVILIAN PERSONNEL

INTRODUCTION

Prior year editions of the USAF Statistical Digest have contained no significant information on USAF Civilian Personnel. To correct this discrepancy the tables in this section are being introduced with this edition to establish a baseline of data which will then be continued with future editions of this document.

Tables in this section provide data on total USAF civilian personnel by grade and minority groupings, by command, by non-chargeable against end strength and overall totals by month during the fiscal year. Additionally, information is provided on average salary trend comparisons by command. Some of these data were previously published in the USAF Management Summary, which has been discontinued as a USAF publication.

UNCLASSIFIED

TABLE 114 - USAF CIVILIAN PERSONNEL STRENGTH, CHARGEABLE AND TOTAL EMPLOYMENT -
BY MONTH - AS OF END OF FY 1975

	<u>TOTAL CIVILIAN EMPLOYMENT</u>	<u>NONCHARGEABLE CIVILIAN STRENGTH</u>	<u>TOTAL CHARGEABLE CIVILIAN STRENGTH</u>	<u>DIRECT HIRE</u>	<u>INDIRECT HIRE</u>
FY 74	<u>296,628</u>	<u>7,210</u>	<u>289,418</u>	<u>(273,602)</u>	<u>(15,816)</u>
FY 75					
JUL	297,589	8,314	289,275	(273,538)	(15,737)
AUG	292,336	5,127	287,209	(271,474)	(15,735)
SEP	289,100	3,715	285,385	(269,664)	(15,721)
OCT	288,458	3,520	284,938	(269,527)	(15,411)
NOV	288,771	3,667	285,104	(269,780)	(15,324)
DEC	287,492	3,598	284,344	(269,349)	(14,995)
JAN	286,634	3,515	283,119	(268,194)	(14,925)
FEB	285,019	3,489	281,530	(266,822)	(14,708)
MAR	283,551	3,426	280,125	(265,489)	(14,636)
APR	282,290	2,921	279,369	(264,764)	(14,605)
MAY	281,918	2,691	279,227	(264,675)	(14,552)
JUN	282,726	4,741	277,985	(263,725)	(14,260)
END FY 75 AUTHORIZED			<u>281,166</u>	<u>(265,578)</u>	<u>(15,588)</u>

COMMENTS: Total civilian employment portion of the chart is inclusive of nonchargeable civilian strength associated with Youth Opportunity, Public Service Careers, and other special programs. Contrasted to that is strength chargeable to manpower authorizations. Commencing with this fiscal year (FY 75), civilian direct hire strength levels are authorized by Congress.

SOURCE: DPC Assigned Strength - 30 Jun 1975
OPR: AF/DPCX

UNCLASSIFIED

UNCLASSIFIED

TABLE 115 - TOTAL USAF CIVILIAN EMPLOYMENT BY U.S. CIVILIANS AND NON-U.S. CIVILIANS,
BY GEOGRAPHICAL AREA - BY COMMAND - AS OF 30 JUNE 1975

COMMAND	U.S. CITIZENS			NON-US DIRECT	TOTAL DIRECT	NON-US INDIRECT	GRAND TOTAL
	CONUS	O'SEAS	TOTAL				
AAC		1,973	1,973		1,973		1,973
AFAA	519	25	544	6	550	4	554
USAF A	2,042		2,042		2,042		2,042
ADC	5,510	86	5,596	18	5,614		5,614
USAF C	2,115		2,115		2,115		2,115
USAF E		3,065	3,065	700	3,765	8,404	12,169
AFRES	11,192		11,192		11,192		11,192
ANG (5)	1,023		1,023		1,023		1,023
ANG (32)	22,216	334	22,550		22,550		22,550
ATC	18,461	1	18,462	6	18,468		18,468
AU	2,339		2,339		2,339		2,339
AFCS	5,517	794	6,311	348	6,659	537	7,196
AFDAA	857		857		857		857
HQ USAF	2,498	6	2,504		2,504		2,504
HQ COMD	3,013	81	3,094	38	3,132	69	3,201
AFIS	135	9	144	12	156		156
AFISC	147		147		147		147
AFLC	91,152	124	91,276	33	91,309	1	91,310
MAC	13,966	646	14,612	1,399	16,011	688	16,699
AFMPC	648		648		648		648
OSI	234	71	305	17	322	30	352
PACAF		3,632	3,632	6,054	9,686	3,865	13,551
ARPC	724		724		724		724
SAC	19,485	753	20,238	159	20,397		20,397
USAFSO		172	172	582	754		754
AFSC	29,920	43	29,963		29,963		29,963
TAC	11,525		11,525		11,525		11,525
AFTEC	44		44		44		44
USAFSS	1,312	367	1,679	318	1,997	662	2,659
TOTAL	246,594	12,182	258,776	9,690	268,466	14,260	282,726

UNCLASSIFIED

UNCLASSIFIED

NOTE: This report includes 4,592 nonchargeable youths (4,376 CONUS, 196 overseas) and 149 non-chargeable Worker Trainee Opportunity employees.

UNCLASSIFIED

TABLE 113 -- CIVILIAN AVERAGE SALARY TREND COMPARISON, BY COMMAND AND SEPARATE OPERATING AGENCY -- GENERAL SCHEDULE, WAGE SUPERVISOR, WAGE LEADER AND WAGE GRADE WORKER -- AT END OF FY 1975

CMD/SOA	Avg GS Salary Of Jan-Jun 74 (Index: 100)	30 JUNE 1975		Avg WS Salary Of 30 Jun 74 (Index: 100)	30 JUNE 1975	
		Avg GS Salary	GS Sal Index		Avg WS Salary	WS Sal Index
AAC	10,740	10,850	101.0	22,104	23,064	104.3
AFAA	16,519	16,512	100.0	0	0	0
USAFA	10,753	10,790	100.3	13,420	13,328	99.3
ADC	11,905	11,786	99.0	14,662	15,372	104.8
AFAFC	11,971	12,070	100.8	14,428	14,823	102.7
USAFE	11,445	11,146	97.4	12,161	12,233	100.6
AFRES	12,386	12,514	101.0	14,977	15,385	102.7
ANG	10,503	10,549	100.4	15,736	16,006	101.7
ATC	11,282	11,248	99.7	13,780	14,308	103.8
AU	12,364	12,285	99.4	12,260	12,670	103.3
AFCS	12,461	11,875	95.3	15,120	DATA NOT AVAILABLE	
AFDAA	17,145	15,985	93.2	0	0	0
HQ USAF	16,484	16,007	97.1	0	0	0
HQ COMD	12,432	12,417	99.9	15,235	15,473	101.6
AFIS	17,218	16,443	95.5	0	0	0
AFISC	14,579	14,292	98.0	0	0	0
AFLC	13,536	13,677	101.0	15,459	15,836	102.4
MAC	11,703	11,422	97.6	15,217	15,564	102.3
AFMPC	12,998	12,532	96.4	0	0	0
AFOSI	11,814	11,504	97.4	0	0	0
PACAF	12,346	12,538	101.6	15,835	16,853	106.4
ARPC	9,381	9,490	101.2	13,666	13,660	100.0
SAC	10,958	10,890	99.4	14,106	14,712	104.3
AFSC	16,184	16,140	99.7	15,033	15,802	105.1
AFTEC	12,713	12,579	98.9	0	0	0
TAC	10,703	10,730	100.3	14,655	15,088	103.0
USAFSS	14,023	13,837	98.7	13,924	14,022	100.7
AIR FORCE- WIDE	13,218	13,179	99.70	15,097	15,540	102.93

NOTE: In accordance with AFR 40-312, para 6f, the averages shown on this table reflect the quarterly progress report on the average salary trend for the four categories of civilian positions. The first column reflects the baseline or starting point for each command and separate operating agency.

UNCLASSIFIED

UNCLASSIFIED

TABLE 116 -- CIVILIAN AVERAGE SALARY TREND COMPARISON, BY COMMAND AND SEPARATE OPERATING AGENCY -- GENERAL SCHEDULE, WAGE SUPERVISOR, WAGE LEADER AND WAGE GRADE WORKER -- AT END OF FY 1975 (CONTINUED)

CMD/SOA	Avg WL Salary Of 30 Jun 74 (Index: 100)	30 JUNE 1975		Avg WG Salary Of 30 Jun 74 (Index: 100)	30 JUNE 1975	
		Avg WL Salary	WL Sa Index		Avg WG Salary	WG Sal Index
AAC	18,677	19,505	104.4	15,072	15,784	104.7
AFAA	0	0	0	0	0	0
USAFA	10,724	11,131	103.8	9,716	10,020	103.1
ADC	12,220	12,759	104.4	10,224	10,536	103.1
AFAFC	11,627	11,920	102.5	10,976	10,683	97.3
USAFE	9,797	10,757	109.8	8,377	8,716	104.0
AFRES	13,190	13,453	102.0	11,530	11,991	104.0
ANG	12,809	11,894	92.9	11,866	11,924	100.5
ATC	12,344	12,523	101.5	10,142	10,527	103.8
AU	10,863	11,105	102.2	9,200	9,290	101.0
AFCS	13,334	DATA NOT AVAILABLE		11,926	DATA NOT AVAILABLE	
AFDAA	0	0	0	6,074	0	0
HQ USAF	0	0	0	10,239	10,806	105.5
HQ COMD	12,709	12,914	101.6	10,821	10,965	101.3
AFIS	0	0	0	0	0	0
AFISC	0	0	0	0	0	0
AFLC	12,817	13,543	105.7	11,103	11,547	104.0
MAC	13,278	13,424	101.1	11,170	11,249	100.7
AFMPC	0	0	0	0	0	0
AFOSI	0	0	0	0	0	0
PACAF	13,845	14,777	106.7	11,767	12,821	109.0
ARPC	0	0	0	10,442	10,828	103.7
SAC	11,771	12,318	104.6	9,851	10,402	105.6
AFSC	12,305	13,001	105.7	10,708	11,193	104.5
AFTEC	0	0	0	0	0	0
TAC	12,276	12,710	103.5	9,754	10,097	103.5
USAFSS	10,261	10,547	102.8	9,538	10,051	105.4
AIR FORCE- WIDE	12,630	13,101	103.73	10,863	11,271	103.76

Source: AFR 40-312, 26 June 1974 and Civilian Personnel Data System (E 201).
OPR: AF/DPCMC

UNCLASSIFIED

TABLE 117 - CIVILIAN/WOMEN MINORITY GROUP EMPLOYMENT, BY CLASSIFICATION AND GRADE,
BY RACE (WITH SUMMARY) - AS OF 30 JUNE 1975

GRADE LEVEL		NEGRO		SPAN-SURNAME		INDIAN		ORIENTAL		TOTAL MIN		WOMEN		GRADE TGT	PROPH/ACT	
		NBR	PCT	NBR	PCT	NBR	PCT	NBR	PCT	NBR	PCT	NBR	PCT		WOM	MIN
GS-01	F	28	6.80	16	3.88		.00	3	.73	47	11.41	285	69.17	412	265	59
	T	40	9.71	25	6.07		.00	5	1.21	70	16.93		.00			377
02	F	181	8.54	35	1.70	2	.09	7	.33	226	10.65	1667	78.63	2120	834	73
	T	229	10.38	69	3.25	3	.14	10	.47	302	14.25		.00			1129
03	F	939	7.13	644	4.93	39	.30	77	.59	1702	12.94	11283	85.84	13151	1486	151
	T	1151	8.74	959	7.29	42	.32	89	.68	2240	17.03		.00			1812
04	F	1120	5.75	863	4.43	46	.24	106	.54	2135	10.97	16235	83.42	19462	1284	199
	T	1452	7.46	1205	6.17	61	.31	122	.63	2835	14.57		.00			1649
01-04	F	2267	6.45	1563	4.45	87	.25	193	.55	4111	11.69	29476	83.87	35145	3869	470
	T	2862	8.14	2253	6.41	106	.30	226	.64	5447	15.50		.00			4967
GS-05	F	988	4.87	670	3.30	49	.24	112	.55	1819	8.96	14591	71.85	20307	812	199
	T	1421	7.00	1413	6.96	62	.31	133	.65	3029	14.92		.00			1284
06	F	349	4.79	160	2.20	12	.16	32	.44	553	7.59	5097	69.99	7282	306	59
	T	488	6.70	305	4.74	22	.30	40	.55	895	12.29		.00			464
07	F	335	2.96	173	1.53	18	.16	39	.34	565	4.99	5026	44.38	11324	349	102
	T	671	5.93	660	5.83	39	.34	80	.71	1456	12.83		.00			817
08	F	44	1.76	19	.76	5	.20	5	.20	73	2.92	897	35.94	2436	70	26
	T	131	5.25	97	3.89	12	.48	11	.44	251	10.06		.00			174
GS-08	F	1715	4.14	1022	2.47	84	.20	188	.45	3010	7.27	25611	61.85	41409	1536	386
	T	2711	6.55	2515	6.07	135	.33	264	.64	5625	13.59		.00			2743
GS-09	F	206	1.24	109	.65	14	.08	30	.18	358	2.16	3230	19.45	16603	201	55
	T	639	3.85	812	4.89	68	.41	126	.76	1645	9.91		.00			763
10	F	4	.38	3	.28		.00	3	.28	10	.94	145	13.68	1060	6	6
	T	32	3.02	44	4.15		.00	7	.66	83	7.83		.00			68
11	F	84	.57	28	.19	12	.08	12	.08	136	.93	1683	11.49	14646	113	54
	T	383	2.62	414	2.83	56	.38	140	.96	993	6.78		.00			621
12	F	51	.41	12	.10	2	.02	1	.01	66	.53	893	7.17	12448	45	17
	T	317	2.55	239	1.92	35	.28	93	.75	684	5.49		.00			443
09-12	F	345	.77	151	.34	28	.06	46	.10	570	1.27	5351	13.30	44757	371	142
	T	1371	3.06	1509	3.37	159	.36	366	.82	3465	7.61		.00			1895
GS-13	F	13	.16		.00		.00	4	.05	17	.21	267	3.30	8084	13	7
	T	185	2.29	92	1.14	12	.15	60	.74	349	4.32		.00			219

UNCLASSIFIED

UNCLASSIFIED

TABLE 117 — CIVILIAN WOMEN/MINORITY GROUP EMPLOYMENT, BY CLASSIFICATION AND GRADE,
BY RACE (WITH SUMMARY) — AS OF 30 JUNE 1975 (CONTINUED)

GRADE LEVEL		NEGRO		SPAN-SURNAME		INDIAN		ORIENTAL		TOTAL MIN		WOMEN		GRADE TOT	PROM/ACC	
		NBR	PCT	NBR	PCT	NBR	PCT	NBR	PCT	NBR	PCT	NBR	PCT		WOM	MIN
GS-14	F	1	.03		.00		.00	1	.03	2	.07	39	1.35	2882	10	1
	T	34	1.18	21	.73	4	.14	11	.38	71	2.43		.00			96
15	F		.00		.00		.00		.00		.00	10	1.02	976		1
	T	16	1.64	4	.41	1	.10	7	.72	28	2.87		.00			33
13-15	F	14	.12		.00		.00	5	.04	19	.16	316	2.65	11943	23	9
	T	235	1.97	117	.98	17	.14	78	.65	447	3.74		.00			347
GS-16	F		.00		.00		.00		.00		.00		.00	104		4
	T		.00	1	.96		.00		.00	1	.96		.00			
17	F		.00		.00		.00		.00		.00		.00	21		2
	T		.00		.00		.00		.00		.00		.00			
18	F		.00		.00		.00		.00		.00		.00	8		
	T		.00		.00		.00		.00		.00		.00			
16-UP	F		.00		.00		.00		.00		.00		.00	133		6
	T		.00	1	.75		.00		.00	1	.75		.00			
TOTAL GS	F	4342	3.26	2736	2.05	199	.15	432	.32	7709	5.78	61354	46.00	133387	5799	1017
	T	7179	5.38	6395	4.79	417	.31	934	.70	14925	11.19		.00			9458

UNCLASSIFIED

UNCLASSIFIED

TABLE 117 - CIVILIAN WOMEN/MINORITY GROUP EMPLOYMENT, BY CLASSIFICATION AND GRADE,
BY RACE (WITH SUMMARY) - AS OF 30 JUNE 1975 (CONTINUED)

GRADE LEVEL		NEGRO		SPAN-SURNAME		INDIAN		ORIENTAL		TOTAL MIN		WOMEN		GRADE TOT	PROFACCT	
		NBR	PCT	NBR	PCT	NBR	PCT	NBR	PCT	NBR	PCT	NBR	PCT		WOM	MIN
WG-01	F	42	7.05	3	.50	1	.17	3	.50	49	8.22	216	36.24	596	118	133
	T	119	19.97	29	4.87	2	.34	4	.67	154	25.84		.60			409
02	F	360	9.55	40	1.06	11	.29	6	.16	417	11.07	1002	26.59	3768	126	222
	T	943	25.03	259	6.87	26	.69	21	.56	1249	33.15		.60			1156
03	F	33	3.04	7	.56		.00	1	.08	46	3.67	126	10.06	1252	15	67
	T	246	19.65	111	8.87	7	.56	3	.24	367	29.31		.60			369
04	F	93	3.28	18	.60		.00	4	.13	121	4.01	369	12.22	3019	33	45
	T	642	21.27	267	8.84	9	.30	29	.96	947	31.37		.60			232
01-04	F	533	6.24	68	.79	12	.14	14	.16	633	7.33	1713	19.84	8635	292	437
	T	1950	22.58	666	7.71	44	.51	57	.66	2717	31.46		.60			2066
WG-05	F	175	2.91	35	.58	2	.03	2	.03	214	3.56	656	10.93	6604	85	106
	T	1155	19.24	596	9.93	37	.62	24	.40	1812	30.18		.60			535
06	F	241	3.82	62	.98	3	.05	3	.05	309	4.83	716	11.33	6317	26	51
	T	1574	24.92	1034	16.37	29	.46	34	.54	2671	42.28		.60			172
07	F	63	.97	31	.50	2	.03	2	.03	95	1.54	378	6.13	6165	44	133
	T	1154	18.72	863	14.10	52	.84	26	.42	2101	34.08		.60			466
08	F	123	1.23	72	.69	4	.04	2	.02	207	1.93	842	8.06	10453	104	334
	T	1323	12.71	1345	12.87	48	.46	45	.43	2767	26.47		.60			1032
05-08	F	605	2.09	200	.69	11	.04	9	.03	825	2.85	2592	9.96	28933	259	629
	T	5212	18.01	3844	13.28	166	.57	129	.45	9351	32.31		.60			2205
WG-09	F	86	.89	71	.73	7	.07		.00	164	1.73	612	6.33	9670	10	146
	T	901	9.32	1507	15.58	84	.87	32	.33	2524	26.19		.60			383
10	F	61	.24	43	.17	3	.01	3	.01	110	.44	602	2.41	24941	4	70
	T	1253	5.02	2741	10.99	137	.55	139	.56	4270	17.12		.60			711
11	F	5	.03	3	.05		.00		.00	8	.13	51	.83	6119	1	15
	T	242	3.95	549	8.97	11	.18	50	.82	852	13.92		.60			286
12	F	1	.04		.00		.00		.00	1	.04	13	.46	2800		4
	T	87	2.86	323	11.54	13	.46	24	.86	440	15.71		.60			53
09-12	F	153	.35	117	.27	10	.02	3	.01	283	.65	1278	2.94	43530	15	135
	T	2475	9.69	5129	11.76	245	.56	245	.56	8066	18.58		.60			1433
WG-13	F		.00		.00		.00		.00		.01		.60	469		12
	T	6	1.28	27	5.76	6	1.28	6	1.28	45	9.53		.60			

UNCLASSIFIED

UNCLASSIFIED

TABLE 117 - CIVILIAN WOMEN/MINORITY GROUP EMPLOYMENT, BY CLASSIFICATION AND GRADE,
BY RACE (WITH SUMMARY) - AS OF 30 JUNE 1975 (CONTINUED)

GRADE LEVEL		NEGRO		SPAN-SURNAME		INDIAN		ORIENTAL		TOTAL MIN		WOMEN		GRADE TOT	PROM/200	
		NBR	PCT	NBR	PCT	NBR	PCT	NBR	PCT	NBR	PCT	NBR	PCT		401	114
WG-14	F		.00		.00		.00		.00		.00	1	.71			1
	T	2	1.42	3	2.13		.00		.00	5	3.55		.00	141		5
15	F		.00		.00		.00		.00		.00		.00			
	T		.00		.00		.00		.00		.00		.00	4		
13-15	F		.00		.00		.00		.00		.00	1	.16			1
	T	3	1.30	30	4.89	6	.98	6	.98	50	8.14		.00	614		1
TOTAL WG	F	1297	1.59	385	.47	33	.04	26	.03	1741	2.13	5584	6.83			566 1262
	T	9645	11.80	9660	11.82	461	.56	437	.53	20204	24.72		.00	81718		5721

UNCLASSIFIED

UNCLASSIFIED

TABLE I17 - CIVILIAN WOMEN/MINORITY GROUP EMPLOYMENT, BY CLASSIFICATION AND GRADE, BY RACE (WITH SUMMARY) - AS OF 30 JUNE 1975 (CONTINUED)

GRADE LEVEL		NEGRO		SPAN-SURNAME		INDIAN		ORIENTAL		TOTAL MIN		WOMEN		GRADE TOT	PROM/ACC	
		NBR	PCT	NBR	PCT	NBR	PCT	NBR	PCT	NBR	PCT	NBR	PCT		NO	MIN
NL-01	F	1	100.00		.00		.00		.00	1	100.00	1	100.00	1		
	T	1	100.00		.00		.00		.00	1	100.00		.00			
02	F	7	8.97		.00		.00		.00	7	8.97	14	17.95	78	2	3
	T	27	34.62	6	7.69		.00		.00	33	42.31		.00			4
03	F	1	4.76		.00		.00		.00	1	4.76	1	4.76	21		1
	T	2	9.52		.00		.00	1	4.76	3	14.29		.00			2
04	F		.00		.00		.00		.00		.00	2	1.39	144		2
	T	27	18.75	12	8.33		.00	1	.69	40	27.78		.00			5
01-04	F	9	3.69		.00		.00		.00	9	3.69	18	7.38	244	2	6
	T	57	23.36	18	7.38		.00	2	.82	77	31.56		.00			11
NL-05	F		.00		.00		.00		.00		.00	1	1.11	90		
	T	14	15.56	11	12.22		.00		.00	25	27.78		.00			
06	F	2	1.90		.00		.00		.00	2	1.93	3	2.86	105		1
	T	28	26.67	9	8.57	1	.95		.00	38	36.13		.00			3
07	F		.00		.00		.00		.00		.00		.00	58		
	T	9	15.52	7	12.07		.00	1	1.72	17	29.31		.00			1
08	F	1	.34		.00		.00		.00	1	.34	4	1.38	290		3
	T	28	9.66	25	8.62		.00	2	.69	55	18.97		.00			12
05-08	F	3	.55		.00		.00		.00	3	.55	8	1.47	543		4
	T	73	14.55	52	9.58	1	.16	3	.55	135	24.86		.00			16
NL-09	F		.00		.00		.00		.00		.00	1	.19	536		2
	T	20	3.73	41	7.65	2	.37		.00	63	11.75		.00			17
10	F		.00		.00		.00		.00		.00		.00	1329		3
	T	35	2.63	52	3.91	2	.15	7	.53	96	7.22		.00			34
11	F		.00		.00		.00		.00		.00		.00	162		7
	T	7	4.32	8	4.94		.00	2	1.23	17	10.49		.00			20
12	F		.00		.00		.00		.00		.00		.00	8		
	T		.00	1	12.50		.00	1	12.50	2	25.00		.00			
09-12	F		.00		.00		.00		.00		.00	1	.65	2035		12
	T	62	3.05	102	5.01	4	.20	10	.49	178	8.75		.00			71
NL-13	F		.00		.00		.00		.00		.00		.00	4		4
	T		.00		.00		.00		.00		.00		.00			

UNCLASSIFIED

UNCLASSIFIED

TABLE 117 - CIVILIAN WOMEN/MINORITY GROUP EMPLOYMENT, BY CLASSIFICATION AND GRADE,
BY RACE (WITH SUMMARY) - AS OF 30 JUNE 1975 (CONTINUED)

GRADE LEVEL		NEGRO		SPAN-PORTUGUESE		INDIAN		ORIENTAL		TOTAL MIN		WOMEN		GRADE INT	GROUP
		NBR	PCT	NBR	PCT	NBR	PCT	NBR	PCT	NBR	PCT	NBR	PCT		
NL-15	F		.00		.00		.00		.00		.00		.00	1	
	T		.00		.00		.00		.00		.00		.00		
13-15	F		.00		.00		.00		.00		.00		.00	5	4
	T		.00		.00		.00		.00		.00		.00		
TOTAL WL	F	12	.42		.00		.00		.00	12	.42	27	.96	2827	2 22
	T	193	7.30	172	6.08	5	.18	15	.53	390	13.81		.00		

UNCLASSIFIED

UNCLASSIFIED

TABLE 117 - CIVILIAN WOMEN/MINORITY GROUP EMPLOYMENT, BY CLASSIFICATION AND GRADE,
BY RACE (WITH SUMMARY) - AS OF 30 JUNE 1975 (CONTINUED)

GRADE LEVEL		NEGRO		SPAN-SUBNAME		INDIAN		ORIENTAL		TOTAL MIN		WOMEN		GRADE TOT	PROM/ACC	
		NBR	PCT	NBR	PCT	NBR	PCT	NBR	PCT	NBR	PCT	NBR	PCT		NBR	MIN
MS-01	F	1	1.49		.00		.00		.00	1	1.49	5	7.46			2
	T	13	28.36	7	10.45		.00		.00	20	38.81		.00	67		4
02	F		.00		.00		.00		.00		.00	1	2.27			2
	T	6	13.64	2	4.55		.00	2	4.55	10	22.73		.00	44		
03	F		.00		.00		.00		.00		.00	1	.68			2
	T	20	13.70	15	10.27		.00	2	1.37	37	25.34		.00	146		5
04	F	1	.50		.00		.00		.00	1	.50	3	1.49			5
	T	32	15.92	21	10.45		.00		.00	53	26.37		.00	201		10
01-04	F	2	.44		.00		.00		.00	2	.44	10	2.18			9
	T	77	16.81	45	9.83		.00	4	.87	126	27.51		.00	458		21
MS-05	F	1	.24		.00		.00		.00	1	.24	3	.71			5
	T	59	14.01	51	12.11	4	.95	3	.71	117	27.73		.00	421		18
06	F	3	.50		.00		.00		.00	3	.50	7	1.17			9
	T	77	12.92	59	9.90	2	.34	3	.50	141	23.66		.00	596		33
07	F	3	.35		.00		.00		.00	3	.35	11	1.27			7
	T	62	7.18	85	9.84	6	.69	4	.46	157	18.17		.00	864		39
08	F	1	.10		.00		.00		.00	1	.10	10	.97			16
	T	57	5.54	83	8.66	5	.49	9	.88	160	15.56		.00	1028		72
05-08	F	9	.28		.00		.00		.00	8	.28	31	1.07			37
	T	255	8.77	284	9.76	17	.58	19	.65	575	19.77		.00	2909		162
MS-09	F		.00		.00		.00		.00		.00	10	.56			16
	T	54	3.22	127	7.06	12	.67	11	.61	208	11.56		.00	1799		91
10	F		.00		.00		.00		.00		.00	3	.18			10
	T	54	3.15	143	8.35	10	.58	12	.70	219	12.79		.00	1712		94
11	F		.00		.00		.00		.00		.00	2	.23			8
	T	11	1.27	56	6.47	5	.58	10	1.15	82	9.47		.00	866		59
12	F		.00		.00		.00		.00		.00		.00			1
	T	5	1.71	25	5.33	4	.85	10	2.13	47	10.02		.00	469		17
09-12	F		.00		.00		.00		.00		.00	15	.31			35
	T	131	2.70	351	7.24	31	.64	43	.89	556	11.47		.00	4846		261
MS-13	F		.00		.00		.00		.00		.00		.00			1
	T	3	.84	17	4.74	1	.28	5	1.39	20	7.24		.00	359		17

UNCLASSIFIED

UNCLASSIFIED

TABLE 117 - CIVILIAN WOMEN/MINORITY GROUP EMPLOYMENT, BY CLASSIFICATION AND GRADE,
BY RACE (WITH SUMMARY) - AS OF 30 JUNE 1975 (CONTINUED)

GRADE LEVEL		NEGRO		SPAN-SUPNAME		INDIAN		ORIENTAL		TOTAL MIN		WOMEN		GRADE TOT	PROFESS NBR MIN
		NBR	PCT	NBR	PCT	NBR	PCT	NBR	PCT	NBR	PCT	NBR	PCT		
MS-14	F		.00		.00		.00		.00		.00		.00	281	6
	T	4	1.42	14	4.98	5	1.78	5	1.75	28	9.9%		.00		
15	F		.00		.00		.00		.00		.00		.00	116	3
	T	2	1.72	3	2.59	1	.86	1	.86	7	6.03		.00		
13-15	F		.00		.00		.00		.00		.00		.00	756	26
	T	9	1.19	34	4.50	7	.93	11	1.46	61	8.07		.00		
MS-16	F		.00		.00		.00		.00		.00		.00	72	
	T		.00	3	4.17	1	1.39	1	1.39	5	6.9%		.00		
17	F		.00		.00		.00		.00		.00		.00	20	1
	T		.00	1	5.00		.00		.00	1	5.00		.00		
18	F		.00		.00		.00		.00		.00		.00	19	
	T		.00	1	5.26		.00		.00	1	5.26		.00		
19	F		.00		.00		.00		.00		.00		.00	17	1
	T		.00	1	5.88		.00		.00	1	5.88		.00		
15-UP	F		.00		.00		.00		.00		.00		.00	128	2
	T		.00	6	4.69	1	.78	1	.78	8	6.25		.00		
TOTAL MS	F	10	.11		.00		.00		.00	10	.11	56	.62	9897	472
	T	472	5.19	720	7.91	56	.62	78	.86	1326	14.58		.00		

Source: Data Systems Group (RRA-Q-0054 - Part I)
OPR: AF/DPGD

UNCLASSIFIED

UNCLASSIFIED

TABLE 117 — CIVILIAN WOMEN/MINORITY GROUP EMPLOYMENT, BY CLASSIFICATION AND GRADE,
BY RACE (WITH SUMMARY) — AS OF 30 JUNE 1975 (CONTINUED)

GRADE LEVEL		NEGRO		SPAN-SURNAME		INDIAN		ORIENTAL		TOTAL MIN		WOMEN		GRADE TOT	PROM/ACQ NO4 MIN	
		NBR	PCT	NBR	PCT	NBR	PCT	NBR	PCT	NBR	PCT	NBR	PCT			
TOTAL GS	F	4342	3.26	2736	2.05	199	.15	432	.32	7709	5.73	61354	46.00	133387	5799	1007
	T	7173	5.38	6395	4.79	417	.31	934	.70	14925	11.13		.00			9558
TOTAL WG	F	1297	1.59	395	.47	33	.04	26	.03	1741	2.13	5584	6.63	81718	566	1262
	T	9645	11.80	9660	11.82	461	.56	437	.53	20204	24.72		.00			5721
TOTAL WL-WS	F	22	.18		.00		.00		.00	22	.18	83	.70	11924	6	104
	T	670	5.62	892	7.48	61	.51	95	.78	1716	14.33		.00			574
TOTAL SUSC3104/5361	F		.00		.00		.00		.00		.00		.00	69		
	T		.00		.00		.00	2	2.99	2	2.99		.00			
TOTAL DEP SCHOOLS	F	2	2.56		.00		.00		.00	2	2.56	46	58.97	78	2	
	T	15	19.23		.00		.00		.00	15	19.23		.00			
TOTAL OTHER PAY PLANS	F	555	12.39	158	3.52	45	1.00	1	.02	760	16.94	1958	43.64	4457	15	3
	T	1155	25.76	393	8.76	85	1.89	6	.13	1640	36.55		.00			23
WORLD-WIDE TOTAL	F	6213	2.68	3279	1.42	277	.12	459	.20	10234	4.42	69025	29.80	231663	6388	2376
	T	18666	8.66	17340	7.49	1024	.44	1472	.64	38502	16.62		.00			16278

Source: Data Systems Group (RRA-Q-0054 - Part I)
OPR: AF/DPCD

UNCLASSIFIED

UNCLASSIFIED

TABLE 113 -- USAF SUMMER AIDES YOUTH EMPLOYMENT PROGRAMS -- BY COMMANDS --
AS OF 30 JUNE 1975

COMMAND	TOTAL ASSIGNED	STAY IN SCHOOL			SUMMER AIDES				WORKER TRAINEE OPPORTUNITY PROGRAM	JR YOUTH FELLOW	TOTAL CHARGE
		PT	INT	TOTAL	FT	PT	INT	TOTAL			
AAC	1,073	6		6	28			28			1,939
AFAA	550	15		15	5			5			530
USAFA	2,042				3			3			2,039
ADC	5,614	22	19	41	121			121	2		5,450
USAFC	2,115	20		20	49			49	1		2,045
USAFE	3,765										3,765
AFRES	11,192	52	37	89	255	1		256	1		10,846
ANG (5)	1,023	6		6	13			13			1,004
ANG (32)	22,550										22,550
ATC	18,468	43		43	484			484	2		17,939
AU	2,339	18	11	29	68			68			2,242
AFCS	6,659	18	1	19	120	1		121	1		6,518
AFDAA	857				9			9			848
HQ USAF	2,504				24	2		26		1	2,477
HQ COMD	3,132	8		8	9	1		10		1	3,113
AFIS	156										156
AFISC	147	12		12							135
AFLC	91,309		267	267	464			464	84		90,494
MAC	16,011	82	1	83	339	1		340	1		15,587
AFMPC	648										648
OSI	322										322
PACAF	9,686	1		1	86			86			9,599
ARPC	724	10		10	18			18			696
SAC	20,397	31		31	413	2		415	2		19,949
USAFSO	754										754
AFSC	29,963	175	172	347	518	1		519	52		29,045
TAC	11,525	39	2	41	472			472	3		11,009
AFTEC	44										44
USAFSS	1,997				15			15			1,982
TOTAL	268,466	558	510	1,068	3,513	9		3,522	149	2	263,725

UNCLASSIFIED

UNCLASSIFIED

UNCLASSIFIED

TABLE 119 - SUMMARY OF USAF CIVILIAN RETIREMENT FUND TRANSACTIONS FOR THE
CALENDAR YEAR ENDED 31 DECEMBER 1974

(Civilian Retirement Fund Transactions are reported only on a Calendar Year basis)

SUMMARY NOMENCLATURE	CALENDAR YEAR 1974
Current Year Total Payments to Retirement Fund	\$ <u>464,562,766.02</u>
Current Year Employee Deductions	232,281,369.84
Current Year Air Force Contribution	a/ 232,281,396.18
Cumulative Year-End Total Retirement Deductions	<u>1,464,007,737.11</u>
Year-End Total of Active Accounts (Number)	<u>260,378</u>

a/ Variance from employee deductions results from adjustment for prior year transactions.

Source: Directorate of Accounting and Finance (ACF) and Accounting and Finance Center (AF AFC) Denver, Colorado

TABLE 119A - SUMMARY OF USAF CIVILIAN RETIREMENT FUND TRANSACTIONS FOR THE
CALENDAR YEAR ENDED 31 DECEMBER 1975

(Civilian Retirement Fund Transactions are reported only on a Calendar Year basis)

SUMMARY NOMENCLATURE	CALENDAR YEAR 1975
Current Year Total Payments to Retirement Fund	\$ 494,166,344.66
Current Year Employee Deductions	247,083,248.02
Current Year Air Force Contribution	a/ 247,083,096.64
Total of Individual Retirement Account Balances	<u>1,583,409,691.93</u>
Year-End Total of Active Accounts (Number)	<u>253,988</u>

a/ Variance from employee deductions results from adjustment for prior year transactions.

Source: Directorate of Accounting and Finance (ACF) and Accounting and Finance Center (AF AFC) Denver, Colorado

UNCLASSIFIED



Medical

PART VIII

UNCLASSIFIED

PART VIII

MEDICAL

DEFINITIONS

ADMISSION - When applied to: (1) Active duty military personnel, the term indicates that the individual has been placed under treatment as a quarters patient or as a hospital bed occupant on an excused-from-duty basis. (2) A civilian patient, the term indicates that a patient has entered a hospital as a bed occupant, for some form of treatment.

ADMISSION RATE - The admission rate is a measure which indicates the frequency with which military patients are excused from duty for medical reasons. Hence, the admission rate is based on admissions from duty. These are annual admission rates, which show the number of admissions that would occur during a 365 day year if admissions occurred throughout an entire year at the same frequency as in the period of observation. The annual admission rate per thousand average strength is computed as follows:

$$\frac{\text{Number of admissions during the period} \times \text{Number of such periods in a year} \times 1,000}{\text{Mean strength during the period}}$$

AIR FORCE PERSONNEL - Air Force military personnel on active duty, not including Air Force Academy cadets or personnel on active duty for training.

AVERAGE OCCUPIED BEDS - The average of the numbers of patients occupying beds in hospitals as of midnight of each day in the period.

COMPLETE PHYSICAL EXAMINATIONS - Complete physical examinations include only those recorded on the Report of Medical Examination (Standard Form 88); physical inspections of food handlers or barbers are not included nor are examinations of personnel who are ill.

HOSPITALIZED RATIO - The hospitalized ratio is the weighted average of the proportions of strength in an inpatient status each day (of the period for which it is computed). It differs from the noneffective ratio in that it includes only bed occupancy days in hospitals. The ratio is computed per 100 strength as follows:

$$\frac{\text{Number of bed occupancy days in the period} \times 100}{\text{Mean strength} \times \text{Number of calendar days in the period}}$$

INPATIENT ADMISSION - The enrollment of a patient for care on the wards of a hospital.

NONEFFECTIVE RATIO - The medical noneffective ratio is the weighted average of the proportions of strength not available for duty, for medical reasons, each day (of the period for which it is computed). Such persons may be under treatment as inpatients, in quarters, on sick leave, or AWOL from a patient status. The ratio is computed for a specified period, per 100 strength as follows:

$$\frac{\text{Number of sick days in period} \times 100}{\text{Mean strength} \times \text{Number of calendar days in the period}}$$

OPERATING BEDS - This term applies to beds with staff and equipment ready for treatment of patients in hospitals.

OUTPATIENT VISITS - One visit is counted each time an outpatient or quarters patient received advice and/or treatment at an organized clinic or specialty service. More than one visit per patient may be counted on a given day.

AEROSPACE PHYSIOLOGY - Program of instruction to familiarize the flyer with the physiological and psychological stresses of modern military aviation and space flight, and to prepare him to meet these stresses successfully. Physiological training officers are also responsible for technical monitoring of the USAF Compression Therapy Program; managing the training function of the Tri-Service pressure suit program; monitoring special life support equipment and operations functions; and for training aircrew members in functions of personnel protective equipment which is used in flight, escape from aircraft, and survival.

UNCLASSIFIED

UNCLASSIFIED

TABLE 120 - SELECTED DATA CONCERNING MEDICAL CARE PROVIDED AT FIXED AIR FORCE
MEDICAL FACILITIES - WORLD-WIDE - FY 1971 THROUGH FY 1975

INDEX	FISCAL YEAR				
	1971	1972	1973	1974	1975
Number of operating beds at end of fiscal year	9,940	9,135	8,729	7,919	6,835
Average number of patients occupying beds (during the FY):					
Total	7,250	6,545	5,923	5,413	5,013
AD US military personnel	3,472	3,029	2,579	2,343	2,057
Air Force personnel	3,057	2,749	2,369	2,156	1,879
Army personnel	311	195	114	98	93
Navy-Marine personnel	104	85	96	89	85
Other US active duty military personnel	22	19	18	21	17
Active duty personnel of US nonmilitary uniformed services	7	8	8	9	6
Retired personnel of US uniformed services, total	689	662	676	634	636
Retired Air Force personnel	434	419	436	420	419
Retired Army personnel	153	145	140	121	122
Retired Navy-Marine personnel	96	92	95	88	91
Other retired personnel	6	6	5	5	4
Dependents of US uniformed services personnel, total	2,831	2,663	2,493	2,283	2,190
Dependents of US active duty military personnel	2,100	1,922	1,707	1,547	1,433
Dependents of Air Force	1,821	1,683	1,491	1,352	1,247
Dependents of Army	171	145	123	109	102
Dependents of Navy-Marine	108	94	94	86	84
Dependents of retired and deceased US military personnel ...	719	728	773	724	744
Dependents of US nonmilitary uniformed services personnel ...	12	13	13	12	13
All other beneficiaries	229	164	149	123	107
Total number of inpatient admissions	341,551	330,468	304,893	288,016	284,735
Inpatient admissions of:					
AD US military personnel	123,927	122,446	107,379	101,923	98,576
Other US active duty military personnel	1,032	962	923	1,207	1,139
Active duty US nonmilitary uniformed services personnel	327	320	346	372	283
Retired US military personnel	22,848	24,042	24,748	24,479	24,794
Retired US nonmilitary uniformed services personnel	194	198	197	204	188
Dependents of US uniformed services personnel, total	184,122	175,748	165,257	154,479	154,628
Dependents of:					
US active duty military personnel	148,819	139,192	126,766	117,062	115,466
Retired and deceased US military personnel	34,682	35,873	37,747	36,711	38,478
US nonmilitary uniformed services personnel	621	683	744	706	684
All other beneficiaries	9,101	6,752	6,043	5,352	5,127

UNCLASSIFIED

UNCLASSIFIED

TABLE 120 -- SELECTED DATA CONCERNING MEDICAL CARE PROVIDED AT FIXED AIR FORCE MEDICAL FACILITIES -- WORLD-WIDE -- FY 1971 THROUGH FY 1975 (CONTINUED)

INDEX	FISCAL YEAR				
	1971	1972	1973	1974	1975
Total number of outpatient visits	16,785,770	16,380,102	16,287,173	15,654,735	15,166,595
Outpatient visits of:					
AD US military personnel	6,074,244	5,847,728	5,770,347	5,525,363	5,231,198
Other US active duty military personnel	65,163	78,080	83,239	75,797	68,234
Active duty personnel of US nonmilitary uniformed services	4,408	7,466	8,106	6,504	6,575
Retired US uniformed services personnel	721,098	787,682	879,681	870,595	937,616
Dependents of US active duty military personnel ..	8,020,453	7,710,744	7,460,736	7,178,183	6,698,709
Dependents of retired and deceased US uniformed services personnel	1,227,586	1,353,560	1,555,364	1,558,696	1,717,340
US civilian employees	490,937	445,895	378,910	369,866	367,876
All other beneficiaries	181,881	148,947	150,790	129,731	139,047
Total number of immunizations	7,115,169	5,531,387	4,916,901	4,671,061	4,183,257
Total number of flight physical examinations	199,397	178,213	167,017	149,448	129,257
Total number of other complete physical examinations .	502,021	478,557	478,709	439,609	395,681

SOURCE: Biometrics Division, Office of the Surgeon General, USAF.

UNCLASSIFIED

UNCLASSIFIED

TABLE 121 -- ADMISSION RATES FOR MAJOR ILLNESS GROUPS, BY MONTH AND GEOGRAPHIC AREA, AIR FORCE PERSONNEL -- FY 1971 THROUGH FY 1975

(Admissions per year per 1,000 strength)

MAJOR ILLNESS GROUP AND FISCAL YEAR	AVERAGE FOR FISCAL YEAR	JUL	AUG	SEP	OCT	NOV	DEC	JAN	FEB	MAR	APR	MAY	JUN
WORLDWIDE													
ALL CAUSES - TOTAL ^{1/}													
FY 1971	185	161	165	178	184	182	155	191	197	221	210	193	191
FY 1972	213	176	191	204	195	216	185	258	256	227	223	220	202
FY 1973	235	189	215	219	224	249	221	319	277	242	236	226	208
FY 1974	238	217	220	222	235	235	186	257	267	289	262	242	222
FY 1975	245	226	227	246	242	231	227	296	286	249	253	231	232
DISEASE													
FY 1971	167	143	146	158	164	163	139	174	181	203	192	173	170
FY 1972	193	155	169	183	174	196	168	238	235	208	202	198	181
FY 1973	215	170	194	199	202	230	205	300	259	224	216	204	187
FY 1974	218	196	199	200	214	215	171	238	248	270	241	221	200
FY 1975	225	204	206	224	221	211	211	277	267	231	233	209	207
NON-BATTLE INJURY													
FY 1971	18	18	19	20	20	19	15	17	16	18	18	20	20
FY 1972	20	21	21	21	21	20	17	20	21	19	21	22	21
FY 1973	20	19	21	20	22	18	16	19	18	18	20	22	21
FY 1974	20	20	21	22	21	20	16	20	19	20	21	21	22
FY 1975	20	22	21	22	21	20	16	19	19	18	20	22	25
CONTINENTAL US (EXCLUDES ALASKA AND HAWAII)													
ALL CAUSES - TOTAL													
FY 1971	178	152	156	171	173	171	143	188	190	219	210	190	179
FY 1972	203	168	180	196	184	207	171	259	253	216	213	207	183
FY 1973	219	174	198	196	209	224	190	317	266	227	226	218	198
FY 1974	229	203	211	211	218	225	179	245	263	288	253	232	218
FY 1975	245	224	224	247	240	230	234	301	283	245	251	233	233
DISEASE													
FY 1971	161	135	139	153	155	154	128	172	175	202	192	170	160
FY 1972	184	148	160	176	165	188	155	240	233	198	193	186	163
FY 1973	201	156	178	178	189	208	175	299	250	209	206	196	178
FY 1974	209	183	191	190	198	206	164	226	243	269	233	212	196
FY 1975	225	201	203	226	219	210	218	281	264	228	232	211	208
NON-BATTLE INJURY													
FY 1971	17	17	17	18	18	17	15	16	15	17	18	20	19
FY 1972	19	20	20	20	19	19	16	19	20	18	20	21	20
FY 1973	18	18	20	18	20	16	15	18	16	17	20	22	20
FY 1974	20	20	20	21	20	19	15	19	20	19	20	20	22
FY 1975	20	23	21	21	21	20	16	20	19	17	19	22	25

^{1/} Includes admission rates for battle casualties.

UNCLASSIFIED

UNCLASSIFIED

TABLE 121 -- ADMISSION RATES FOR MAJOR ILLNESS GROUPS, BY MONTH AND GEOGRAPHIC AREA, AIR FORCE PERSONNEL -- FY 1971 THROUGH FY 1975 (CONTINUED)

MAJOR ILLNESS GROUP AND FISCAL YEAR	AVERAGE FOR FISCAL YEAR	JUL	AUG	SEP	OCT	NOV	DEC	JAN	FEB	MAR	APR	MAY	JUN
OUTSIDE CONTINENTAL US (INCLUDES ALASKA AND HAWAII)													
ALL CAUSES - TOTAL, <u>1/</u>													
FY 1971	201	181	183	193	206	204	181	199	212	224	212	202	219
FY 1972	238	197	217	224	222	241	219	258	265	255	248	253	255
FY 1973	279	231	264	283	267	318	310	326	308	288	267	250	237
FY 1974	264	257	249	257	286	266	211	295	279	293	287	268	233
FY 1975	244	230	232	242	249	233	207	281	297	259	257	224	231
DISEASE													
FY 1971	180	161	162	171	183	181	164	180	194	205	192	181	196
FY 1972	215	173	193	200	197	218	202	235	244	234	225	228	228
FY 1973	256	207	238	255	241	292	289	303	287	267	246	228	215
FY 1974	242	236	225	231	262	243	193	272	260	271	265	244	209
FY 1975	224	211	212	220	228	214	191	262	277	240	235	200	207
NON-BATTLE INJURY													
FY 1971	21	20	21	22	23	22	17	19	18	20	20	22	23
FY 1972	23	22	23	24	25	23	17	22	21	21	22	24	26
FY 1973	23	24	26	28	26	26	19	23	22	21	21	22	22
FY 1974	22	21	24	26	24	23	18	23	19	22	22	24	24
FY 1975	20	19	20	22	21	19	16	19	20	19	22	23	24

1/ Includes admission rates for battle casualties.

SOURCE: Biometrics Division, Office of the Surgeon General, USAF

UNCLASSIFIED

TABLE 122 -- NON-EFFECTIVE RATIOS FOR ALL CAUSES, BY MONTH, AIR FORCE PERSONNEL
WORLD-WIDE -- FY 1971 THROUGH FY 1975

(Personnel not available for duty because of medical reasons per 100 average strength)

FISCAL YEAR	AVERAGE FOR FISCAL YEAR	JUL	AUG	SEP	OCT	NOV	DEC	JAN	FEB	MAR	APR	MAY	JUN
FY 1971	.68	.64	.67	.68	.68	.69	.63	.67	.70	.73	.71	.68	.65
FY 1972	.66	.64	.65	.64	.64	.66	.62	.67	.70	.70	.68	.67	.63
FY 1973	.66	.60	.61	.63	.65	.67	.63	.71	.72	.70	.70	.68	.64
FY 1974	.62	.64	.62	.61	.61	.60	.55	.61	.66	.67	.64	.62	.59
FY 1975	.57	.57	.58	.59	.58	.58	.53	.57	.62	.57	.56	.55	.53

SOURCE: Biometrics Division, Office of the Surgeon General, USAF

UNCLASSIFIED

UNCLASSIFIED

TABLE 123 -- HOSPITALIZED RATIOS FOR ALL CAUSES, BY MONTH, AIR FORCE PERSONNEL
 WORLD-WIDE -- FY 1971 THROUGH FY 1975

(Personnel occupying hospital beds per 100 average strength)

FISCAL YEAR	AVERAGE FOR FISCAL YEAR	JUL	AUG	SEP	OCT	NOV	DEC	JAN	FEB	MAR	APR	MAY	JUN
FY 1971	.48	.45	.47	.49	.49	.50	.40	.47	.50	.51	.50	.48	.45
FY 1972	.44	.45	.45	.45	.45	.45	.37	.44	.46	.46	.44	.44	.41
FY 1973	.41	.40	.41	.41	.43	.43	.35	.43	.43	.42	.40	.39	.37
FY 1974	.38	.38	.39	.39	.39	.39	.31	.38	.41	.42	.40	.38	.37
FY 1975	.36	.36	.35	.38	.38	.37	.30	.36	.39	.37	.37	.36	.34

SOURCE: Biometrics Division, Office of the Surgeon General, USAF

UNCLASSIFIED

UNCLASSIFIED

TABLE 124 - NUMBER OF INDIVIDUALS COMPLETING PHYSIOLOGICAL TRAINING ACCORDING
TO PHASE OF TRAINING - FY 1971 THROUGH FY 1975

FISCAL YEAR	ORIGINAL	REFRESHER	PASSENGER	PRESSURE SUIT	EJECTION SEAT
FY 1971	16,503	27,697	4,340	196	8,459
FY 1972	14,806	28,398	3,810	237	7,493
FY 1973	12,003	24,668	1,671	125	6,290
FY 1974 ^{1/}	10,599	22,753	1,951	148	6,386
FY 1975 ^{2/}	10,047	22,492	2,017	178	5,250
TOTAL	63,958	126,008	13,789	884	33,878

^{1/} Excludes Special Training 36,022; Para-Sail Training 3,281, and FAA Training 1,490.

^{2/} Excludes Special Training 30,639; Para-Sail Training 2,873, and FAA Training 1,568.

NOTE: Most of the trainees are Air Force active duty military personnel. Members of the other US Armed Forces, allied military personnel and civilians are also included. (See AFR 50-27).

SOURCE: Aerospace Physiology, Aerospace Medicine Division, Office of the Surgeon General, USAF.

UNCLASSIFIED

UNCLASSIFIED



Security & Discipline

PART IX

UNCLASSIFIED

PART IX

SECURITY AND DISCIPLINE

**THE AIR FORCE CORRECTION PROGRAM
SECURITY POLICE**



INTRODUCTION

Information is collected semiannually for use in managing the Air Force Correction Program and is derived from reports required by AFR 125-17.

DEFINITIONS

DETENTION FACILITY - This facility services one base. Because of space and manpower limitations, casual prisoners from other services are usually not accepted for confinement.

CONSOLIDATED DETENTION FACILITY - This facility services more than one base in a geographical area and is used to confine Air Force casual, pretrial, adjudged, and sentenced prisoners who do not meet the criteria for transfer to the 3320th Retraining Group or the United States Disciplinary Barracks. Other service casual, pretrial, adjudged, and sentenced prisoners may be confined, by appropriate written agreement, providing the other service assigns personnel commensurate with their average daily prisoner load.

CORRECTIONAL CUSTODY - The physical restraint of a person imposed as a punishment under Article 15, UCMJ. (MCM, 1969)

CASUAL STATUS - A prisoner held at a Detention or Consolidated Detention facility awaiting disposition instructions or transfer arrangements.

UNCLASSIFIED

UNCLASSIFIED

TABLE 125 -- CORRECTION FACILITIES OPERATED BY AIR FORCE INSTALLATIONS --
SEMIANNUALLY -- FY 1975
(Last Day of Reporting Period)

COMMAND	Consolidated Detention		Detention	
	As of 31 Dec 74	As of 30 Jun 75	As of 31 Dec 74	As of 30 Jun 75
<u>WORLD-WIDE - TOTAL</u>	<u>17</u>	<u>16</u>	<u>93</u>	<u>99</u>
Alaskan Air Command	-	-	1	-
Aerospace Defense Command	-	-	6	6
Air Force Communications Service	-	-	1	1
Air Force Logistics Command	-	-	-	4
Air Force Systems Command	3	3	2	2
Air Training Command	5	3	10	10
Air University	1	1	-	-
Headquarters Command, USAF	-	-	-	-
Military Airlift Command	2	2	5	8
Pacific Air Forces	2	1	8	7
Strategic Air Command	-	2	27	27
Tactical Air Command	2	2	11	12
United States Air Force Academy	-	-	-	-
US Air Forces in Europe	2	2	17	17
USAF Security Service	-	-	5	5
USAF Southern Command	-	-	-	-

Source: Programming Division, Office of The Chief of Security Police, Headquarters,
USAF

UNCLASSIFIED

UNCLASSIFIED

TABLE 126 -- AIR FORCE PRISONERS -- TOTAL IN CONFINEMENT --
SEMIANNUALLY -- FY 1975

(Last Day of Reporting Period)

COMMAND	As of 31 Dec 74	As of 30 Jun 75
<u>WORLD-WIDE - TOTAL</u>	<u>464</u>	<u>364</u>
Alaskan Air Command	3	1
Aerospace Defense Command	1	-
Air Force Communications Service	1	1
Air Force Logistics Command	8	6
Air Force Systems Command	18	5
Air Training Command	36	20
Air University	16	1
Headquarters Command, USAF	-	2
Military Airlift Command	46	21
Pacific Air Forces	4	20
Strategic Air Command	66	49
Tactical Air Command	52	16
United States Air Force Academy	-	-
US Air Forces in Europe	24	12
USAF Security Service	6	-
USAF Southern Command	-	-
3320th Retraining Group	108	127
Federal Facilities	-	-
US Disciplinary Barracks	75	83

Source: Programming Division, Office of The Chief of Security Police, Headquarters,
USAF

UNCLASSIFIED

UNCLASSIFIED

TABLE 127 - PERSONNEL IN CORRECTIONAL CUSTODY -
SEMIANNUALLY - FY 1975

(Last Day of Reporting Period)

COMMAND	As of 31 Dec 74	As of 30 Jun 75
<u>WORLD-WIDE - TOTAL</u>	<u>49</u>	<u>30</u>
Alaskan Air Command	1	-
Aerospace Defense Command	1	-
Air Force Communications Service	-	-
Air Force Logistics Command	2	1
Air Force Systems Command	1	1
Air Training Command	2	11
Air University	1	-
Headquarters Command, USAF	-	-
Military Airlift Command	14	5
Pacific Air Forces	-	-
Strategic Air Command	9	8
Tactical Air Command	17	4
United States Air Force Academy	-	-
US Air Forces in Europe	1	-
USAF Security Service	-	-
USAF Southern Command	-	-

Source: Programming Division, Office of The Chief of Security Police, Headquarters, USAF.

UNCLASSIFIED

UNCLASSIFIED

TABLE 128 -- TOTAL RELEASES FROM CORRECTIONAL CUSTODY --
SEMIANNUALLY -- FY 1975

(During Reporting Period)

COMMAND	As of 31 Dec 74	As of 30 Jun 75
<u>WORLD-WIDE - TOTAL</u>	<u>415</u>	<u>201</u>
Alaskan Air Command	4	-
Aerospace Defense Command	1	4
Air Force Communications Service	-	-
Air Force Logistics Command	9	-
Air Force Systems Command	3	22
Air Training Command	83	49
Air University	1	-
Headquarters Command, USAF	-	-
Military Airlift Command	87	29
Pacific Air Forces	21	1
Strategic Air Command	123	54
Tactical Air Command	80	42
United States Air Force Academy	-	-
US Air Forces in Europe	1	-
USAF Security Service	2	-
USAF Southern Command	-	-

Source: Programming Division, Office of The Chief of Security Police, Headquarters,
USAF

UNCLASSIFIED

UNCLASSIFIED

UNCLASSIFIED

UNCLASSIFIED

AIR FORCE OFFICE OF SPECIAL INVESTIGATIONS (AFOSI)



DEFINITIONS

CASE TYPE - The numerical designation and descriptive character assigned to each investigation which indicates the principal nature or the purpose of the investigation.

COUNTERINTELLIGENCE INVESTIGATIONS - Investigations conducted to determine facts related to security control measures designed to insure the safeguarding of information, personnel, equipment, and installations against the sabotage, espionage, or subversive activities of foreign powers and of disaffected or dissident groups or individuals which may constitute a threat to the internal security of the Air Force.

CRIMINAL INVESTIGATIONS - Investigations conducted to determine facts and circumstances pertaining to alleged major violations of the Articles of the Uniform Code of Military Justice, Federal Statutes, and/or other applicable directives, by USAF personnel, excluding incidents of a counterintelligence or procurement nature.

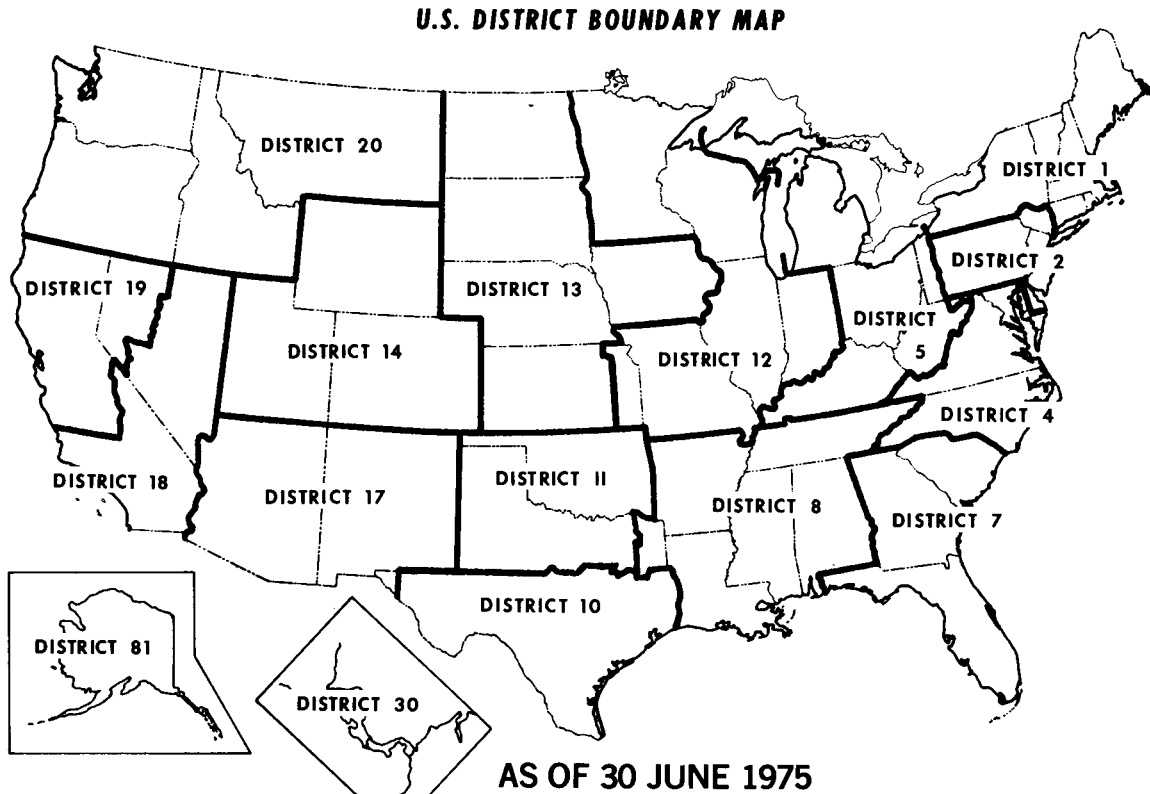
FRAUD INVESTIGATIONS - Investigations conducted to determine facts surrounding incidents of alleged breaches of the public trust and violations of law in connection with Air Force procurement, disposal, nonappropriated funds, and pay and allowance matters.

PERSONNEL SECURITY INVESTIGATIONS - Investigations consisting, principally, of local agency checks which serve as a basis for granting base access, reciprocal investigations conducted for other agencies (primarily, the Defense Investigative Service) in overseas areas and premarital investigations of intended alien spouses of Air Force military personnel.

UNCLASSIFIED

UNCLASSIFIED

TABLE 129 -- AIR FORCE OFFICE OF SPECIAL INVESTIGATIONS DISTRICT BOUNDARY
MAP WITH PACAF AND USAF DISTRICT LOCATIONS --
AS OF 30 JUNE 1975



PACAF

DISTRICT 41 GUAM	DISTRICT 45 KOREA
DISTRICT 42 PHILIPPINES	DISTRICT 46 JAPAN
DISTRICT 43 OKINAWA	DISTRICT 49 TAIWAN
DISTRICT 44 HAWAIIAN IS.	DISTRICT 51 THAILAND

USAF

DISTRICT 62 ENGLAND
DISTRICT 65 ITALY
DISTRICT 68 SPAIN
DISTRICT 69 TURKEY
DISTRICT 70 W. GERMANY
DISTRICT 71 GREECE

UNCLASSIFIED

UNCLASSIFIED

TABLE 130 -- SPECIAL INVESTIGATIONS CONDUCTED BY THE AIR FORCE OFFICE OF SPECIAL INVESTIGATIONS (AFOSI) - WORLD-WIDE - FY 1975

CASE TYPE AND DESCRIPTION	Cases							
	OPENED				CLOSED			
	World-Wide	Continental US	PACAF	USAFE	World-Wide	Continental US	PACAF	USAFE
TOTAL	72,007	30,298	23,526	18,183	71,856	30,356	23,317	18,183
<u>PERSONNEL SECURITY INVESTIGATIONS - TOTAL</u>	<u>26,588</u>	<u>4,358</u>	<u>13,950</u>	<u>8,280</u>	<u>26,525</u>	<u>4,353</u>	<u>13,797</u>	<u>8,375</u>
<u>PERSONNEL BACKGROUND INVESTIGATIONS - (PBI) - TOTAL</u>	<u>10,506</u>	<u>311</u>	<u>5,860</u>	<u>4,335</u>	<u>10,443</u>	<u>306</u>	<u>5,707</u>	<u>4,430</u>
<u>LOCAL AGENCY CHECKS - (LAC) - TOTAL</u>	<u>16,082</u>	<u>4,047</u>	<u>8,090</u>	<u>3,945</u>	<u>16,082</u>	<u>4,047</u>	<u>8,090</u>	<u>3,945</u>
53 Reciprocal Investigations (General)	878	18	361	499	1,383	33	493	857
153 Reciprocal Investigations (DIS)	5,563	141	2,573	2,849	5,098	132	2,396	2,570
144 Premarital Investigations	3,917	35	2,915	967	3,832	36	2,810	986
246 AFOSI Applicant Investigative Processing	148	117	11	20	130	105	8	17
<u>CRIMINAL INVESTIGATIONS - TOTAL</u>	<u>22,290</u>	<u>16,068</u>	<u>3,496</u>	<u>2,726</u>	<u>22,350</u>	<u>16,227</u>	<u>3,443</u>	<u>2,680</u>
6 Homicide	322	254	37	31	315	248	36	37
7 Sex Offenses	1,073	826	124	123	1,075	844	119	112
8 Assault	872	618	142	112	881	633	145	103
12 Forgery	554	344	168	42	520	327	152	41
13 Larceny	922	747	69	106	964	782	74	108
14 Theft of Government Property	1,346	1,072	203	71	1,354	1,081	201	72
15 Robbery	272	212	43	17	266	211	39	16
16 Housebreaking	1,417	1,010	258	149	1,435	1,011	270	154
17 Narcotics Violations	4,416	2,953	730	733	4,427	3,052	699	666
18 Customs Violations	62	18	25	19	54	18	18	18
19 Blackmarket Activities	415	24	191	200	436	16	184	236
20 Property Destruction	349	283	32	34	341	274	30	37
21 Civil Rights Violations	4	4	-	-	4	4	-	-
22 Intimidation	101	77	15	9	97	78	12	7
26 Misconduct	430	325	53	52	414	315	51	48
46 OSI Personnel	64	54	7	3	83	74	6	3
47 Postal Violation	261	126	73	62	272	147	69	56
50 Counterfeiting	62	26	11	25	65	29	9	27
72 Polygraph Examinations	370	236	98	36	357	225	96	36
172 Special Investigative Services	4,391	3,722	426	243	4,380	3,716	424	240
424 Criminal Special Inquiry	140	91	14	35	135	85	14	36
453 Reciprocal Criminal Investigations	339	163	91	85	346	162	97	87
456 Criminal Collections Matters	1,350	673	391	286	1,350	673	391	286
917 Narcotics Violations	2,758	2,210	295	253	2,778	2,212	307	259

UNCLASSIFIED

UNCLASSIFIED

TABLE 130 — SPECIAL INVESTIGATIONS CONDUCTED BY THE AIR FORCE OFFICE OF SPECIAL INVESTIGATIONS (AFOSI) — WORLD-WIDE — FY 1975 (CONTINUED)

CASE TYPE AND DESCRIPTION	Cases							
	OPENED				CLOSED			
	World-Wide	Conti- nental US	PACAF	USAFE	World- Wide	Conti- nental US	PACAF	USAFE
COUNTERINTELLIGENCE INVESTIGATIONS - TOTAL	16,660	5,244	4,953	6,463	16,625	5,233	4,956	6,436
27 Espionage	99	40	27	32	90	27	28	35
28 Sabotage	3	1	-	2	3	1	-	2
34 Security Violations	41	29	4	8	35	21	6	8
56 Counterintelligence Collection Matters	13,751	3,330	4,472	5,949	13,751	3,330	4,472	5,949
66 Counterintelligence Publications . . .	3	3	-	-	3	3	-	-
69 Refugees	1	-	1	-	1	-	1	-
73 OSI/Contact Pre - recruitment Investigations	1,651	1,185	316	150	1,672	1,204	314	154
78 Distinguished Visitor Protection (DVP) Investigation	67	48	5	14	68	46	5	17
84 Security	149	142	1	6	156	149	1	6
85 Suitability	57	36	3	18	64	41	2	21
86 Foreign	24	1	-	23	19	2	-	17
127 Counterespionage	88	34	28	26	81	27	30	24
146 Associated Personnel	26	10	7	9	27	9	8	10
149 Name Traces	101	-	21	80	108	-	22	86
178 Distinguished Visitor Protection (DVP) Operation	300	224	24	52	272	207	24	41
227 Controlled Operations	93	35	17	41	63	28	15	20
278 Distinguished Visitor Protection (DVP) Referral Information	8	7	1	-	8	7	1	-
324 Counterintelligence Special Inquiry . .	137	102	16	19	150	116	16	18
353 Reciprocal CI Investigations	44	8	8	28	38	6	9	23
427 Violations of AFR 205 - 57	17	9	2	6	16	9	2	5
FRAUD INVESTIGATIONS - TOTAL	6,469	4,628	1,127	714	6,356	4,543	1,121	692
5 Bribery	20	13	5	2	22	15	5	2
9 Impersonation	69	56	10	3	77	64	10	3
10 Fraudulent Enlistment, Appointment, Discharge, or Separation	259	251	4	4	246	237	5	4
23 Perjury	45	30	9	6	44	31	9	4
25 Improper Use or Diversion of Government Property or Employees . .	127	84	29	14	127	89	24	14
58 Procurement Matters	247	196	36	15	224	179	35	10
59 Disposal Matters	40	18	11	11	30	13	8	9
60 Nonappropriated Funds and Commissary Matters	870	560	191	119	837	529	198	110
61 Pay and Allowance Matters	596	496	60	40	582	492	55	35
62 Bad Checks	146	122	12	12	157	131	13	13
524 Fraud Special Inquiry	49	27	19	3	47	26	19	2
553 Reciprocal Fraud Investigations	41	15	17	9	42	14	18	10
556 Fraud Collections Matters	3,508	2,315	722	471	3,508	2,315	722	471
558 Surveys of Procurement Matters	2	2	-	-	1	1	-	-
559 Surveys of Disposal Matters	16	11	2	3	13	10	-	3
560 Surveys of Nonappropriated Funds Activities, Commissaries and Clothing Sales Stores	14	12	-	2	14	12	-	2
561 Surveys of Pay and Allowance Matters	420	420	-	-	385	385	-	-

Source: Headquarters, Air Force Office of Special Investigations

UNCLASSIFIED

UNCLASSIFIED

THE JUDGE ADVOCATE GENERAL



INTRODUCTION

The Office of The Judge Advocate General provides statistical data reflecting punishment of members for offenses against military law. The statistics are derived from the Automated Military Justice Analysis and Management System (AMJAMS), AFM 111-351.

Table 131 provides by command and grade the number of nonjudicial punishment actions taken pursuant to the Uniform Code of Military Justice (UCMJ), Article 15.

Table 132 reflects by command, the types of nonjudicial punishment imposed against officers and enlisted members.

Table 133 is a report of court-martial activities reflecting, by command, the number of military personnel subject to court-martial jurisdiction pursuant to the UCMJ, Article 2 and the number tried by type of court.

Table 134 provides by command and type court, the number of trials convened, and the court-martial and Article 15 rates per 1,000 average assigned and attached military strength.

Table 135 reflects by command and type court, the number of convictions and acquittals.

DEFINITIONS

General Court-Martial - A general court-martial may adjudge a dishonorable or bad conduct discharge as part of the sentence.

Special (BCD) Court-Martial - A special court-martial which adjudges a bad conduct discharge as part of the sentence.

Special (non-BCD) Court-Martial - A special court-martial which does not adjudge a discharge as part of the sentence, but may adjudge as much as six months confinement.

Summary Court-Martial - A summary court-martial may not adjudge a discharge or confinement in excess of 30 days.

Nonjudicial Punishment - Punishment imposed by a commanding officer for minor offenses without the intervention of a court-martial, which does not become a permanent part of the offender's military record.

UNCLASSIFIED

TABLE 131 — ANNUAL ARTICLE 15 ACTIVITIES AND NUMBER OF ARTICLE 15 ACTIONS FROM
THE JUDGE ADVOCATE GENERAL, USAF — FOR FISCAL YEAR 1975

COMMAND	OFF	% TOT	E-9	% TOT	E-8	% TOT	E-7	% TOT	E-6	% TOT	E-5	% TOT	E-4	% TOT	E-3	% TOT	E-2	% TOT	E-1	% TOT	NR ACTIONS
AAC	2	.5	.0	.0	2	.5	4	1.0	16	3.9	42	10.1	173	41.7	140	33.7	35	8.4	1	.2	415
ACD		.0	.0	.0		.0		.0		.0		.0	4	50.0		.0	4	50.0		.0	8
ADC	2	.4	.0	.0		.0	2	.4	7	1.4	29	6.0	135	27.7	202	41.5	94	19.3	16	3.3	447
AFE	9	.3	2	.1	6	.2	27	1.0	89	3.5	309	12.0	1,102	42.8	787	30.6	217	8.4	28	1.1	2,576
LOG	9	1.1	.0	.0		.0	3	.4	7	.8	59	7.1	241	29.0	312	37.5	170	20.5	30	3.6	831
SYS	3	.3	.0	.0		.0	6	.7	14	1.5	56	6.1	252	27.3	356	39.6	198	21.5	37	4.0	922
ATC	14	.4	1	.0	1	.0	13	.3	34	.8	135	3.2	571	13.5	1,023	24.2	1,322	31.3	1,112	26.3	4,230
AUN		.0	.0	.0		.0	2	2.7	2	2.7	5	6.8	29	39.7	70	27.4	9	12.3	6	8.2	73
SOU	1	1.8	.0	.0		.0		.0	2	3.6	14	25.5	25	45.5	11	20.0	2	3.6		.0	55
HOC	2	.6	.0	.0		.0	2	.6	8	2.2	18	5.0	106	29.6	134	37.4	79	22.1	9	2.5	358
MAC	23	.7	1	.0	3	.1	22	.7	50	1.6	197	6.2	709	22.4	1,151	36.4	855	27.0	152	4.8	3,163
PAF	4	.2	4	.2	2	.1	24	.9	56	2.2	319	12.4	1,275	49.6	718	27.9	153	6.0	15	.6	2,570
SAC	37	.5	4	.1		.0	22	.3	69	.9	369	4.7	1,968	25.0	3,084	39.1	1,947	24.7	381	4.8	7,881
TAC	19	.4		.0	4	.1	15	.3	56	1.2	272	5.9	1,109	23.9	1,972	42.4	1,050	22.6	149	3.2	4,646
USS		.0		.0		.0		.0	3	3.8	5	6.4	27	34.6	19	24.4	21	26.9	3	3.8	78
CSV		.0		.0		.0	1	1.3		.0	2	2.5	24	30.4	38	48.1	13	16.5	1	1.3	79
USAF TOTAL	129	.5	12	.0	18	.1	143	.5	413	1.5	1,831	5.5	7,750	27.3	9,967	35.1	6,169	21.7	1,940	6.8	28,372

Source: Military Justice Division, The Judge Advocate General, USAF.
OPR: AF:JAJM

UNCLASSIFIED

UNCLASSIFIED

TABLE 132 - ANNUAL ARTICLE 15 ACTIVITIES AND PUNISHMENTS IMPOSED FROM
THE JUDGE ADVOCATE GENERAL, USAF - FOR FISCAL YEAR 1975

COMMAND	RESTRICTION (OVER 14 DAYS)		OTRS ARRST OFF	CORRECT CUSTODY AMN	EXTRA DUTIES AMN	REDUCTION IN GRADE AMN	FORFEITURE OF PAY		DETENTION OF PAY		REPRIMAND	
	OFF	AMN					OFF	AMN	OFF	AMN	OFF	AMN
AAC		13		10	61	277	2	324				3
ACD					3	7		6				
ADC		24			120	372	2	322	2		1	7
AFE		101		26	478	1,971	5	1,882	3		9	45
LOG		18		14	175	606	6	549			6	12
SYS		29		38	159	707	3	643			1	20
ATC	1	142		591	1,032	2,221	17	3,105	6		9	70
AUN				1	4	56		46				
SDU		5			4	46	1	35				
HQC		2			65	298	2	268			2	
MAC	1	94		274	482	2,400	19	2,401	5		18	45
PAF		392		33	159	2,133	4	1,790	4		2	25
SAC		352		701	1,177	6,157	30	5,974	3		25	66
TAC	1	196		222	774	3,764	15	3,276	3		10	45
USS		1		3	6	59		66				16
CSV		8		3	11	58		41				3
USAF TOTAL	3	1,377		1,916	4,710	21,132	106	20,728	26		83	357

*NUMBER OF PUNISHMENTS IMPOSED WILL NOT AGREE WITH NUMBER OF ACTIONS, AS SOME OFFENDERS RECEIVE A COMBINATION OF PUNISHMENTS

Source: Military Justice Division, The Judge Advocate General, USAF.

OPR: AF/JAJM

UNCLASSIFIED

UNCLASSIFIED

TABLE 133 — ANNUAL COURT-MARTIAL ACTIVITIES AND AVERAGE STRENGTH — PERSONS TRIED BY COURTS-MARTIAL FROM THE JUDGE ADVOCATE GENERAL, USAF — FOR FISCAL YEAR 1975

COMMAND	AVERAGE STRENGTH			NUMBER OF PERSONS TRIED BY COURTS-MARTIAL												
	OFFICER	AIRMEN	TOTAL	GENERAL CM			SPECIAL CM			SCM			ALL COURTS			
				OFF	AMN	TOTAL	NON-BCD	BCD	(A)	(B)	AMN	AMN	AMN	OFF	AMN	TOTAL
AAC	1,462	11,321	12,783		5	5		18	18						23	23
ACD	5,242	1,479	6,721													
ADC	2,439	12,321	14,760	1	2	3		10	10					1	12	13
AFE	8,373	58,967	67,340	1	20	21		111	111	21	5	5		1	157	159
LOG	7,001	19,421	26,422		3	3		32	32	6	1	1			42	42
SYS	6,051	17,931	23,982	1	6	7		34	34	4				1	44	45
ATC	16,370	81,821	98,191		35	35	1	185	186	57	1	1		1	278	279
AUN	2,851	2,450	5,301		1	1		4	4						5	5
SOU	396	1,910	2,306					2	2						2	2
HCC	7,719	13,012	20,731		2	2		11	11	3					16	16
MAC	9,849	47,941	57,790		18	18		112	112	32	3	3			165	165
PAF	7,768	56,983	64,751	1	9	10	2	126	128	6	10	9		3	151	154
SAC	23,103	115,634	138,737	1	54	55	2	370	372	108	40	40		3	572	575
TAC	11,211	69,631	80,842	1	39	40	2	221	223	56	13	10		3	329	332
USS	456	3,856	4,312		1	1		3	3	1					5	5
CSV	683	2,254	2,937					4	4		2	1			6	6
USAF TOTAL	110,974	516,932	627,906	6	195	201	7	1,243	1,250	294	75	70		13	1,807	1,820

(A) NUMBER OF PERSONS TRIED

(B) NUMBER OF PERSONS WHO WERE OFFERED AND REFUSED ARTICLE 15

Source: Military Justice Division, The Judge Advocate General, USAF.

OPR: AF/JAJM

UNCLASSIFIED

UNCLASSIFIED

TABLE 134 -- ANNUAL COURT-MARTIAL ACTIVITIES AND TRIALS CONVENED (RATES PER 1,000 MILITARY STRENGTH) FROM THE JUDGE ADVOCATE GENERAL, USAF -- FOR FISCAL YEAR 1975

COMMAND	NUMBER OF TRIALS CONVENED					COURT-MARTIAL RATES (PER 1000 MIL STRENGTH)					ARTICLE 15 RATES (PER 1000 MIL STRENGTH)	
	GCM	SPCM		SCM	TOTAL	GCM	SPCM	SCM	ALL CRT	NO. ART15 ACTIONS	RATE	
		N-BCD	BCD				N-BCD	BCD				
AAC	5	18			23	.4	1.4	.0	.0	1.8	415	32.5
ACD						.0	.0	.0	.0	.0	8	3.0
ADC	3	9			12	.2	.7	.0	.0	.9	497	33.0
AFE	21	107	21	5	154	.3	1.6	.3	.1	2.3	2,576	38.3
LOG	3	32	6	1	42	.1	1.2	.2	.0	1.5	831	31.5
SYS	7	34	4		45	.3	1.4	.2	.0	1.9	922	38.4
ATC	34	182	56	1	273	.4	1.9	.6	.0	2.9	4,230	43.1
AUN	1	4			5	.2	.8	.0	.0	1.0	73	13.8
SDU		2			2	.0	.9	.0	.0	.9	55	23.9
HQC	2	11	3		16	.1	.5	.1	.0	.7	358	17.3
MAC	18	112	32	3	165	.3	1.9	.6	.1	2.9	3,143	54.7
PAF	10	127	6	10	153	.2	2.0	.1	.2	2.5	2,570	39.7
SAC	53	365	108	39	565	.4	2.7	.8	.3	4.2	7,881	56.8
TAC	37	220	56	13	326	.5	2.8	.7	.2	4.2	4,646	57.4
USS	1	3	1		5	.2	.7	.2	.0	1.1	78	18.1
CSV		4		2	6	.0	1.4	.0	.7	2.1	79	26.9
USAF TOTAL	195	1,230	293	74	1,792	.3	2.0	.5	.1	2.9	28,372	45.2

Source: Military Justice Division, The Judge Advocate General, USAF.
OPR: AF/JAJM

UNCLASSIFIED

UNCLASSIFIED

TABLE 135 — ANNUAL COURTS-MARTIAL ACTIVITIES AND CONVICTIONS/ACQUITTALS FROM THE JUDGE ADVOCATE GENERAL, USAF — FOR FISCAL YEAR 1975

UNCLASSIFIED

UNCLASSIFIED

COMMAND	NUMBER OF PERSONS CONVICTED										
	GCM			SPCM			SCM		ALL COURTS		
	OFF	AMN	TOTAL	NON-RCD	RCD	AMN	AMN	OFF	AMN	TOTAL	
AAC		5	5		15	15				20	20
ACD											
ADC	1	2	3		5	5			1	7	8
AFE	1	16	17		88	88	21	3	1	128	129
LDG		3	3		30	30	6			39	39
SYS	1	6	7		29	29	4		1	39	40
ATC		33	33	1	168	169	57		1	258	259
AJN		1	1		3	3				4	4
SOU					2	2				2	2
HQC		2	2		9	9	3			14	14
MAC		17	17		99	99	32	1		149	149
PAF	1	6	7	1	107	108	6	3	2	122	124
SAC	1	50	51	1	339	340	108	21	2	518	520
TAC	1	37	38		199	199	56	8	1	300	301
USS					3	3	1			4	4
CSV					3	3				4	4
USAF TOTAL	6	178	184	3	1,099	1,102	294	37	9	1,608	1,617

COMMAND	NUMBER OF PERSONS ACQUITTED ALL CHARGES										
	GCM			SPCM			SCM		ALL COURTS		
	OFF	AMN	TOTAL	OFF	AMN	TOTAL	AMN	OFF	AMN	TOTAL	
AAC					3	3				3	3
ACD											
ADC					5	5				5	5
AFE		4	4		23	23		2		29	29
LDG					2	2		1		3	3
SYS					5	5				5	5
ATC		2	2		17	17		1		20	20
AJN					1	1				1	1
SOU											
HQC					2	2				2	2
MAC		1	1		13	13		2		16	16
PAF		3	3	1	19	20		7	1	29	30
SAC		4	4	1	31	32		19	1	54	55
TAC		2	2	2	27	29		5	2	29	31
USS		1	1							1	1
CSV					1	1		1		2	2
USAF TOTAL		17	17	4	144	148		38	4	199	203

Source: Military Justice Division, The Judge Advocate General, USAF.
 OPR: AF/JAJM



*Components - Reserve Forces
and Air National Guard*

PART X

UNCLASSIFIED

PART X

COMPONENTS — AIR FORCE RESERVE



INTRODUCTION

The Air Force Reserve personnel statistical data contained in this section pertains to those reservists not on extended active duty (EAD). These statistical tables are designed to show the composition and characteristics of Air Force Reserve personnel and reflect the strengths and grades, at specific intervals throughout the fiscal year.

In general, the definitions contained herein have been taken from, or are in conformity to, the definitions included in the Air Force Regulations 45 series and Air Force Regulation 35-41.

DEFINITIONS

ACTIVE DUTY FOR TRAINING - A tour of active duty (AD) reserve training under orders which provide for automatic reversion to the USAFR not on AD when the specified period of AD is completed.

ACTIVE DUTY FOR PAY ONLY - Reservists assigned to Reserve Sections in which they are paid only for their active duty for training tours. They may participate in active duty drill training for points only.

DRILL PAY STATUS RESERVISTS - Reservists assigned to Reserve Sections in which they are authorized to receive pay for inactive and active duty for training performed.

INACTIVE DUTY TRAINING - Training performed by a USAFR member while not on AD for which pay and point credit may be authorized.

MILITARY SERVICE OBLIGATION (MSO) - The period that an individual must serve as a member of a Regular and/or Reserve component of the Armed Services required by law.

OBLIGOR - A member of the Air Force Reserve who has an MSO.

NONOBLIGOR - A member of the Air Force Reserve who does not have an MSO.

UNCLASSIFIED

UNCLASSIFIED**COMPONENTS — AIR FORCE RESERVE****DEFINITIONS (Cont'd.)**

MOBILIZATION AUGMENTEE - A Ready Reserve member assigned to a Reg AF unit or governmental agency external to the Air Force against an individual manpower authorization established to support the period immediately following a declaration of war or national emergency, or to respond to any situation that the national security requires.

OBLIGATED RESERVE SECTION (ORS) - The ORS is an active status section of the Ready Reserve. A Ready Reserve member with an MSO or a direct appointee in the USAFR whose appointment is contingent on his serving an EAD tour (with or without an MSO) who is not voluntarily or mandatorily assigned to a Ready Reserve unit or mobilization augmentation position will be assigned to the ORS.

READY RESERVE - Consists of units and members of the ARF liable for involuntary order to EAD in time of war or national emergency, or to respond to any situation that the national security requires.

STANDBY RESERVE - Consists of the non-affiliated Reserve Section (NARS-A and B) and the Inactive Status List Reserve Section (ISLRS) assigned to and administered by ARPC. Members may only be ordered to EAD in time of war or national emergency declared by Congress.

RETIRED STATUS - The status of a USAFR member who, on the basis of law, has been determined eligible for retirement with or without pay and who is assigned upon his request or by law to the Retired Reserve.

NONPRIOR SERVICE PERSONNEL - Individuals who do not hold and have never held status as members of any other armed service including any Reserve component. They are subject to the initial active duty training tour for a minimum of four months.

REINFORCEMENT DESIGNEE - A ready Reserve member assigned to an Air Reserve Squadron, the Ready Reinforcement Personnel Section or the Obligated Reserve Section. They represent a pool resource providing the Air Force with an added manning capability for needs which can be anticipated but which cannot be precisely established by grade and AFSC. They are in non-pay status.

RESERVE OFFICER REPRESENTATION ON AIR FORCE STAFFS - The Statutory authority for these personnel is contained in Sections 265, 672(d), 8019 and 8033(e), Title 10, USC.

RESERVE SECTION - Classification of Reservists by type, amount of training and pay authorized, and/or type of unit or categories of assignment.

UNCLASSIFIED

TABLE 136 -- AIR FORCE RESERVE PERSONNEL BY RESERVE SECTION -- BY QUARTER -- FY 1975

RESERVE SECTION	OFFICERS				AIRMEN			
	30 Sep 74	31 Dec 74	31 Mar 75	30 Jun 75	30 Sep 74	31 Dec 74	31 Mar 75	30 Jun 75
AIR FORCE RESERVE - TOTAL	165,967	169,256	165,055	164,414	283,746	270,388	264,347	249,600
<u>READY - TOTAL</u>	27,872	29,386	29,526	31,552	129,931	117,347	112,998	106,946
PAID - TOTAL	11,874	12,030	12,343	12,784	35,988	36,152	37,336	40,030
<u>DRILL PAY - TOTAL</u>	10,195	10,386	10,863	11,374	34,747	35,035	35,972	38,479
<u>48 ANNUAL DRILLS - TOTAL</u>	6,653	6,619	6,688	6,907	33,475	33,734	34,776	37,249
Airborne Early Warning & Control (EC-121)	68	73	75	78	405	415	419	471
Military Airlift Units - Associate (C-141)	1,092	1,091	1,163	1,213	4,315	4,444	4,703	5,077
Tactical Airlift Units (C-130)	1,682	1,654	1,644	1,713	8,255	8,219	8,433	9,034
Aerospace Rescue & Recovery Squadrons	125	129	131	136	525	522	531	558
Tactical Airlift Units (C-7)	217	219	223	233	1,008	1,063	1,086	1,179
Tactical Airlift Unit Training Squadrons	25	26	24	25	184	186	185	184
Special Operations Units (CH-3)	24	24	24	23	92	102	102	109
Tactical Fighter Units (A-37)	398	394	395	402	2,103	2,073	2,104	2,186
Tactical Airlift Units (C-123)	520	515	513	529	2,019	2,068	2,098	2,270
Tactical Fighter Units (F-105)	252	242	250	257	2,024	2,015	2,072	2,137
Military Airlift Units - Associate (C-5)	274	273	284	310	1,208	1,385	1,570	1,788
Aeromedical Airlift Units (C-9)	86	90	88	90	252	247	252	255
Maintenance & Supply Squadrons	36	36	33	35	919	918	959	1,009
Aerial Port Squadrons	163	173	175	182	4,134	4,079	4,164	4,558
Air Force Reserve Regions	270	277	270	260	371	371	364	324
Red Horse Engineering Squadron	17	17	19	23	372	367	360	364
Civil Engineering Flights	135	126	127	140	2,716	2,680	2,713	2,875
Aeromedical Evacuation Units	535	532	545	553	1,024	1,063	1,104	1,178
Medical Service Units	395	392	383	382	1,549	1,517	1,557	1,693
Mobilization Augmentee - Selective Service Squadron	150	146	148	151	-	-	-	-
Mobilization Augmentee - Flying	46	49	33	33	-	-	-	-
Mobilization Augmentee - Civil Defense Liaison	138	141	141	139	-	-	-	-
<u>24 ANNUAL DRILLS - TOTAL</u>	3,542	3,767	4,175	4,467	1,272	1,301	1,196	1,230
NON-PRIOR SERVICE ON ACTIVE DUTY FOR TRAINING	-	-	-	-	933	860	1,088	1,282
<u>ACTIVE DUTY PAY ONLY - TOTAL</u>	1,679	1,644	1,480	1,410	248	257	276	269
Mobilization Augmentee - 15 days AD Training	1,171	1,104	884	827	82	83	86	86
Mobilization Augmentee - AFRES Training O/S - 15 days	15	15	14	14	89	90	85	78
Mobilization Augmentee - Civil Preparedness Program	493	525	582	569	77	84	105	105
NON-PAID READY - TOTAL	15,970	17,356	17,183	18,768	93,943	81,195	75,662	66,916
Non-Prior Service in Delay Status	-	-	-	-	351	311	368	178
Reinforcement Designee - Air Reserve Sq. Trainee	430	224	54	60	112	68	11	7
Reinforcement Designee - Ready Reinforcement Section	1,335	1,301	1,111	999	135	140	146	144
Reinforcement Designee - Air Reserve Squadron	2,271	2,350	2,359	2,303	96	110	119	111
Obligated Reserve Section - 24 mos or more EAD	6,508	6,234	5,717	5,589	89,765	77,235	71,968	63,677
Obligated Reserve Section - Less than 24 mos EAD	2,345	2,345	2,454	2,432	3,048	2,841	2,597	2,375
Obligated Reserve Section - EAD Commitment	3,081	4,902	5,488	7,385	436	490	453	424
<u>STANDBY - TOTAL</u>	33,699	33,689	33,979	35,519	11,365	10,654	9,952	9,056
Non-Affiliated Reserve Section - Non-Obligors	7,767	7,929	7,275	7,751	1,746	1,949	1,802	1,642
Non-Affiliated Reserve Section - Obligors	234	236	368	353	603	562	639	570
Inactive Status List Reserve Section	25,698	25,524	26,336	27,415	9,016	8,143	7,511	6,844
<u>RETIRED - TOTAL</u>	104,396	106,181	101,550	97,343	142,450	142,387	141,397	133,598

Source: Personnel Division, Office of Air Force Reserve

UNCLASSIFIED

UNCLASSIFIED

TABLE 137 - AIR FORCE RESERVE OFFICERS BY RESERVE SECTION, BY GRADE - 30 JUNE 1975

RESERVE SECTION	TOTAL	GENERAL	COLONEL	LIEUTENANT COLONEL	MAJOR	CAPTAIN	FIRST LIEUTENANT	2ND LT AND WARRANT OFFICER
<u>AIR FORCE RESERVE - TOTAL</u>	164,414	219	4,944	38,085	43,096	51,844	14,948	11,278
<u>READY - TOTAL</u>	31,552	72	725	3,109	4,713	10,771	6,122	6,040
<u>PAID - TOTAL</u>	12,784	71	544	2,179	3,300	5,413	956	327
<u>DRILL PAY - TOTAL</u>	11,374	71	489	1,764	2,828	4,997	917	318
<u>48 ANNUAL DRILLS - TOTAL</u>	6,907	14	150	779	1,703	3,298	675	288
Airborne Early Warning & Control (EC-121)	78	-	2	5	34	26	9	2
Military Airlift Units - Associate (C-141)	1,213	1	5	64	264	714	111	54
Tactical Airlift Units (C-130)	1,713	6	19	187	485	749	161	106
Aerospace Rescue & Recovery Squadrons	136	-	-	17	38	63	14	4
Tactical Airlift Units (C-7)	233	1	6	19	52	110	31	14
Tactical Airlift Unit Training Squadrons	25	-	-	3	7	12	1	2
Special Operations Units (CH-3)	23	-	-	3	7	10	2	1
Tactical Fighter Units (A-37)	402	1	2	34	90	212	38	25
Tactical Airlift Units (C-123)	529	1	5	70	143	254	42	14
Tactical Fighter Units (F-105)	257	1	4	28	66	124	23	11
Military Airlift Units - Associate (C-6)	310	-	1	14	52	223	16	4
Aeromedical Airlift Units (C-9)	90	-	-	8	22	34	22	4
Maintenance & Supply Squadrons	35	-	-	4	9	21	-	1
Aerial Port Squadrons	182	-	1	34	44	90	9	4
Air Force Reserve Regions	260	3	35	59	79	66	4	14
Red Horse Engineering Squadron	23	-	2	1	5	10	2	3
Civil Engineering Flights	140	-	-	23	37	60	18	2
Aeromedical Evacuation Units	553	-	-	16	102	301	119	15
Medical Service Units	382	-	8	55	82	182	49	6
Mobilization Augmentee - Selective Service Squadron	151	-	17	74	39	17	3	1
Mobilization Augmentee - Flying	33	-	5	8	14	6	-	-
Mobilization Augmentee - Civil Defense Liaison	139	-	38	53	32	14	1	1
<u>24 ANNUAL DRILLS - TOTAL</u>	4,467	57	307	385	1,145	1,699	242	35
<u>ACTIVE DUTY PAY ONLY - TOTAL</u>	1,410	-	85	408	452	416	39	9
Mobilization Augmentee - 15 days AD Training	827	-	59	202	238	286	33	9
Mobilization Augmentee - AFRES Training O/S	14	-	-	1	1	12	-	-
Mobilization Augmentee - Civil Preparedness	569	-	26	206	213	118	6	-
<u>NON-PAID READY - TOTAL</u>	18,768	1	181	936	1,413	5,358	5,166	5,713
Reinforcement Designee - Air Reserve Squadron Trainee	60	-	5	34	19	2	-	-
Reinforcement Designee - Ready Reinforcement Section	999	-	41	205	377	337	25	14
Reinforcement Designee - Air Reserve Squadron	2,303	-	133	670	809	637	47	7
Obligated Reserve Section - 24 Mos or More on EAD	5,989	-	1	-	0	2,401	2,909	228
Obligated Reserve Section - Less Than 24 Mos on EAD	2,432	-	-	-	2	171	1,641	618
Obligated Reserve Section - EAD Commitment	7,385	1	1	27	156	1,810	544	4,846
<u>STANDEY - TOTAL</u>	35,519	16	97	676	3,822	25,866	8,120	222
Non-Affiliated Reserve Section - Non-Obligators	7,751	7	64	337	1,489	4,929	340	84
Non-Affiliated Reserve Section - Obligators	393	-	-	-	6	311	27	9
Inactive Status List Reserve Section	27,415	9	32	339	2,327	20,326	4,253	129
<u>RETIRED - TOTAL</u>	97,343	131	4,122	34,300	34,561	15,507	3,706	5,016

Source: Personnel Division, Office of Air Force Reserve

UNCLASSIFIED

UNCLASSIFIED

TABLE 138 - AIR FORCE RESERVE AIRMEN BY RESERVE SECTION, BY GRADE - 30 JUNE 1975

RESERVE SECTION	TOTAL	CHIEF MASTER SERGEANT	SENIOR MASTER SERGEANT	MASTER SERGEANT	TECHNICAL SERGEANT	STAFF SERGEANT	SERGEANT	AIRMAN FIRST CLASS	AIRMAN	BASIC AIRMAN
AIR FORCE RESERVE - TOTAL	249,600	5,179	12,263	46,536	56,772	48,861	68,807	5,740	3,469	1,973
READY - TOTAL	106,946	412	983	3,357	5,542	21,151	65,581	4,312	2,386	1,717
PAID - TOTAL	40,030	390	957	3,762	5,466	10,893	11,466	3,511	2,232	1,353
DRILL PAY - TOTAL	38,479	364	916	3,651	5,420	10,860	11,456	3,493	1,914	400
43 ANNUAL DRILLS - TOTAL	37,249	311	835	3,322	5,219	10,566	11,258	3,432	1,906	400
Airborne Early Warning & Control (EC-121)	471	7	13	61	68	98	145	41	22	16
Military Airlift Units - Associate (C-141)	5,077	54	140	583	796	1,489	1,365	353	241	56
Tactical Airlift Units (C-130)	9,034	69	243	837	1,375	2,515	2,609	814	467	105
Aerospace Rescue & Recovery Sq	558	6	14	62	112	134	172	32	14	12
Tactical Airlift Units (C-7)	1,179	11	31	102	171	362	342	81	66	13
Tactical Airlift Unit Training Sqs	184	1	10	29	62	43	26	8	4	1
Special Operations Units (CH-3)	109	1	4	7	26	21	39	10	-	1
Tactical Fighter Units (A-37)	2,186	16	43	183	328	601	729	193	79	14
Tactical Airlift Units (C-123)	2,270	13	57	228	371	600	670	231	89	11
Tactical Fighter Units (F-105)	2,137	12	46	179	303	660	632	194	101	10
Military Airlift Units - Assoc. (C-5)	1,788	21	34	177	250	592	459	113	106	36
Aeromedical Airlift Units (C-9)	255	1	7	26	37	66	75	37	6	-
Maintenance & Supply Sqs	1,009	7	12	62	112	309	356	66	68	17
Aerial Port Squadrons	4,558	39	50	335	481	1,254	1,599	535	227	38
Air Force Reserve Regions	324	27	41	70	40	75	51	9	10	1
Red Horse Engineering Squadron	364	2	5	19	39	30	132	51	31	5
Civil Engineering Flights	2,375	23	37	175	372	317	914	343	164	30
Aeromedical Evacuation Units	1,178	1	18	75	128	383	379	122	65	7
Medical Service Units	1,693	-	30	112	148	467	564	199	146	27
Mobilization Augmentee - Selective Svc Sq	-	-	-	-	-	-	-	-	-	-
Mobilization Augmentee - Flying	-	-	-	-	-	-	-	-	-	-
Mobilization Augmentee - Civ Def Liaison	-	-	-	-	-	-	-	-	-	-
24 ANNUAL DRILLS - TOTAL	1,230	53	81	329	201	294	198	66	8	-
NON-PRIOR SERVICE ON ACTIVE DUTY FOR TRAINING	1,282	-	-	-	-	2	1	9	318	952
ACTIVE DUTY PAY ONLY - TOTAL	269	26	41	111	46	31	9	4	-	1
Mob Aug - 15 days AD Training	86	6	9	32	15	14	6	3	-	1
Mob Aug - AFRS Training O/S	78	1	10	37	22	6	1	1	-	-
Mob Aug - Civil Preparedness	105	19	22	42	9	11	2	-	-	-
NON-PAID READY - TOTAL	66,916	22	31	95	76	10,258	54,115	1,301	654	364
Non-Prior Service in Delay Status	178	-	1	-	-	1	1	1	9	166
Reinforcement Designee-Air Res Sq Trainee	7	-	-	3	-	2	1	-	-	-
Reinforcement Designee-Ready Reinforce. Sec.	144	17	17	35	23	29	15	2	4	2
Reinforcement Designee-Air Reserve Sq	111	4	11	50	14	20	8	3	1	-
Obligated Reserve Section-24 mos or more EAD	63,677	1	1	7	38	9,991	53,237	328	63	11
Obligated Reserve Sec-less than 24 Mos EAD	2,375	-	1	-	1	158	713	838	509	155
Obligated Reserve Section-EAD Commitment	424	-	-	-	-	57	140	129	68	30
STANDBY - TOTAL	9,056	221	419	1,661	2,475	2,594	1,113	295	202	76
Non-Affiliated Res Sec - Non-Obligors	1,642	26	77	248	248	433	367	123	94	26
Non-Affiliated Res Sec - Obligors	570	-	-	-	1	106	230	101	89	43
Inactive Status List Reserve Section	6,844	195	342	1,413	2,226	2,055	516	71	19	7
RETIRED - TOTAL	133,598	4,546	10,856	41,018	48,755	25,116	2,113	633	381	180

Source: Personnel Division, Office of Air Force Reserve

UNCLASSIFIED

UNCLASSIFIED

UNCLASSIFIED

TABLE 139 - RESERVE OFFICER REPRESENTATION ON AIR FORCE STAFF - 30 JUNE 1975

	TOTAL	GENERAL	COLONEL	LIEUTENANT COLONEL	MAJOR	CAPTAIN
<u>OFFICE OF THE SECRETARY OF THE AIR FORCE</u>						
Deputy for Reserve Affairs	2		1	1		
Office of Information	1			1		
Personnel Council	1		1			
<u>HEADQUARTERS USAF STAFF</u>						
The Surgeon General	1			1		
Director of Budget*	1		1			
Director of Aerospace Programs*	1		1			
Director of Civil Engineering*	1			1		
Director of Personnel Planning*	2			1		1
Director of Operations*	1		1			
Director of Plans*	1		1			
Air Force Military Personnel Center	2		1			1
Director of Personnel Programs	-					
Director of Manpower and Organization	-					
The Inspector General	-					
ACS/Intelligence	1				1	
Director of Transportation	1				1	
WAF	1				1	
Judge Advocate General	1		1			
<u>MAJOR COMMANDS AND AGENCIES</u>						
Air University	2		1		1	
Aerospace Defense Command	2		1		1	
Air Force Logistics Command	1		1			
Air Training Command	2		1		1	
Military Airlift Command	8		6	2		
Strategic Air Command	1			1		
Tactical Air Command	4		2	2		
Headquarters Command, USAF	2		1	1		
Air Force Accounting & Finance Center	1		1			
USAF Academy	1			1		
Air Reserve Personnel Center	7		3	3	1	
Air Force Comm Service	1					1
Air Force Data Automation Service	1			1		
AFISC	1		1			
Air Force Systems Command	1		1			
Air Force Intelligence Service	1			1		
<u>OFFICE OF AIR FORCE RESERVE</u>	18	2	5	5	7	-
<u>HEADQUARTERS AIR FORCE RESERVE</u>	32	1	6	9	12	4
<u>OSD RESERVE FORCES POLICY BOARD</u>	-					
<u>OSD OFFICE OF RESERVE AFFAIRS</u>	1			1		
TOTALS	105	3	39	31	26	7

*Indicates 8033 Officers (1 in AF/DPX)

Source: Personnel Division, Office of Air Force Reserve

UNCLASSIFIED

UNCLASSIFIED

TABLE 140 -- AIR FORCE RESERVE AIRCRAFT INVENTORY BY
FUNCTIONAL DISTRIBUTION -- BY MISSION AND
DESIGN -- AS OF END OF FY 1975

MODIFIED- MISSION-DESIGN -----	OPERATING ACTIVE -----	NON- OPERATING ACTIVE -----	TOTAL ACTIVE -----	INACTIVE -----	TOTAL -----
A-37	79	1	80		80
AC-130		11	11		11
TOTAL ATTACK	----- 79	----- 12	----- 91	-----	----- 91
C-7	32		32		32
C-123	64		64		64
C-130	125	7	132		132
C-131	1		1		1
TOTAL CARGO/TRANSPORT	----- 222	----- 7	----- 229	-----	----- 229
EC-121	6	1	7		7
TOTAL RECON/ELECTRONIC	----- 6	----- 1	----- 7	-----	----- 7
F-105	66	8	74		74
TOTAL FIGHTER/INTERCEPT	----- 66	----- 8	----- 74	-----	----- 74
HC-130	10	2	12		12
TOTAL RESCUE (FIX WING)	----- 10	----- 2	----- 12	-----	----- 12
T-33	3	1	4		4
TOTAL TRAINER	----- 3	----- 1	----- 4	-----	----- 4
HH-1	18		18		18
CH-3	7	1	8		8
HH-3	5		5		5
TOTAL HELICOPTER	----- 30	----- 1	----- 31	-----	----- 31
TOTAL AIR FORCE RESERVE	----- 416	----- 32	----- 448	-----	----- 448

Source: PA 77-3A
OPR: AF/PRP

UNCLASSIFIED

UNCLASSIFIED

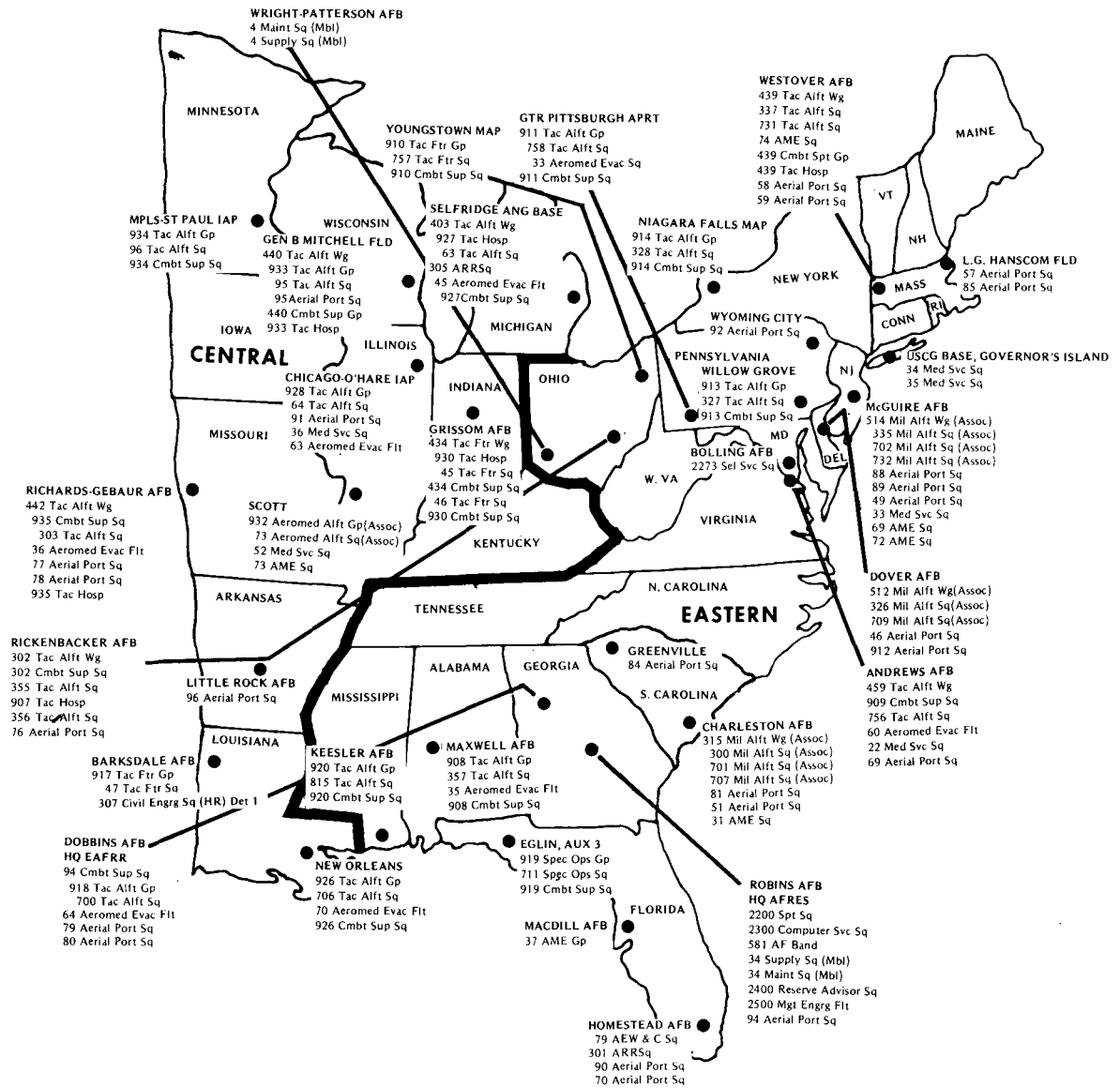
TABLE 141 - AIR FORCE RESERVE UNITS AND PHYSICAL LOCATIONS - BY STATES
AS OF END OF FY 1975



UNCLASSIFIED

UNCLASSIFIED

TABLE 141 - AIR FORCE RESERVE UNITS AND PHYSICAL LOCATIONS - BY STATES
AS OF END OF FY 1975 (CONTINUED)



Source: AF/REX
OPR: AF/RE

UNCLASSIFIED

UNCLASSIFIED

**TABLE 142 -- AGE (IN YEAR/MONTHS) DISTRIBUTION OF
AIR FORCE RESERVE AIRCRAFT
BY MISSION AND DESIGN --
AS OF 30 JUNE 1975**

MDS	INVENTORY BY AGE GROUPS (YEARS)									TOTAL NUMBER	AVERAGE AGE YRS/MOS
	0-2	3-5	6-8	9-11	12-14	15-17	18-20	21-23	24 +		
A-37	37	39	5	-	-	-	-	-	-	81	3/1
C-7	-	-	26	-	6	-	-	-	-	32	9/6
C-121	-	-	-	-	-	-	7	-	-	7	19/10
C-123	-	-	-	-	-	7	59	-	-	66	19/0
C-130	-	-	-	14	38	66	35	-	-	153	15/8
C-131	-	-	-	-	-	-	1	-	-	1	19/2
F-105	-	-	-	11	45	18	-	-	-	74	13/9
H-1	18	-	-	-	-	-	-	-	-	18	2/3
H-3	-	-	9	4	-	-	-	-	-	13	8/7
T-29	-	-	-	-	-	-	1	3	-	4	22/4
T-33	-	-	-	-	-	4	-	-	-	4	16/11
AFR TOTAL	55	39	40	29	89	95	103	3	-	453	12/7
PERCENT	12	9	9	6	20	21	23	-	-	-	-

Nr & % under/
over 9 yrs old

134 30%

(Under)

319 70%

(Over)

Source: RCS: SS-A1, 30 Jun 75
OPR: AF/LGXW

UNCLASSIFIED

UNCLASSIFIED

COMPONENTS

AIR NATIONAL GUARD



UNCLASSIFIED

UNCLASSIFIED

TABLE 143 -- AIR NATIONAL GUARD AIRCRAFT INVENTORY BY
FUNCTIONAL DISTRIBUTION -- BY MISSION AND
DESIGN -- AS OF END OF FY 1975

MODIFIED- MISSION-DESIGN -----	OPERATING ACTIVE -----	NON- OPERATING ACTIVE -----	TOTAL ACTIVE -----	INACTIVE -----	TOTAL -----
A-7	96	5	101		101
A-37	40		40		40
TOTAL ATTACK	----- 136	----- 5	----- 141	-----	----- 141
KC-97	72	3	75		75
KC-135		1	1		1
TOTAL TANKER	----- 72	----- 4	----- 76	-----	----- 76
C-7	16	1	17		17
VT-29		8	8		8
T-39	2		2		2
C-54		1	1		1
C-97		1	1		1
C-119	8		8		8
C-123	8		8		8
C-130	98	9	107		107
C-131	39	3	42		42
TOTAL CARGO/TRANSPORT	----- 171	----- 23	----- 194	-----	----- 194
RF-4	54	17	71		71
B-57	2	3	5		5
EB-57	16	3	19		19
RF-101	61	3	64		64
EC-121	8	1	9		9
TOTAL RECON/ELECTRONIC	----- 141	----- 27	----- 168	-----	----- 168
F-4	18		18		18
F-100	391	30	421		421
F-101	123	11	134		134
F-102	32	7	39		39
TF-102	4	1	5		5
F-104	18	1	19		19
F-105	89	13	102		102
F-106	90		90		90
TOTAL FIGHTER/INTERCEPT	----- 765	----- 63	----- 828	-----	----- 828

UNCLASSIFIED

UNCLASSIFIED

TABLE 143 — AIR NATIONAL GUARD AIRCRAFT INVENTORY BY
FUNCTIONAL DISTRIBUTION — BY MISSION AND
DESIGN — AS OF END OF FY 1975 (CONTINUED)

MODIFIED- MISSION-DESIGN	OPERATING ACTIVE	NON- OPERATING ACTIVE	TOTAL ACTIVE	INACTIVE	TOTAL
HC-130	8			8	8
TOTAL RESCUE (FIX WING)	8			8	8
T-33	63	9	72		72
TOTAL TRAINER	63	9	72		72
HH-3	5			5	5
TOTAL HELICOPTER	5			5	5
O-2	150	5	155		155
TOTAL ORBS/UTILITY	150	5	155		155
TOTAL AIR NATIONAL GUARD	1511	136	1647		1647

Source: PA 77-3A
OPR: AF/PRP

UNCLASSIFIED

UNCLASSIFIED

TABLE 144 -- AIR NATIONAL GUARD FLYING UNITS AND PHYSICAL LOCATIONS -- BY STATES -- AS OF END OF FY 1975

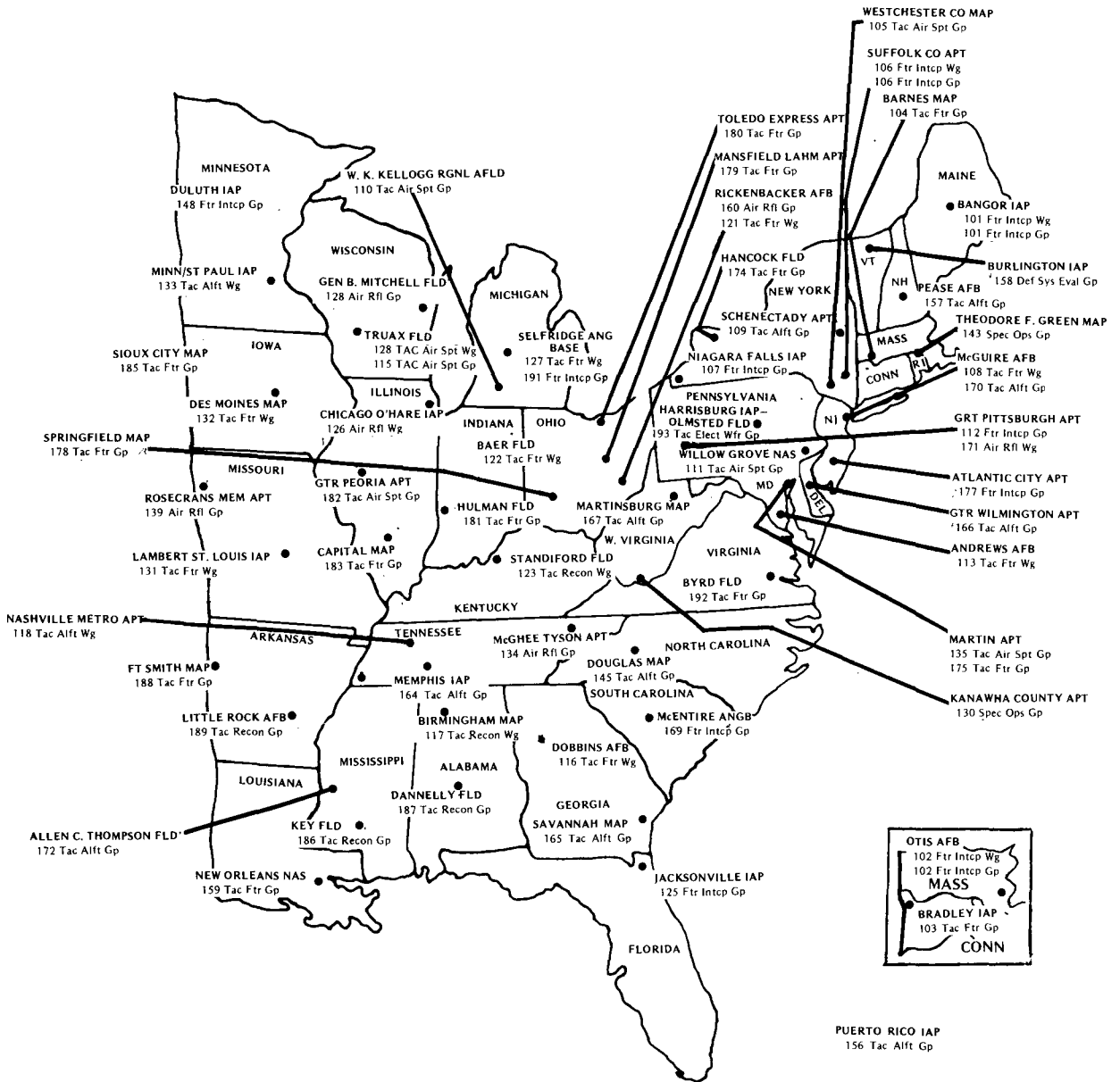
ALASKA
KULIS ANGB Base
176 Tac Alft Gp



UNCLASSIFIED

UNCLASSIFIED

TABLE 141 - AIR NATIONAL GUARD FLYING UNITS AND PHYSICAL LOCATIONS - BY STATES - AS OF END OF FY 1975 (CONTINUED)



Source: Air National Guard
 OPR: Departments of the Army and the Air Force National Guard Bureau.

UNCLASSIFIED

TABLE 145 -- AGE (IN YEARS/MONTHS) DISTRIBUTION OF
AIR NATIONAL GUARD AIRCRAFT
INVENTORY BY MISSION AND
DESIGN -- AS OF 30 JUNE 1975

MDS	INVENTORY BY AGE GROUPS (YEARS)									TOTAL NUMBER	AVERAGE AGE YRS/MOS
	0-2	3-5	6-8	9-12	12-14	15-17	18-20	21-23	24 +		
A-7	72	29	-	-	-	-	-	-	-	101	2/4
A-37	13	26	1	-	-	-	-	-	-	40	3/10
B-57	-	-	-	-	-	-	25	-	-	25	20/6
C-7	-	-	13	-	4	-	-	-	-	17	9/9
C-54	-	-	-	-	-	-	-	-	2	2	30/2
C-97	-	-	-	-	-	-	45	31	-	76	20/5
C-119	-	-	-	-	-	-	7	3	-	10	20/8
C-121	-	-	-	-	-	-	10	-	-	10	19/5
C-123	-	-	-	-	-	8	-	-	-	8	17/5
C-130	-	-	4	8	34	42	27	-	-	115	15/5
C-131	-	-	-	-	-	1	37	6	-	44	20/4
C-135	-	-	-	-	-	4	-	-	-	4	17/1
F-4	-	-	12	73	-	-	-	-	-	85	9/9
F-100	-	-	-	-	-	211	212	-	-	423	17/11
F-101	-	-	-	-	27	171	-	-	-	198	15/10
F-102	-	-	-	-	-	10	28	-	-	38	18/4
F-104	-	-	-	-	-	19	-	-	-	19	16/4
F-105	-	-	-	22	58	23	-	-	-	103	13/8
F-106	-	-	-	-	7	83	-	-	-	90	15/9
H-3	-	-	1	4	-	-	-	-	-	5	8/8
O-2	-	53	102	-	-	-	-	-	-	155	6/10
T-29	-	-	-	-	-	-	6	8	3	17	21/11
T-33	-	-	-	-	-	19	43	10	-	72	19/5
T-39	-	-	-	-	2	-	-	-	-	2	14/3
ANG TOTAL	85	109	132	107	132	591	440	58	5	1,659	14/7
PERCENT	5%	7%	8%	6%	8%	36%	27%	3%	-	-	-

Nr & % under/
over 9 yrs old

326 20%

(Under)

1,333 80%

(Over)

Source: RCS: SS-A1, 30 Jun 75
OPR: AF/LGXW

UNCLASSIFIED



Fiscal

PART XI

UNCLASSIFIED

PART XI

FISCAL

INTRODUCTION

This section reflects the funding operations of the various Air Force appropriations and/or funds with the respective major programs for the fiscal years indicated in the title of each table.

EXPLANATION OF TERMS

APPROPRIATION - An authorization by an Act of Congress to incur obligations for specified purposes and to make payments therefore out of the Treasury.

APPROPRIATION ACCOUNT - An account established to make amounts available for obligation and expenditure from the Treasury. Appropriation accounts include not only accounts to which money is appropriated, but also revolving funds, working funds, trust funds, etc. Appropriation accounts do not include official deposit funds.

APPROPRIATION REIMBURSEMENT - Amounts collected or to be collected for commodities, work or services furnished or to be furnished to another appropriation or fund or to an individual, firm or corporation which by law may be credited to an appropriation or fund account. Amounts to be collected include accounts receivable, reimbursements earned but not billed and amounts anticipated for the remainder of the year. They may also include inter-agency orders accepted and on hand for which delivery has not been made to the extent that this order is a valid obligation of this ordering agency and the collection will be credited to the appropriation being reported.

BUDGET PROGRAM - A subdivision established under an appropriation to identify a significant segment of Air Force operations.

DISBURSEMENT - The amount of expenditure checks issued and cash payments made, net of refunds received. Disbursements include all advances.

EXPENDITURE - Payment of obligations.

OUTLAY - Gross payments less reimbursements, refunds, and loan repayments received and credited to the appropriation or fund account. Consists of "expenditures" and "net lending". The terms "outlay" and "expenditures" are virtually synonymous for the Air Force, since the only difference is a relatively insignificant amount of "net lending".

FUND - A sum of money or other resource authorized by law to be set aside and to be used or expended only for specified purposes.

OBLIGATION - The amount of an order placed, contract awarded, or service received, or any transaction which establishes a legal requirement for the ultimate disbursement of funds.

OBLIGATIONS INCURRED - Amounts of orders placed, contracts awarded, services received, and similar transactions during a given period requiring future payment of money.

PROGRAM YEAR - A concept of accounting for funds, obligations, and expenditures under a no year appropriation by identification of transactions in fiscal year segments identified by the fiscal year in which individual items were planned for obligation, without regard to the fiscal year in which the transactions were actually accomplished.

PROJECT ACCOUNT CLASSIFICATION - A subdivision of an appropriation or fund for administrative use.

UNLIQUIDATED OBLIGATION - An obligation incurred for which payment has not been made.

UNOBLIGATED BALANCE - That portion of an authorization which has not been obligated.

UNCLASSIFIED

TABLE 146 -- DEPARTMENT OF THE AIR FORCE FISCAL YEAR 1975 OUTLAYS

(\$ in Millions)

(Figures are in millions of dollars and do not necessarily add due to rounding)

APPROPRIATION	AVAILABLE FOR EXPENDITURE					TOTAL	FY 1975 OUTLAYS	UNOBLIG BALANCE LAPSED	UNEXPEND BALANCE 30 Jun 75
	UNEXPENDED BALANCE 30 Jun 1974	APPROPRIATION	TRANSFERS		ADJUSTMENTS IN EXPIRED ACCOUNTS				
			CURRENT YEAR AUTHORITY	PRIOR YR UNOBL BAL & OTHER					
TOTAL AIR FORCE									
Military Personnel.....	275.1	7,441.0	55.5	-	-47.6	7,724.0	7,478.1	-9.5	236.4
Reserve Personnel.....	30.1	147.9	-	-	-12.4	165.6	138.6	-6.1	20.9
National Guard Personnel.....	22.7	205.2	-	-	-2.0	225.9	197.0	-2.9	26.0
Operation and Maintenance, AFR.....	1,093.4	7,141.5	131.6	18.4	-28.2	8,356.7	7,445.5	-6.4	904.8
Operation and Maintenance, ANG.....	20.9	293.7	2.6	-	-5	316.7	296.2	-7	19.7
Discontinued Proc Appropriation.....	59.5	648.4	6.9	-	-5.7	709.1	638.7	-2.3	68.1
Aircraft Procurement.....	.2	-	-	-	-	.2	*	-1.1	.1
Missile Procurement.....	4,014.5	2,939.9	-59.0	-25.4	-32.0	6,838.0	2,210.9	-12.8	4,614.4
Other Procurement.....	1,717.7	1,533.7	-	-13.4	-1.6	3,236.4	1,602.2	-10.0	1,624.2
Research, Development, Test and Evaluation.....	1,216.1	1,776.5	-150.2	-12.0	3.5	2,833.9	1,576.6	-3.8	1,253.6
Military Construction, AF.....	888.3	3,274.4	16.5	-	-1.1	4,178.1	3,307.9	-1.1	869.1
Military Construction, AFR.....	455.3	457.9	-	-1.5	-	911.7	274.3	1.5	638.9
Military Construction, ANG.....	12.4	16.0	-	-	-	28.4	10.0	-1.1	18.3
	23.2	35.5	-	-	-	58.7	19.1	-	39.6
SUBTOTAL - DIRECT APPROPRIATIONS	9,829.4	25,911.6	3.9	-33.9	-127.6	35,583.4	25,195.1	-54.3	10,334.1
Air Force Management Fund.....	1.3	-	-	-	-	1.3	-4.0	-	5.3
Air Force Stock Fund.....	18.4	-	-	-60.0	-	-41.6	-109.7	-	68.0
Air Force Industrial Fund.....	226.3	-	-	-70.0	-	156.3	39.0	-	117.3
Defense Production Guarantees.....	1.8	*	-	-	-	1.8	*	-	1.8
Trust Funds.....	26.8	*	-	-	-	26.8	-5.7	-	32.5
Misc Receipts.....	-	-72.4	-	-	-	-72.4	-72.4	-	-
TOTAL AIR FORCE	10,104.0	25,839.2	3.9	-163.9	-127.6	35,655.6	25,042.3	-54.3	10,559.0

*Less than \$50,000.

Source: Budget Management Division, Directorate of Budget, Comptroller of the Air Force.

UNCLASSIFIED

UNCLASSIFIED

UNCLASSIFIED

TABLE 147 -- DEPARTMENT OF THE AIR FORCE OBLIGATIONS AGAINST
ALL PROGRAMS DURING FY 1975

(Figures are in millions of dollars and do not necessarily add to totals due to rounding. Figures in parentheses denote minus amounts.)

PROGRAM NUMBER	APPROPRIATION AND PROGRAM TITLE	OBLIGATIONS				
		FIRST QUARTER	SECOND QUARTER	THIRD QUARTER	FOURTH QUARTER	TOTAL
	ALL DIRECT APPROPRIATIONS FY 1975 - TOTAL	8,141.0	6,679.1	6,280.4	7,024.3	28,124.7
	MILITARY PERSONNEL - TOTAL	1,949.4	1,871.0	1,870.2	1,864.7	7,555.3
510	Pay and Allowance of Officers.....	558.6	541.0	546.1	555.4	2,201.1
530	Pay and Allowance of Enlisted Personnel.....	1,069.4	1,101.4	1,085.4	1,058.1	4,314.3
550	Pay and Allowance of Cadets.....	6.5	4.5	5.1	4.7	20.8
560	Subsistence of Enlisted Personnel.....	111.7	111.5	108.8	113.1	445.1
570	Movement - Permanent Change of Station.....	200.1	111.5	123.8	132.4	567.8
590	Other Military Personnel Costs.....	3.1	1.1	1.0	1.4	6.6
993	Refunds on Transportation of Persons and Things.	*	*	-	(.4)	(.4)
	RESERVE PERSONNEL - TOTAL	43.0	34.1	33.1	32.3	142.4
720	Reserve Personnel.....	37.1	27.8	29.0	27.1	121.0
780	Reserve Officer Candidates.....	5.9	6.3	4.1	5.2	21.5
993	Refunds on Transportation of Persons and Things.	*	-	*	-	-
	NATIONAL GUARD PERSONNEL - TOTAL	55.1	42.1	44.5	60.8	202.5
520	National Guard Personnel.....	55.1	42.1	44.5	60.8	202.5
993	Refunds on Transportation of Persons and Things.	*	*	-	-	*
	OPERATION AND MAINTENANCE, AIR FORCE - TOTAL	2,292.5	1,743.9	1,793.6	2,213.6	8,043.6
I	MFP-1 Strategic Forces.....	462.5	322.6	348.7	407.3	1,541.1
II	MFP-2 General Purpose Forces.....	376.2	325.8	322.7	391.4	1,416.1
III	MFP-3 Intelligence & Communications.....	199.9	116.6	115.1	143.5	575.1
IV	MFP-4 Airlift.....	64.1	65.9	62.9	111.9	304.8
VII	MFP-7 Central Supply & Maintenance.....	818.7	671.2	669.3	786.2	2,945.4
VIII	MFP-8 Training, Med & Other Gen Pers Ac.....	291.6	170.8	204.3	265.5	932.2
IX	MFP-9 Administration & Assoc Activities.....	66.9	64.7	62.8	78.3	272.7
X	MFP-10 Support of Other Nations.....	12.5	6.3	7.8	29.5	56.1
	OPERATION AND MAINTENANCE, AFR - TOTAL	73.7	72.3	72.9	80.0	298.9
501	Mission Forces.....	48.5	49.7	49.4	55.9	203.5
502	Depot Maintenance.....	10.0	7.5	7.2	7.4	32.1
503	Other Support.....	15.2	15.1	16.3	16.7	63.3
	OPERATION AND MAINTENANCE, ANG - TOTAL	149.7	159.2	162.0	192.2	663.1
410	Operation of Aircraft.....	31.8	29.7	27.0	37.3	125.8
430	Logistical Support.....	11.0	22.0	20.1	26.8	79.9
440	Training Support.....	106.0	106.6	114.1	127.1	453.8
470	Medical Support.....	.2	.1	.1	.2	.6
480	Service Wide Support.....	.7	.8	.7	.8	3.0
993	Refunds on Transportation of Persons and Things.	*	*	*	*	*
	AIRCRAFT PROCUREMENT - TOTAL	916.2	1,192.8	932.7	985.7	4,027.4
1000	Aircraft Weapons System.....	275.3	409.4	337.9	434.4	1,457.0
1100	Modification.....	81.8	141.8	81.9	75.8	381.3
1200	In-Service Direct Ground Supt Equip - Common....	22.2	20.3	38.0	25.6	106.1
1300	Component Improvement.....	(.1)	1.3	6.2	4.3	11.7
1400	Aircraft Industrial Facilities.....	9.3	8.4	6.1	5.8	29.6
1500	Aircraft Replenishment Spares & Repair Parts....	165.4	115.3	98.5	91.1	470.3
1600	Aircraft Initial Spares and Repair Parts.....	12.1	91.7	27.3	27.2	158.3
1700	War Consumables.....	1.0	-	-	.4	1.4
1800	Procurement for Other than Air Force.....	272.8	387.9	321.9	301.9	1,284.5
1900	Other Charges.....	76.4	16.7	14.9	19.2	127.2

UNCLASSIFIED

UNCLASSIFIED

TABLE 147 - DEPARTMENT OF THE AIR FORCE OBLIGATIONS AGAINST
ALL PROGRAMS DURING FY 1975 (CONTINUED)

(Figures are in millions of dollars and do not necessarily add to totals due to rounding. Figures in parentheses denote minus amounts.)

PROGRAM NUMBER	APPROPRIATION AND PROGRAM TITLE	OBLIGATIONS				
		FIRST QUARTER	SECOND QUARTER	THIRD QUARTER	FOURTH QUARTER	TOTAL
	MISSILE PROCUREMENT - TOTAL	583.1	429.0	253.3	278.7	1,544.1
2000	Missile Weapon System.....	377.0	154.6	104.3	93.4	729.3
2100	Modification.....	13.2	6.1	6.7	10.4	36.4
2200	Replacement Equipment and VATE.....	.2	3.9	.8	.8	5.7
2300	Space Program.....	44.8	131.0	44.4	31.8	252.0
2400	Missile Industrial Facilities.....	1.0	1.5	.8	5.4	8.7
2500	Missile Replenishment Spares and Repair Parts....	3.4	4.8	8.8	5.1	22.1
2600	Missile Initial Spares and Repair Parts.....	6.6	2.8	5.0	3.4	17.8
2700	Special Projects.....	1.3	1.1	1.8	2.4	6.6
2800	Procurement Other Than Air Force.....	(.5)	.1	.5	12.8	12.9
2900	Other Charges.....	136.1	123.1	80.2	113.2	452.6
	OTHER PROCUREMENT - TOTAL	382.6	414.2	413.8	436.3	1,646.9
8000	Spares - Repair Electronics & Tele Equipment....	8.8	7.6	13.0	10.5	39.9
8100	Munitions and Associated.....	52.4	58.1	35.5	53.8	199.8
8200	Vehicular Equipment.....	19.7	29.6	15.2	(4.9)	59.6
8300	Crypto & Other Security Service.....	3.7	.2	2.8	8.2	14.9
8400	Electronic and Telecommunications Equipment....	32.3	29.8	68.6	75.4	206.1
8500	Other Base Maintenance and Support Equipment....	234.4	260.2	254.5	265.7	1,014.8
8600	Other Industrial Facilities.....	-	(.1)	1.6	.9	2.4
8700	Procurement Other Than Air Force.....	22.3	26.3	19.5	18.5	86.6
8800	Equipment Modification.....	9.1	2.8	3.3	8.5	23.7
9930	Refunds on Transportation of Persons and Things.	(.1)	(.3)	(.2)	(.3)	(.9)
	RESEARCH, DEVELOPMENT, TEST AND EVALUATION - TOTAL	1,647.0	680.3	632.5	654.7	3,614.5
610	Aircraft and Related Equipment.....	689.3	143.3	167.9	145.7	1,146.2
620	Missiles and Related Equipment.....	121.5	101.1	63.0	108.1	393.7
630	Military Astronautics and Related Equipment....	178.6	162.1	117.6	105.1	563.4
660	Ord Combat Vehicle & Related Equipment.....	51.5	30.5	30.0	39.6	151.6
670	Other Equipment.....	349.4	88.9	115.8	96.2	650.3
680	Military Sciences.....	60.9	27.6	22.1	30.8	141.4
690	Program Wide Management and Support.....	195.8	126.8	116.1	129.2	567.9
993	Refunds on Transportation of Persons and Things.	*	*	*	*	*
	MILITARY CONSTRUCTION, AIR FORCE - TOTAL	41.6	37.8	69.8	190.2	339.4
310	Project Planning and Design.....	4.3	6.0	10.4	9.9	30.6
320	Major Construction, Inside the U. S.....	28.4	24.8	59.6	129.2	242.0
330	Major Construction Outside the U. S.....	2.8	7.0	(.2)	39.2	48.8
340	Minor Construction.....	2.4	3.0	2.6	7.3	15.3
350	Support Activities.....	.6	-	.1	.3	1.0
	Appropriation Transfer Account.....	-	.3	-	2.2	2.5
	1969 and Prior.....	3.1	(3.3)	(2.7)	2.1	(.8)
	MILITARY CONSTRUCTION, AIR FORCE RESERVE - TOTAL	2.7	1.1	.5	9.0	13.3
310	Project Planning and Design.....	.4	.1	.1	.3	.9
320	Major Construction.....	2.3	1.0	.2	8.6	12.1
340	Minor Construction.....	*	*	.2	.1	.3
	MILITARY CONSTRUCTION, AIR NATIONAL GUARD - TOTAL	4.4	1.3	1.5	26.1	33.3
310	Project Planning and Design.....	.7	.3	.5	.5	2.0
320	Major Construction.....	3.6	1.0	.5	24.9	30.0
340	Minor Construction.....	.1	-	.5	.7	1.3

*Less than \$50,000.

Source: Budget Management Division, Directorate of Budget, Comptroller of the Air Force

UNCLASSIFIED

UNCLASSIFIED

TABLE 148 -- TOTAL USAF OBLIGATIONS DURING FY 1975 -- BY FUNDING CATEGORY --
CUMULATIVE AT END OF FY 1975

(DOLLARS IN MILLIONS)

	Jul	Aug	Sep	Oct	Nov	Dec	Jan	Feb	Mar	Apr	May	Jun
TOTAL												
FY 75 Actual	2,973.8	5,533.2	8,144.5	10,372.8	12,738.1	14,830.2	17,201.5	19,128.4	21,108.0	23,410.0	25,452.0	28,083.3
FY 75 Plan												29,163.1
FY 74 Actual	3,324.6	5,567.8	7,482.4	10,109.6	11,984.6	13,591.3	16,032.9	18,249.1	20,219.1	22,339.8	23,998.1	26,585.9
MILITARY PERSONNEL, AF												
FY 75 Actual	676.6	1,333.6	1,949.3	2,584.0	3,192.8	3,820.3	4,457.2	5,073.0	5,690.5	6,308.6	6,922.9	7,551.5
FY 75 Plan												7,562.1
FY 74 Actual	680.5	1,320.4	1,938.0	2,550.3	3,190.7	3,796.0	4,435.0	5,062.8	5,693.9	6,315.8	6,905.2	7,535.0
OPERATION & MAINTENANCE, AF												
FY 75 Actual	1,010.9	1,672.2	2,292.5	2,995.1	3,514.5	4,036.4	4,859.2	5,332.4	5,830.0	6,666.2	7,191.1	8,042.7
FY 75 Plan												8,305.7
FY 74 Actual	950.8	1,494.2	1,993.6	2,818.5	3,246.1	3,631.1	4,418.4	4,771.0	5,264.9	5,984.5	6,507.2	7,446.8
AIRCRAFT PROCUREMENT												
FY 75 Actual	140.0	301.9	919.7	1,165.6	1,748.9	2,119.0	2,430.1	2,753.4	3,061.0	3,199.4	3,639.7	4,015.5
FY 75 Plan												4,209.6
FY 74 Actual	170.9	323.4	506.0	908.5	1,304.8	1,478.0	1,967.3	2,511.6	2,896.6	3,140.9	3,290.8	3,599.5
MISSILE PROCUREMENT												
FY 75 Actual	14142.6	369.0	583.1	694.2	874.6	1,011.7	1,072.3	1,169.8	1,265.5	1,373.7	1,430.7	1,542.2
FY 75 Plan												1,743.3
FY 74 Actual	273.0	528.2	561.4	769.1	834.8	976.8	1,120.4	1,194.9	1,279.9	1,345.8	1,404.3	1,530.4
OTHER PROCUREMENT												
FY 75 Actual	116.0	234.1	381.4	532.4	669.2	796.9	970.2	1,072.7	1,198.8	1,436.2	1,520.6	1,646.2
FY 75 Plan												1,890.0
FY 74 Actual	124.0	386.8	702.1	930.2	994.2	1,049.0	1,109.3	1,267.8	1,357.7	1,472.7	1,508.5	1,644.5
RDT & E												
FY 75 Actual	746.6	1,360.2	1,647.2	1,912.0	2,122.8	2,327.3	2,573.4	2,753.0	2,959.9	3,152.6	3,314.2	3,603.2
FY 75 Plan												3,660.8
FY 74 Actual	1,010.4	1,290.9	1,456.2	1,696.4	1,882.9	2,042.6	2,262.7	2,623.9	2,806.4	2,997.6	3,162.5	3,398.4
MILITARY CONSTRUCTION, AF												
FY 75 Actual	9.3	26.0	41.6	52.7	72.6	79.5	92.0	116.1	149.1	188.8	234.4	329.2
FY 75 Plan												412.7
FY 74 Actual	5.7	29.6	43.8	60.2	74.4	87.2	98.6	110.1	133.1	174.0	210.6	289.4
RESERVE (PERS, O&M, MIL CON)												
FY 75 Actual	59.5	88.7	119.6	169.0	199.5	227.1	277.7	304.1	333.3	387.8	419.5	454.0
FY 75 Plan												454.7
FY 74 Actual	50.1	71.6	93.2	135.2	158.0	180.8	216.7	241.5	264.5	303.5	333.1	381.1
GUARD (PERS, O&M, MIL CON)												
FY 75 Actual	72.2	147.7	210.1	267.8	343.2	412.0	469.3	553.7	619.9	696.7	778.9	898.9
FY 75 Plan												924.2
FY 74 Actual	59.2	122.7	188.1	241.2	298.7	349.8	404.5	465.5	522.1	605.0	675.9	760.9

NOTES: Details may not add to totals due to rounding.

FY 75 Plan reflects FY 75 estimate included in the President's FY 76 Budget.

Source: DD1176 and 7129 (Flash)

OPR: AF/ACBMC

UNCLASSIFIED

UNCLASSIFIED

TABLE 149 -- TOTAL USAF OUTLAYS DURING FY 1975 -- BY FUNDING CATEGORY --
CUMULATIVE -- AT END OF FY 1975

(DOLLARS IN MILLIONS)

	Jul	Aug	Sep	Oct	Nov	Dec	Jan	Feb	Mar	Apr	May	Jun
TOTAL (INCL MAP)												
FY 75 Actual	1,736.4	3,789.5	5,882.9	8,097.5	10,324.2	12,474.4	14,635.4	16,796.7	18,733.1	21,045.0	23,305.8	25,387.0
FY 75 Plan										20,957.0	23,199.0	25,479.0
FY 74 Actual	1,719.9	3,772.0	5,670.8	7,729.8	9,792.0	11,530.6	13,398.0	15,305.6	17,527.8	19,611.5	21,807.8	23,969.5
MAP												
FY 75 Actual	-46.6	-112.9	-4.2	21.1	48.1	62.2	106.6	181.4	22.6	174.1	281.1	350.6
FY 75 Plan										151.0	212.0	310.0
FY 74 Actual	-40.0	-31.8	-94.7	-59.2	16.8	-109.3	-183.6	-98.6	-21.7	-70.8	13.0	41.1
TOTAL (EXCL MAP)												
FY 75 Actual	1,783.0	3,902.4	5,887.1	8,076.4	10,276.1	12,412.2	14,528.8	16,615.3	18,710.5	20,870.9	23,024.7	25,036.3
FY 75 Plan										20,806.0	22,987.0	25,169.0
FY 74 Actual	1,759.9	3,803.9	5,765.5	7,789.0	9,775.1	11,639.8	13,581.6	15,404.1	17,549.5	19,682.3	21,794.8	23,928.3
MILITARY PERSONNEL, AF												
FY 75 Actual	663.7	1,324.5	1,947.8	2,589.1	3,209.8	3,837.0	4,459.2	5,060.2	5,666.7	6,264.7	6,864.5	7,477.9
FY 75 Plan										6,287.0	6,907.0	7,517.0
FY 74 Actual	607.1	1,247.0	1,862.6	2,449.3	3,068.5	3,668.6	4,297.3	4,912.8	5,527.4	6,151.0	6,770.3	7,365.6
OPERATION & MAINTENANCE, AF												
FY 75 Actual	578.8	1,267.7	1,847.5	2,486.5	3,143.6	3,721.1	4,337.2	4,902.0	5,516.9	6,165.3	6,811.4	7,444.7
FY 75 Plan										6,102.0	6,717.0	7,342.0
FY 74 Actual	546.4	1,101.7	1,547.6	2,075.2	2,656.5	3,098.6	3,628.4	4,117.5	4,694.9	5,290.9	5,948.7	6,570.9
AIRCRAFT PROCUREMENT												
FY 75 Actual	-100.2	122.7	228.7	480.9	709.2	875.5	1,107.4	1,339.3	1,622.4	1,754.7	1,961.2	2,209.7
FY 75 Plan										1,817.0	2,062.0	2,307.0
FY 74 Actual	91.4	292.6	443.1	645.2	753.9	937.8	1,173.4	1,202.4	1,390.7	1,579.1	1,811.1	2,077.6
MISSILE PROCUREMENT												
FY 75 Actual	110.3	243.5	363.5	511.7	651.4	797.4	909.6	1,031.7	1,183.3	1,331.0	1,473.1	1,602.2
FY 75 Plan										1,328.0	1,470.0	1,628.0
FY 74 Actual	104.8	242.8	368.8	504.4	654.7	781.8	893.2	1,013.1	1,128.4	1,247.0	1,401.8	1,537.1
OTHER PROCUREMENT												
FY 75 Actual	73.7	176.0	329.8	451.2	571.1	707.9	845.9	974.5	1,115.4	1,406.2	1,494.0	1,576.6
FY 75 Plan										1,265.0	1,355.0	1,455.0
FY 74 Actual	138.4	305.2	549.0	780.1	917.8	1,009.4	1,103.2	1,292.8	1,404.9	1,561.2	1,644.4	1,751.9
RDT&E												
FY 75 Actual	301.1	613.5	859.7	1,156.0	1,446.4	1,757.6	2,023.5	2,282.5	2,536.1	2,789.8	3,076.1	3,307.4
FY 75 Plan										2,781.0	3,086.0	3,361.0
FY 74 Actual	238.8	553.3	823.3	1,099.4	1,357.2	1,635.9	1,875.4	2,169.4	2,427.2	2,677.9	2,976.6	3,239.6
MILITARY CONSTRUCTION, AF												
FY 75 Actual	19.1	41.2	64.1	90.0	112.4	134.1	160.3	180.7	199.2	221.3	245.0	273.7
FY 75 Plan										221.0	247.0	276.0
FY 74 Actual	14.3	39.4	61.9	86.3	111.2	133.6	158.4	176.4	199.7	220.0	244.8	266.0

NOTES: Detail may not add to totals due to rounding.
FY 75 Plan reflects FY 75 estimate provided OSD 2 May.

UNCLASSIFIED

UNCLASSIFIED

TABLE 149 -- TOTAL USAF OUTLAYS DURING FY 1975 -- BY FUNDING CATEGORY --
CUMULATIVE -- AT END OF FY 1975 (CONTINUED)

(DOLLARS IN MILLIONS)

	Jul	Aug	Sep	Oct	Nov	Dec	Jan	Feb	Mar	Apr	May	Jun
RESERVE (PERS, O&M, MIL CON)												
FY 74 Actual	34.1	69.9	109.3	146.1	187.4	221.2	256.2	290.2	327.4	364.2	408.0	444.8
FY 75 Plan										359.0	395.0	431.0
FY 74 Actual	-13.0	19.9	80.7	112.2	145.3	172.5	199.1	227.3	257.7	284.3	323.1	355.0
GUARD (PERS, O&M, MIL CON)												
FY 75 Actual	65.3	141.8	205.6	275.6	352.5	418.6	485.1	550.8	620.1	695.7	778.2	854.0
FY 75 Plan										696.0	777.0	862.0
FY 74 Actual	54.5	113.2	167.6	223.7	288.5	341.6	395.8	452.4	512.0	574.7	650.4	723.3
STOCK FUND												
FY 75 Actual	-54.3	-77.6	-61.6	-78.2	-91.8	-56.3	-54.9	-22.6	-79.1	-100.4	-107.1	-133.8
FY 75 Plan										-62.0	-50.0	-41.0
FY 74 Actual	-1.1	-55.8	88.0	-147.2	-157.6	-136.9	-131.3	-148.6	-9.3	22.4	-3.2	66.1
INDUSTRIAL FUND												
FY 75 Actual	-25.7	-31.0	-31.8	-33.5	-1.5	19.3	28.0	48.8	41.9	19.6	73.5	38.4
FY 75 Plan										55.0	60.0	70.0
FY 74 Actual	-66.6	-69.0	-46.0	-55.7	-44.1	-31.7	-43.1	-26.3	2.3	-7.3	12.8	5.4
OTHER ACCOUNTS (MGT FUND; UNDIR)												
FY 75 Actual	132.7	29.9	47.2	43.8	29.6	27.5	35.0	41.8	27.9	32.4	22.2	19.9
FY 75 Plan										26.0	24.0	29.0
FY 74 Actual	50.8	18.6	6.4	29.4	36.6	43.6	47.3	34.7	35.6	108.2	41.6	2.6
TRUST FUNDS/MISC RECEIPTS												
FY 75 Actual	-15.6	-19.5	-22.8	-42.8	-44.0	-48.7	-63.8	-64.6	-67.7	-73.5	-75.5	-79.1
FY 75 Plan										-69.0	-71.0	-73.0
FY 74 Actual	-5.9	-9.1	-11.3	-13.3	-13.5	-14.9	-15.5	-19.8	-21.9	-27.2	-27.5	-32.8

NOTES: Detail may not add to totals due to rounding.
FY 75 Plan reflects FY 75 estimate provided OSD 2 May.

Source: DD 1176 and 1329 (Flash)
OPR: AF/ACBMC

UNCLASSIFIED

TABLE 150 - AIRCRAFT PROCUREMENT (3010) STATUS OF FY 1975 PROGRAM -
BY SYSTEM - AT END OF FY 1975

(DOLLARS IN MILLIONS)

ITEM	Total Program 31 July 75	Program Directed To Field (BA) 31 July 75		Commitments 30 June 75		Obligations 30 June 75	
		Amount	%	Amount	% of BA	Amount	% of BA
A-7D	100.1	100.1	100.0	95.3	95.2	54.9	54.8
A-10	138.0	138.0	100.0	143.9	104.3	139.7	101.2
A-10 Adv Buy	28.9	28.9	100.0	0	0	0	0
E-3A (AWACS)	348.4	328.7	94.3	343.7	104.6	343.6	104.5
E-3A Adv Buy	22.3	22.3	100.0	0	0	0	0
F/TF-15A	726.0	726.0	100.0	721.5	99.4	390.8	53.8
F-15A Adv Buy	30.9	30.9	100.0	0	0	0	0
F-111F	82.6	72.2	87.4	37.4	51.8	37.4	51.8
C-130H Simulators	15.0	15.0	100.0	0	0	0	0
F-5E	69.2	69.2	100.0	64.2	92.8	64.1	92.6
Modifications	524.6	492.4	93.9	317.3	64.4	224.6	45.6
Acft Spares & Repair Parts	727.4	727.4	100.0	676.0	92.9	555.0	76.3
Initial	253.4	253.4	100.0	204.3	80.6	122.2	48.2
Replenishment	474.0	474.0	100.0	471.7	99.5	432.8	91.3
Common Ground Equipment	110.3	107.8	97.7	91.4	84.8	77.7	72.1
Component Improvement	9.6	9.6	100.0	9.2	95.8	9.2	95.8
Industrial Facilities	28.7	27.4	95.5	26.3	96.0	25.0	91.2
War Consumables	11.6	11.6	100.0	0	0	0	0
Other Charges	115.5	115.5	100.0	108.9	94.3	100.5	87.0
TOTAL DIRECT PROGRAM	3,089.1	3,023.0	97.9	2,635.1	87.2	2,022.5	66.9
REIMBURSABLE PROGRAM	1,340.4	1,340.4	100.0	1,020.9	76.2	778.7	58.1
TOTAL PROGRAM	4,429.5	4,363.4	98.5	3,656.0	83.8	2,801.2	64.2

NOTE: Tables may not add due to rounding.
Source: RCS: HAF-ACB (M) 7130
OPR: AF/ACBIO

UNCLASSIFIED

UNCLASSIFIED

TABLE 151 -- USAF MISSILE PROCUREMENT (3020) -- STATUS OF FY 1975 PROGRAM --
AT END OF FY 1975

(DOLLARS IN MILLIONS)

ITEM	Total Program 31 July 75	Program Directed To Field (BA) 31 July 75		Commitments 30 June 75		Obligations 30 June 75	
		Amount	%	Amount	% of BA	Amount	% of BA
BALLISTIC MISSILES	597.3	597.0	99.9	472.1	79.1	459.5	77.0
LGM-30F/G MINUTEMAN	278.9	278.6	99.9				
MINUTEMAN ADVANCE PROCUREMENT	19.5	19.5	100.0				
MINUTEMAN FORCE MODERNIZATION	298.9	298.9	100.0				
OTHER MISSILES	132.2	132.2	100.0	129.0	97.6	97.2	73.5
AGM-45A SHRIKE	11.1	11.1	100.0	10.8	97.3	.1	.9
AGM-65A MAVERICK	72.7	72.7	100.0	71.2	97.9	71.2	97.9
AIM-7F SPARROW	43.3	43.3	100.0	43.2	99.8	22.4	51.7
TARGET DRONES	5.1	5.1	100.0	3.8	74.5	3.5	68.6
MODIFICATION OF IN-SERVICE MSLS	40.9	40.8	99.8	17.4	42.6	11.7	28.7
SPARES & REPAIR PARTS	43.3	43.3	100.0	32.5	75.1	25.2	58.2
OTHER SUPPORT	729.0	727.7	99.8	696.9	95.8	607.7	83.5
TOTAL DIRECT PROGRAM	1,542.7	1,541.0	99.9	1,347.8	87.5	1,201.2	77.9
REIMBURSABLE PROGRAM	16.9	8.7	51.5	1.0	11.5	.7	8.0
TOTAL PROGRAM	1,559.6	1,549.7	99.4	1,348.8	87.0	1,201.9	77.6

NOTE: Tables may not add due to rounding.

Source: RCS: HAF-ACB (M) 7130

OPR: AF/ACBID

UNCLASSIFIED

UNCLASSIFIED

TABLE 152 -- USAF OTHER PROCUREMENT (3080) -- STATUS OF FY 1975 PROGRAM --
BY SYSTEM -- AT END OF FY 1975

(DOLLARS IN MILLIONS)

ITEM	Total Program 31 July 75	Program Directed To Field (BA) 31 July 75		Commitments 30 June 75		Obligations 30 June 75	
		Amount	%	Amount	% of BA	Amount	% of BA
Munitions & Associated Equipment	183.9	168.3	91.5	154.2	91.6	146.9	87.3
Vehicular Equipment	62.8	62.8	100.0	55.0	87.6	48.5	77.2
Cryptographic & Other Security Service	18.7	17.7	94.7	17.0	96.0	4.2	23.7
Electronic & Telecomm Equipment	330.8	288.4	87.2	200.9	69.7	163.4	56.7
Other Base Maintenance Support Equipment	1,027.2	1,025.9	99.9	1,002.1	97.7	959.6	93.5
Other Industrial Facilities	3.3	3.3	100.0	2.4	72.7	2.3	69.7
Equipment Modification	22.3	20.3	91.0	12.5	61.6	9.7	47.8
TOTAL DIRECT PROGRAM	1,649.0	1,586.6	96.2	1,444.1	91.0	1,334.4	84.1
REIMBURSABLE PROGRAM	204.0	150.8	73.9	74.0	49.1	51.3	34.0
TOTAL PROGRAM	1,853.0	1,737.4	93.8	1,518.1	87.4	1,385.7	79.8

NOTE: Tables may not add due to rounding.

Source: RCS: HAF-ACB (M) 7130

OPR: AF/ACBIM

UNCLASSIFIED

UNCLASSIFIED

TABLE 153 -- USAF RESEARCH, DEVELOPMENT, TEST AND EVALUATION (3600) --
 STATUS OF FY 1975 PROGRAM -- BY SYSTEM --
 AT END OF FY 1975

(DOLLARS IN MILLIONS)

ITEM	Total Program 31 July 75	Program Directed to Field (BA) 31 July 75		Commitments 30 June 75		Obligations 30 June 75	
		Amount	%	Amount	% of BA	Amount	% of BA
F-15	184.2	184.2	100.0	184.1	99.9	184.1	99.9
Aerospace Avionics	48.9	48.9	100.0	48.9	100.0	48.6	99.4
F-5E/F	8.0	8.0	100.0	8.0	100.0	8.0	100.0
AMST Prototype	55.8	55.8	100.0	55.4	99.3	55.4	99.3
B-1	445.0	445.0	100.0	445.0	100.0	444.9	100.0
EF-111A	35.3	35.3	100.0	34.9	98.9	34.9	98.9
A-10	81.4	81.4	100.0	81.4	100.0	80.5	98.9
Air Combat Fighter	32.0	32.0	100.0	32.0	100.0	31.5	98.4
Minuteman Squadrons	123.9	123.9	100.0	123.8	99.9	123.8	99.9
Adv. ICBM Technology	37.3	37.3	100.0	37.3	100.0	37.3	100.0
ABRES	109.8	109.8	100.0	109.8	100.0	109.8	100.0
Air Launched Cruise Missile	61.4	58.6	95.4	58.6	100.0	58.2	99.3
Defense Support Program	34.4	34.4	100.0	33.4	97.1	33.4	97.1
Special Activities	234.9	234.9	100.0	234.4	99.8	217.0	92.4
Satellite Data Systems	38.1	38.1	100.0	38.0	99.7	36.9	96.9
Ground Electronics	41.6	41.6	100.0	41.2	99.0	41.1	98.8
AABNCP	62.7	62.7	100.0	62.5	99.7	62.3	99.4
Protective Systems	17.5	17.5	100.0	17.2	98.3	16.9	96.6
AWACS	210.0	210.0	100.0	210.0	100.0	210.0	100.0
Defense Research Sciences	74.2	74.2	100.0	73.7	99.3	73.7	99.3
Acquisition & Command Support	198.8	198.7	99.9	198.4	99.8	196.9	99.1
Test & Evaluation Support	260.2	260.2	100.0	259.8	99.8	259.2	99.6
Other	903.5	900.9	99.7	885.7	98.3	872.6	96.9
Total Direct Program	3,298.9	3,293.4	99.8	3,273.5	99.4	3,237.0	98.3
Reimbursable Program	318.9	318.9	100.0	284.9	89.3	282.6	88.6
Total Program	3,617.8	3,612.3	99.8	3,558.4	98.5	3,519.6	97.4

NOTE: Tables may not add due to rounding.
 Source: RCS: HAF-ACB (M) 7130
 OPR: AF/ACBIA

UNCLASSIFIED

UNCLASSIFIED

UNCLASSIFIED

TABLE 154 -- USAF OPERATING BUDGET MILITARY PERSONNEL DIRECT EXPENSES -- BY MAJOR COMMAND AND MAJOR FORCES -- AT END OF FY 1975

BY MAJOR COMMAND¹

(Dollars In Thousands)

COMMAND	DIRECT EXPENSES THRU JUNE 75
AAC	95,376
ADC	325,482
AFCS	393,998
AFLC	129,705
AFRES	13,064
AFSC	365,794
ATC	833,294
AU	138,664
HQ CMD	121,340
MAC	752,951
PACAF	500,995
SAC	1,420,908
TAC	742,269
USAFE	507,767
USAFSS	156,130
USCINCRD	5,831
ALL OTHER (AFIN, USAFA, etc.)	243,641
TOTAL	6,747,209

BY MAJOR FORCE PROGRAM

(Dollars In Thousands)

PROGRAM	DIRECT EXPENSES THRU JUNE 75	PERCENT OF ANNUAL BUDGET	ANNUAL EXPENSE AUTHORITY
STRATEGIC FORCES	1,584,148	96.5	1,642,384
GENERAL PURPOSE FORCES	1,707,678	97.4	1,753,418
INTELLIGENCE & COMMUNICATIONS	707,643	96.1	736,244
AIRLIFT & SEALIFT	437,297	99.9	437,837
GUARD & RESERVE FORCES	27,770	98.0	28,350
RESEARCH & DEVELOPMENT	239,357	102.6	233,354
CENTRAL SUPPLY & MAINTENANCE	123,436	104.2	118,411
TRAINING, MEDICAL & OTHER GENERAL PERSONNEL ACTIVITIES	1,656,685	100.3	1,651,614
ADMIN & ASSOCIATED ACTIVITIES	225,028	109.7	205,172
SUPPORT TO OTHER NATIONS	38,167	99.4	38,397
TOTAL	6,747,209	98.6	6,845,181 ²

NOTE: Excludes PCS and Other Military Personnel Activities.

1. Mil Pers Expense Authority is no longer issued to the Major Commands.

2. Includes \$14,322,000 in 5743500 appropriation issued to AF/RECB by OSD on Schedule of Expense Authority.

Source: PCN: RRA-CO118 Operating Budget.

OPR: AF/ACBOB

UNCLASSIFIED

UNCLASSIFIED

TABLE 155 -- USAF OPERATING BUDGET -- OPERATION AND MAINTENANCE -- DIRECT EXPENSES --
BY MAJOR COMMAND AND MAJOR FORCE PROGRAM -- AT END OF FY 1975

BY MAJOR COMMAND

COMMAND	DIRECT EXPENSES Thru Jun 1975	PERCENT OF ANNUAL BUDGET ^{1/}	ANNUAL EXPENSE AUTHORITY
AAC	87,337	99.8	87,514
ADC	297,892	100.0	297,958
AFCS	349,000	99.9	349,201
AFLC	2,390,144	100.0	2,390,850
AFRES	295,955	99.7	296,755
AFSC	266,254	99.5	267,528
ATC	509,593	100.0	509,718
AU	69,814	100.0	69,825
HQ CMD	92,020	99.8	92,214
MAC	455,338	98.7	460,092
PACAF	355,958	99.7	356,985
SAC	1,032,755	99.6	1,036,698
TAC	492,703	99.7	494,245
USAFE	378,801	99.9	379,120
USAFSS	63,192	99.9	63,245
USCINCREC	3,137	99.7	3,148
ALL OTHER (AFIN, USAFA, etc.)	392,329	90.7	432,584
TOTAL	7,532,222	99.3	7,587,680

BY MAJOR FORCE PROGRAM

PROGRAM	DIRECT EXPENSES Thru Jun 1975	PERCENT OF ANNUAL BUDGET ^{1/}	ANNUAL EXPENSE AUTHORITY
STRATEGIC FORCES	1,464,103	98.5	1,486,943
GENERAL PURPOSE FORCES	1,311,655	99.0	1,324,866
INTELLIGENCE & COMMUNICATIONS	552,993	99.1	557,826
AIRLIFT & SEALIFT	266,460	98.2	271,253
GUARD & RESERVE FORCES	295,515	99.8	296,250
CENTRAL SUPPLY & MAINTENANCE	2,546,595	99.8	2,551,464
TRAINING, MEDICAL & OTHER GENERAL PERSONNEL ACTIVITIES	835,546	99.9	836,504
ADMIN & ASSOCIATED ACTIVITIES	258,003	98.8	261,057
SUPPORT TO OTHER NATIONS	1,352	89.1	1,517
TOTAL	7,532,222	99.3	7,587,680

1. Expense Authority.

Source: PCN: RRA-00118, Operating Budget.
OPR: AF/ACBOC

UNCLASSIFIED

UNCLASSIFIED

UNCLASSIFIED



Transportation

PART XII

UNCLASSIFIED

PART XII

TRANSPORTATION

INTRODUCTION

The data included in this section represent the actual movement of people and things world-wide.

Military Airlift Command (MAC) data shown herein represent movement by the Airlift Service Industrial Fund of traffic for all services and to a minor extent for other agencies. The Airlift Service Industrial Fund began operation at the beginning of Fiscal Year 1958.

Tables reflecting movements out of AF Continental US (CONUS) installations via commercial transportation refer to traffic where movement is accomplished by a bill of lading or a transportation request. Data as shown herein include movements by Air Force for other services and do not include movements for the Air Force by other services. Data are for the period in which traffic moved rather than for the period of payment for transportation service.

DEFINITIONS

LONG TON - 2,240 pounds.

SHORT TON - 2,000 pounds (Included in MAC movement statistics).

MEASUREMENT TON (M/T) - Unit of volume displacing 40 cubic feet of space.

SPACE AVAILABLE TRAVEL - Space which is surplus after all space required traffic has been accommodated and which would otherwise be unused.

SPACE REQUIRED TRAVEL - Transportation space against which a requirement was accepted and an assignment made.

UNCLASSIFIED

UNCLASSIFIED

TABLE 156 -- MILITARY AIRLIFT COMMAND SELECTED TRANSPORT
OPERATIONS OF THE SINGLE MANAGER OPERATING AGENCY
BY USER -- FY 1975 a/

(Table below shows movements by industrial fund aircraft and movements out of
MAC aerial ports by non-industrial fund aircraft)

TYPE OF OPERATION	AIRLIFT SERVICE PROVIDED FOR				
	Total	US Army	US Navy	Air Force	Other
<u>CHANNEL TRAFFIC SPACE ASSIGNED</u> (In Thousands) <u>b/</u>					
Cargo (Tons)	262.4	62.8	73.1	126.5	-
Passengers/Patients (Number)	1,162.9	423.3	311.2	428.4	-
<u>CHANNEL TRAFFIC TONS AIRLIFTED</u> (In Thousands) - Total	394.6	101.1	100.5	182.9	10.1
Cargo <u>c/</u>	273.3	55.8	71.0	141.8	4.7
Passengers/Patients	121.3	45.3	29.5	41.1	5.4
<u>CHANNEL PASSENGERS/PATIENTS</u> <u>AIRLIFTED (In Thousands) - Total</u>	1,091.5	407.1	265.4	370.2	48.8
Military <u>d/</u>	-	-	-	-	-
Civilian <u>d/</u>	-	-	-	-	-
<u>SPECIAL ASSIGNMENT AIRLIFT TON</u> <u>MILES OF CAPABILITY (Million)</u> - Total	732.8	108.1	80.4	191.8	352.5
<u>SPECIAL AIR MISSION (89 MAW)</u> <u>PASSENGERS AIRLIFTED</u> (In Thousand) - Total	15.5	-	-	13.8	1.7
<u>SPACE AVAILABLE PASSENGERS</u> <u>AIRLIFTED (In Thousands)</u> - Total	309.1	79.2	94.5	135.4	-

a/ Movement by Industrial Fund and Non-Industrial Fund Aircraft.

b/ Space Assigned as of the end of the month.

c/ Includes mail carried on aircraft under operational control of MAC.

d/ Data for Military and Civilian breakout not available.

Source: Industrial Fund Revenue Reporting System, DCS/Comptroller,
Headquarters MAC.

UNCLASSIFIED

UNCLASSIFIED

TABLE 157 - MILITARY AIRLIFT COMMAND SELECTED TRANSPORT
OPERATIONS OF THE SINGLE MANAGER OPERATING AGENCY
BY ACTIVITY - FY 1975

TYPE OPERATION	AIRLIFT SERVICES PERFORMED BY					
	Total	Trans- port Force	Special Air Msns (89 MAW)	Aero -med Evac	Other Mili- tary	Cmcl
<u>CHANNEL TRAFFIC SPACE ASSIGNED</u> (Thousands)						
Cargo (Tons)	262.4	a/	-	-	a/	a/
Passengers/Patients (Numbers)	1,162.9	a/	-	-	a/	a/
<u>CHANNEL TRAFFIC TONS AIRLIFT</u> (Thousands) - Total	394.6	265.4	-	-	6.5	122.7
Cargo b/	273.3	249.2	-	-	5.3	18.8
Passengers/Patients	121.3	16.2	-	-	1.2	103.9
<u>CHANNEL PASSENGERS/PATIENTS</u> <u>AIRLIFTED (Thousands) - Total</u>	1,091.5	145.4	-	-	10.6	935.5
Military c/	-	-	-	-	-	-
Civilian (DOD Employees and all Dependents) c/	-	-	-	-	-	-
<u>CHANNEL TRAFFIC TON MILES OF</u> <u>CAPABILITY (Million) - Total</u>	2,612.0	2,021.2	-	-	25.9	564.9
Percent Capability Utilized	57.7	50.0	-	-	100.0	83.0
<u>CHANNEL TRAFFIC TON MILES FLOWN</u> (Million)	1,506.4	1,011.5	-	-	25.9	469.0
Cargo	1,047.6	967.5	-	-	16.4	63.7
Outbound	632.3	574.8	-	-	7.4	50.1
Inbound	415.3	392.7	-	-	9.0	13.6
Passengers/Patients	458.8	44.0	-	-	9.5	405.3
Outbound	223.2	13.8	-	-	4.6	204.8
Inbound	235.6	30.2	-	-	4.9	200.5
<u>SPECIAL ASSIGNMENT AIRLIFT OF</u> <u>CAPABILITY (Million)</u>	732.8	633.6	-	-	-	99.2
<u>SPECIAL AIR MISSION (89 MAW)</u> <u>PASSENGER AIRLIFTED (Thousands)</u> Total	15.5	-	15.5	-	-	-
<u>DOMESTIC AEROMEDICAL PATIENTS</u> <u>AIRLIFTED (Thousands) - Total</u>	27.5	-	-	27.5	-	-
<u>SPACE AVAILABLE PASSENGERS AIR-</u> <u>LIFTED (Thousands) - Total</u>	309.1	171.9	-	-	18.0	119.2

a/ Breakout between transport force and commercial not available.

b/ Includes mail carried on aircraft under operational control of Military Airlift Command.

c/ Data for military and civilian breakout not available.

Source: Industrial Fund Revenue Reporting System, DCS/Comptroller,
Headquarters MAC.

UNCLASSIFIED

UNCLASSIFIED

TABLE 158 -- MILITARY AIRLIFT COMMAND AIRLIFT SERVICE,
INDUSTRIAL FUND AIRCRAFT, AND FLYING HOUR
DATA -- FY 1975

TYPE BY FORCE	Unit Equipped As Of 30 Jun 75	HOURS FLOWN DURING FY 1975			
		Total	Ferry, Test, and Other	Training	Transport
<u>TOTAL</u>	<u>340</u>	<u>368,284</u>	<u>2,099</u>	<u>53,462</u>	<u>312,723</u>
<u>Airlift Force - Total</u>	<u>304</u>	<u>337,572</u>	<u>1,884</u>	<u>48,716</u>	<u>286,972</u>
C-5	70	46,587	452	8,674	37,461
C-141	234	290,985	1,432	40,042	249,511
<u>Aeromedical Evacuation (375 AAW) - Total</u>	<u>11</u>	<u>16,755</u>	<u>4</u>	<u>1,712</u>	<u>15,039</u>
C-9	11	16,755	4	1,712	15,039
<u>Special Air Missions (89 MAW) - Total</u>	<u>25</u>	<u>13,957</u>	<u>211</u>	<u>3,034</u>	<u>10,712</u>
C-9	3	525	15	183	327
VC-6A	1	384	-	216	168
C/VC-118A		64	13	9	42
VC-131H		875	7	226	642
VC-135B	5	3,952	42	713	3,197
VC-137B/C	5	2,331	25	509	1,797
C/VC-140B	11	5,826	109	1,178	4,539

Source: Hq MAC, Director of Current Operations Aerospace Vehicle and Utilization Report.

UNCLASSIFIED

UNCLASSIFIED

TABLE 159 — MILITARY AIRLIFT COMMAND COST OF COMMERCIAL
AIRLIFT PROCURED FOR SINGLE MANAGER OPERATING
AGENCY — BY CONTRACTOR — FY 1975

CONTRACTOR AND OTHERS	CONTRACTOR EXPENSE (In Thousands of Dollars)		
	TOTAL	PASSENGER	CARGO
Aero Services	\$ 191	\$ -	\$ 191
Airlift International	7,841	2,845	4,996
American Airlines	2,802	2,802	-
Braniff Airways	1,835	1,835	-
Capitol Int'l Airways	9,551	8,042	1,509
Continental Air Lines	51	51	-
Eastern Air Lines	4,745	4,170	575
Flying Tiger Line	19,244	12,619	6,625
Great Western Airlines	360	-	360
Mackey International	788	442	346
Northwest Airlines	22,511	22,006	505
Overseas National Airways	11,505	10,845	660
Pan American World Airways	36,425	34,470	1,955
Reeve Aleutian Airways	1,290	1,290	-
Saturn Airways	5,627	4,812	815
Seaboard World Airlines	13,166	10,653	2,513
Trans International Airlines	23,254	21,437	1,817
Trans World Airlines	12,891	11,513	1,378
United Air Lines	1,050	979	71
Western Air Lines	85	85	-
World Airways	<u>29,393</u>	<u>22,128</u>	<u>7,265</u>
<u>TOTAL</u>	\$204,605	\$173,024*	\$31,581**
Post Office Department-Total	<u>74,784</u>	<u>-</u>	<u>-</u>
<u>GRAND TOTAL</u>	\$279,389		

* Head tax (\$1,515) and aviation fuel (\$11,314), not included.

** Aviation fuel (\$1,986) not included.

Source: Director of Industrial Fund, DCS/Comptroller, Headquarters MAC

UNCLASSIFIED

UNCLASSIFIED


TABLE 160 — STATEMENT OF REVENUE AND COSTS — MILITARY
 AIRLIFT COMMAND, USAF INDUSTRIAL FUND
 FY 1975

NET OPERATING RESULT (REVENUE LESS COSTS - FUNDED) - TOTAL - (31.6)

<u>REVENUE (REIMBURSABLE) - TOTAL</u>		<u>COST INCURRED (FUNDED) - TOTAL</u>	
	<u>878.7</u>		<u>910.3</u>
<u>Channel Traffic - Total</u>	<u>472.5</u>	Commercial Augmentation	294.2
Passengers	157.6		
Cargo	305.1	Aviation Petroleum, Oil and Lubricants	340.8
Mail (Military Aircraft- Total)	9.8		
Special Assignment Airlift - Total	<u>163.3</u>	Maintenance	166.3
<u>USAF Mission Responsibility - Total</u>	<u>133.5</u>	Other	109.0
Special Air Mission - 89 Mil Airlift Wing	17.3	<u>STATISTICAL COSTS - TOTAL</u>	<u>649.8</u>
Aeromedical Evacuation	12.6	(Not included in Costs - Funded above)	
International Aeromedical	6.1	<u>Military Pay & Allowances - Total</u>	<u>292.7</u>
Exercises/Airborne Training	67.6	<u>Depreciation - Total</u>	<u>357.1</u>
Other	29.9	Aircraft	346.5
<u>Mail (Common Carrier)</u>	<u>74.8</u>	Other Equipment	10.6
<u>Courier & Lettuce</u>	<u>1.5</u>		
<u>Other - Total</u>	<u>33.1</u>		

Source: Industrial Fund Revenue Reporting System, DCS/Comptroller,
 Headquarters MAC.

UNCLASSIFIED



*United States Air Forces
In Europe*



PART XIII

UNCLASSIFIED**PART XIII****UNITED STATES AIR FORCES IN EUROPE****INTRODUCTION**

The USAF In Europe section is new to the Statistical Digest with this edition. Information has been carried in the USAF Management Summary for several years, however, the Management Summary has been discontinued. Data in this section were added so that a data base will be established for future historical research efforts.

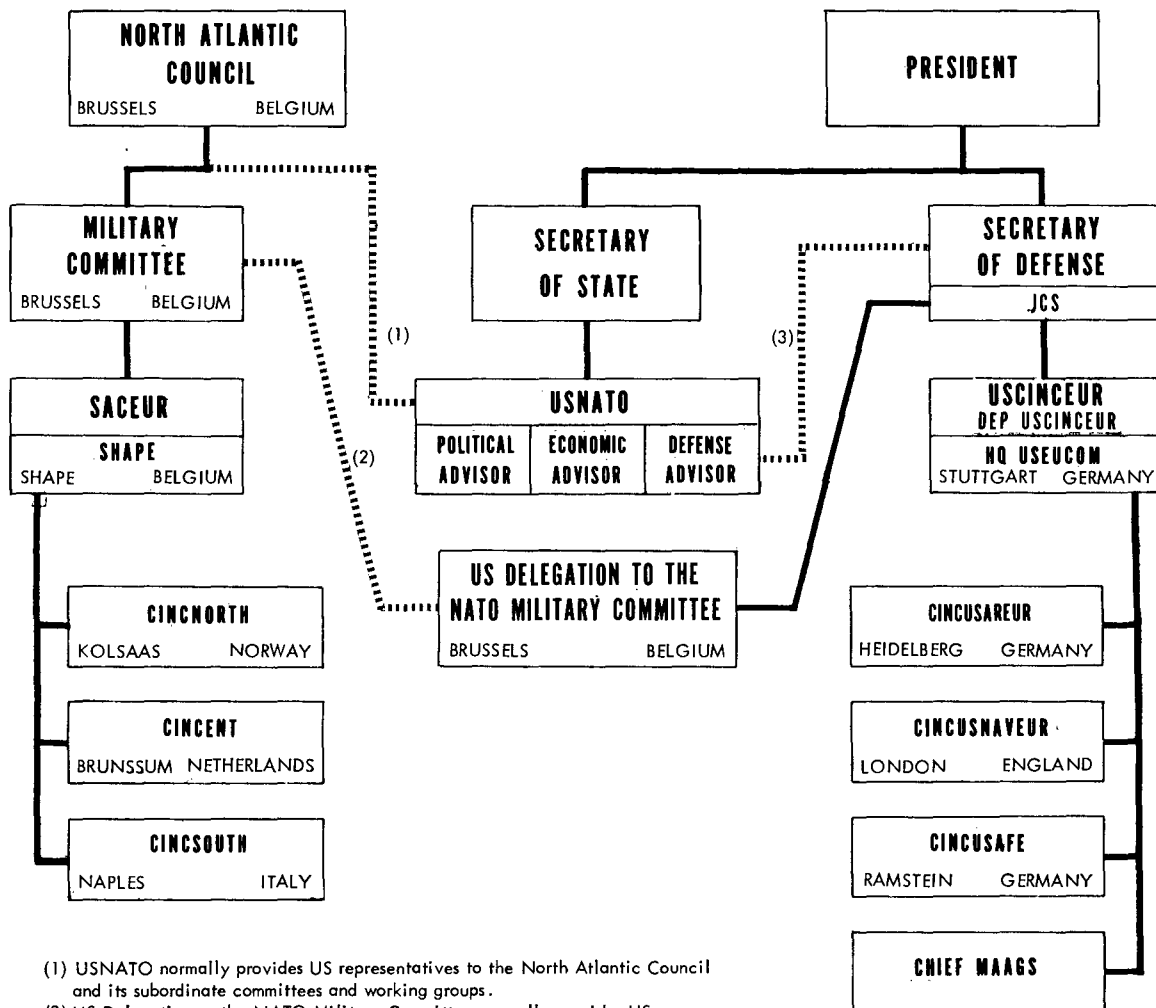
Data in this section are designed to provide information concerning the USAF organization, financial needs, personnel strengths, combat forces, etc., as existed in support of this important area of the United States national defense posture.

Future editions of the Statistical Digest will contain an annual display of these data so the researcher will be provided a continuity of information.

UNCLASSIFIED

UNCLASSIFIED

TABLE 161 — COMMAND CHANNELS OF SACEUR/USCINCEUR ASSOCIATED WITH OPERATIONAL RELATIONS IN EUROPE — AS OF MAY 1975



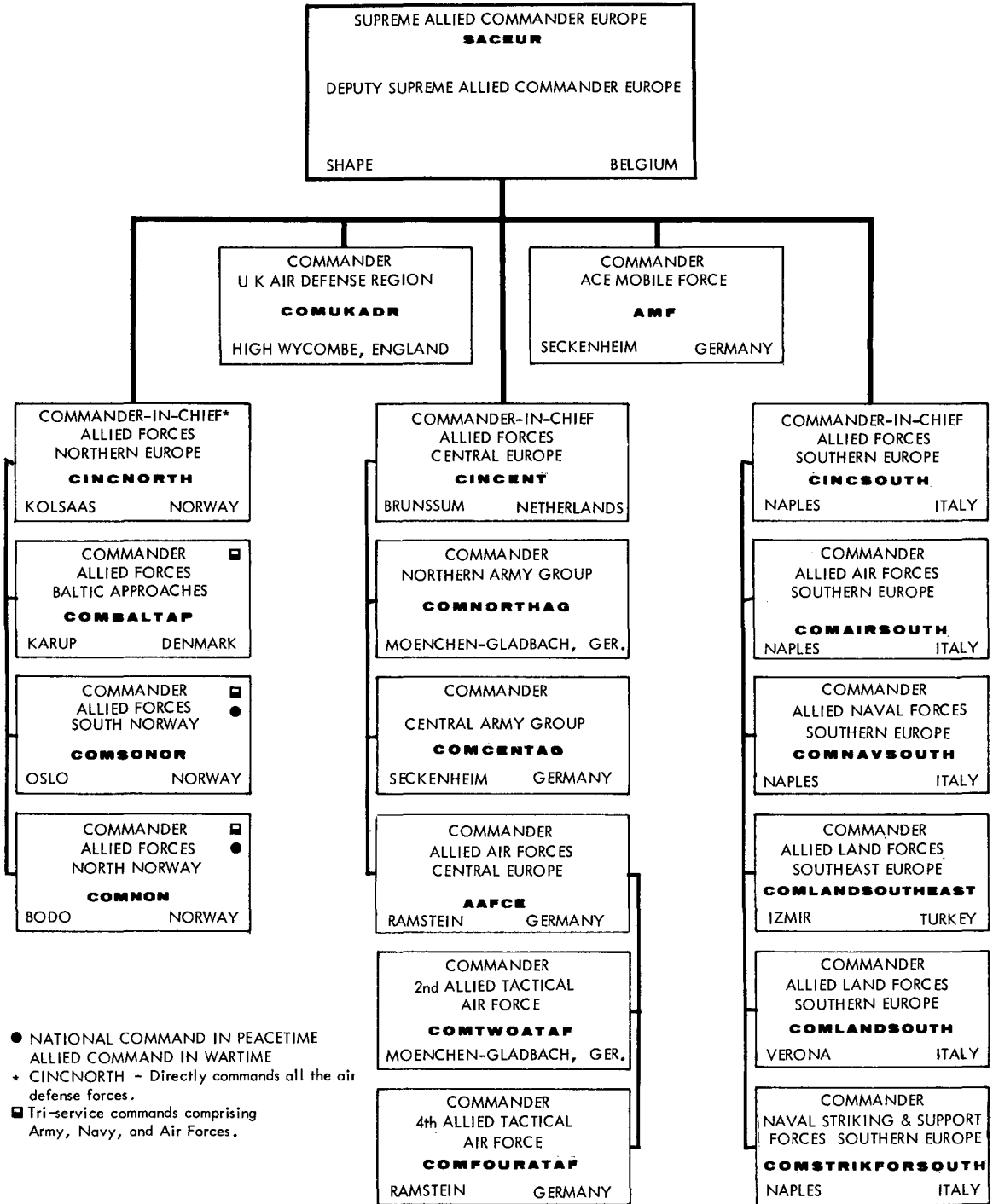
- (1) USNATO normally provides US representatives to the North Atlantic Council and its subordinate committees and working groups.
- (2) US Delegation to the NATO Military Committee normally provides US representatives to the NATO Military Committee and its subordinate working groups.
- (3) The Defense Advisor is normally appointed by the Secretary of Defense.

Source: USEUCOM Command Summary, 1 May 1975.
 OPR: AF/ACMI

UNCLASSIFIED

UNCLASSIFIED

TABLE 162 - COMMAND CHANNELS OF ALLIED COMMAND ASSOCIATED WITH OPERATIONAL RELATIONS IN EUROPE - AS OF MAY 1975



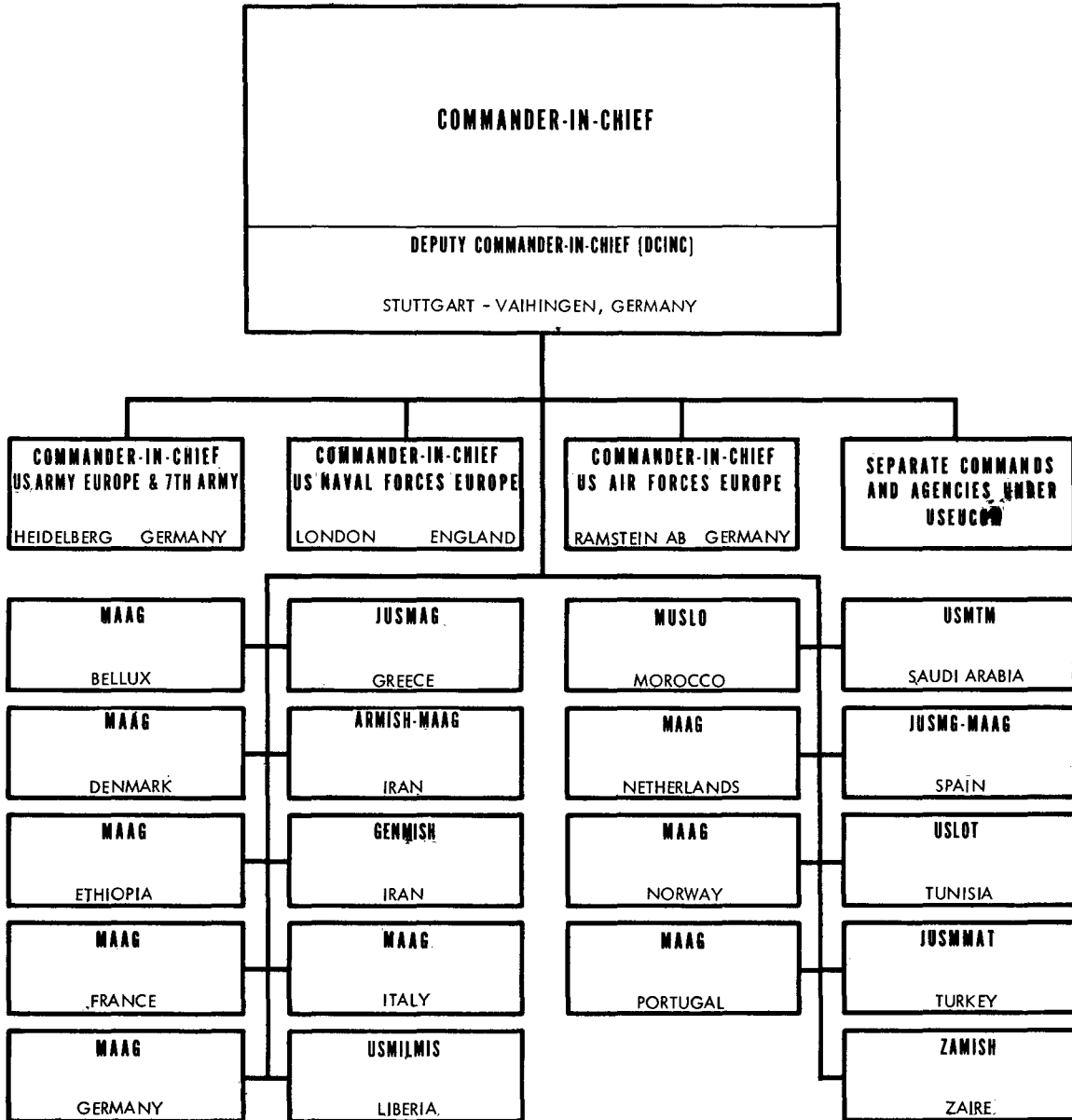
- NATIONAL COMMAND IN PEACETIME
ALLIED COMMAND IN WARTIME
- * CINCNORTH - Directly commands all the air defense forces.
- Tri-service commands comprising Army, Navy, and Air Forces.

Source: USEUCOM Command Summary, 1 May 1975.
OPR: AF/ACMI

UNCLASSIFIED

UNCLASSIFIED

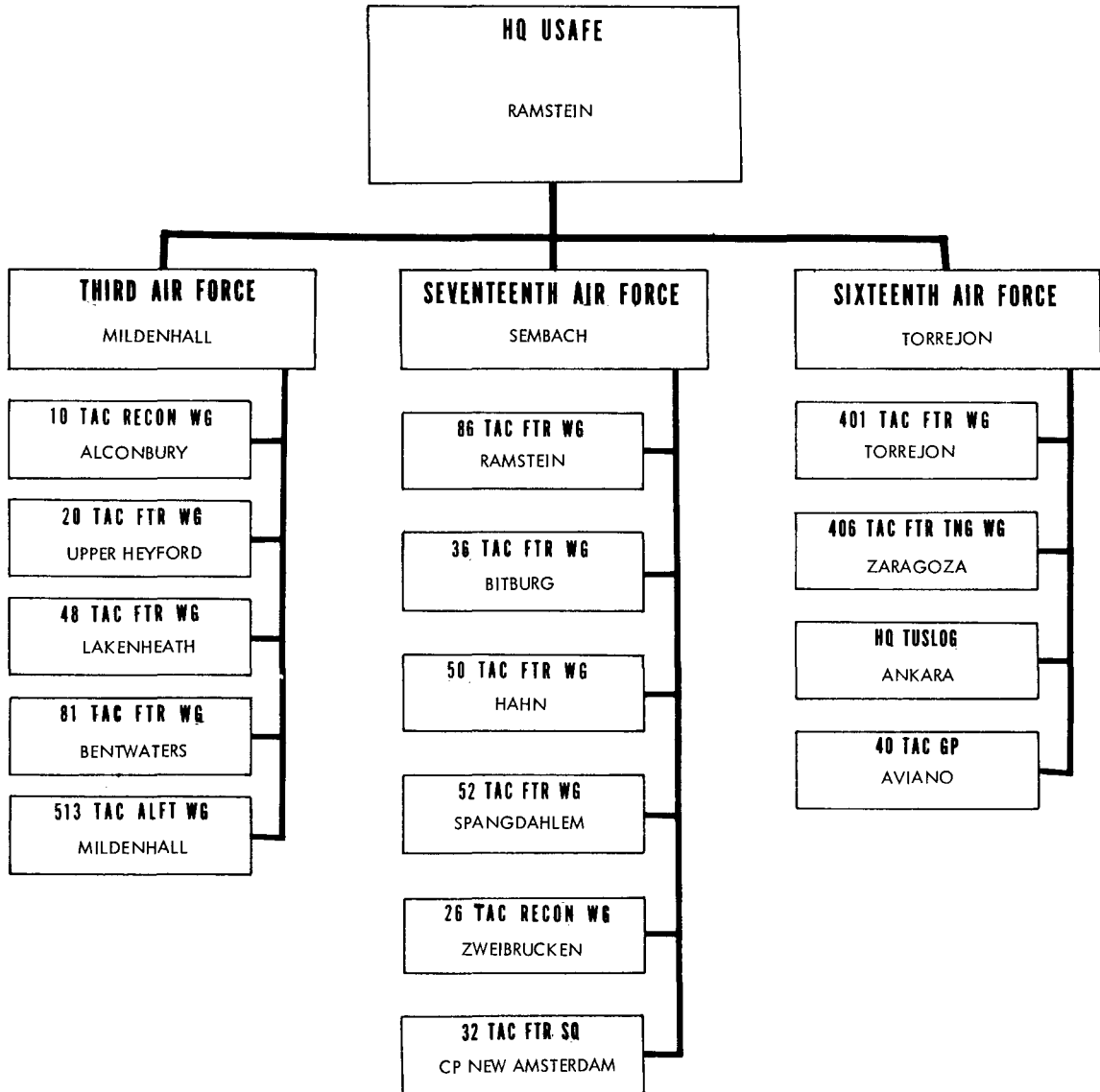
TABLE 163 -- COMMAND CHANNELS OF UNITED STATES EUROPEAN COMMAND ASSOCIATED WITH OPERATIONAL RELATIONS IN EUROPE -- AS OF MAY 1975



Source: USEUCOM Command Summary, 1 May 1975
 OPR: AF/ACMI

UNCLASSIFIED

TABLE 164 -- COMMAND CHANNELS OF UNITED STATES AIR FORCES IN EUROPE ASSOCIATED WITH OPERATIONAL RELATIONS IN EUROPE -- AS OF MAY 1975



Source: USEUCOM Command Summary, 1 May 1975.
OPR: AF/ACMI

TABLE 165 — COMPOSITION OF USAF FORCES IN EUROPE BY AIRCRAFT AND AIRCREWS, BY OPERATIONAL MISSION — AS OF 30 JUNE 1975

	AIRCRAFT			AIRCREWS		
	Sqs/UE	Possessed	Combat Ready	Authorized	Formed	Ready
AIRBORNE COMMAND POST EC-135H	1/4	4	3	6	6	5
TACTICAL FIGHTERS						
F-4C	4/72	69	56	80	80	68
F-4D	8/192	177	139	208	203	167
F-4D (Dual-Based - TAC)	(4/96)	(82)	(61)	(104)	(101)	(88)
F-4E	2/48	46	36	52	52	47
F-111E	3/72	71	57	78	78	65
TOTAL TACTICAL FIGHTERS	17/384	363	288	418	413	347
FIGHTER INTERCEPTORS						
F-4E	4/78	75	54	86	91	74
F-4C (ADC/Iceland)	1/12	12	11	15	14	14
TOTAL FIGHTER INTERCEPTORS	5/90	87	65	101	105	88
AIRLIFT (MAC) C-130E Rotation	2/32	32	26	64	40	40
AEROMED AIRLIFT (MAC) C-9	1/4	4	4	10	10	10
SPECIAL OPERATIONS C-130	1/4	4	2	6	5	5
TACTICAL AIR CONTROL OV-10	1/8	8	7	31	9	9
RECON/EW/SUPPORT						
EB-57 (Dual-Based - ADC)	(1/18)	(17)	(9)	(23)	(23)	(22)
RF-4	5/90	91	80	100	93	80
RF-4 (Dual-Based - TAC)	(3/54)	(57)	(45)	(60)	(47)	(40)
C-97G	1/2	2	2	4	4	4
TOTAL RECON/EW/SUPPORT	6/92	93	82	104	97	84
ARRS (MAC) HC-130/HH-53	1/10	11	8	17	14	14
HH-3/UH-1 ²	0/6	6	6	8	8	6
TOTAL ARRS	1/16	17	14	25	22	20
GRAND TOTALS	35/634	612	491	765	707	608

NOTE: Numbers in parentheses () are non-additive.

- Assets from 2 MAC Airlift squadrons are presently deployed in the USAFE Area. There are also three CONUS-based C-130E squadron equivalents which are considered dual-based; however, specific squadrons have not been designated.
- These aircraft belong to two detachments which are deployed in the European Area.

Source: FORSTAT Report.
OPR: AF/XOOCBSA.

CLASSIFIED BY: JCS
SUBJECT TO GENERAL DE-
CLASSIFICATION SCHEDULE
OF EXECUTIVE ORDER 11652
AUTOMATICALLY DOWNGRADED
AT TWO YEAR INTERVALS
DECLASSIFIED ON: 31 DEC 1983

TABLE 166 -- USAF EUROPEAN AIRCRAFT DEPLOYMENT, BY MISSION -- BY SQUADRONS --
ACTUAL AND PROGRAMMED -- BY QUARTER -- AS OF 30 JUNE 1975

TYPE OF AIRCRAFT	ACTUAL as of 30 June 75	FY 76 PROGRAM				FY 77 Program	FY 77 PROGRAM			
		1st Qtr	2nd Qtr	3rd Qtr	4th Qtr		1st Qtr	2nd Qtr	3rd Qtr	4th Qtr
Airborne Command Post	1	1	1	1	1	1	1	1	1	1
Fighters	17	17	17	17	18	18	18	18	18	18
Interceptors	5	5	5	5	5	5	5	5	5	5
Airlift	2	2	2	2	2	2	2	2	2	2
Aeromed Airlift	1	1	1	1	1	1	1	1	1	1
SOF	1	(1)	(1)	(1)	(1)	(1)	(1)	(1)	(1)	(1)
Recon/EW/Support	6	6	6	5	4	4	4	4	4	4
ARRS	1	1	1	1	1	1	1	1	1	1
TASS	2	2	2	2	2	2	2	2	2	2
TOTAL	36	35	35	34	34	34	34	34	34	34

Airborne Command Post - TOTAL	1	1	1	1	1	1	1	1	1	1
EC-135H	1	1	1	1	1	1	1	1	1	1

Fighters - TOTAL	17	17	17	17	18	18	18	18	18	18
F-4C	4	4	4	4	4	3	3	3	1	-
F-4D	8	8	8	8	8	8	8	8	8	8
F-4D (Dual - Based)	(4)	(4)	(4)	(4)	(4)	(4)	(4)	(4)	(4)	(3)
F-4E	2	2	2	2	2	3	3	3	3	3
F-111	3	3	3	3	3	3	3	3	3	3
F-5	-	-	-	-	1	1	1	1	1	1
F-15	-	-	-	-	-	-	-	-	2	3

Interceptors - TOTAL	5	5	5	5	5	5	5	5	5	5
F-4E	4	4	4	4	4	4	4	4	4	4
F-4C (ADC/Iceland)	1	1	1	1	1	1	1	1	1	1

Airlift - TOTAL ¹	2	2	2	2	2	2	2	2	2	2
C-130 (Rotation)	2	2	2	2	2	2	2	2	2	2

Aeromed Airlift - TOTAL	1	1	1	1	1	1	1	1	1	1
C-9	1	1	1	1	1	1	1	1	1	1

SOF - TOTAL ²	1	(1)	(1)	(1)	(1)	(1)	(1)	(1)	(1)	(1)
C-130E	1	(1)	(1)	(1)	(1)	(1)	(1)	(1)	(1)	(1)

TASS - TOTAL	2	2	2	2	2	2	2	2	2	2
OV-10	1	1	1	1	1	1	1	1	1	1
CH-53	1	1	1	1	1	1	1	1	1	1

Recon/EW/Support - TOTAL	6	6	6	5	4	4	4	4	4	4
B-EB/NB/RB-57 (Dual - Based)	(1)	(1)	(1)	(1)	(1)	(1)	(1)	(1)	(1)	(1)
RF-4	5	5	5	4	3	3	3	3	3	3
RF-4 (Dual - Based)	(3)	(3)	(3)	(3)	(3)	(3)	(3)	(3)	(3)	(3)
C-97/C-130 ³	1	1	1	1	1	1	1	1	1	1

ARRS - TOTAL	1	1	1	1	1	1	1	1	1	1
HC-130/HH-53	1	1	1	1	1	1	1	1	1	1
HH-3/HH-1/UH-1/CH-3B ⁴	(2)	(2)	(2)	(2)	(2)	(2)	(3)	(3)	(3)	(3)

NOTE: All numbers shown in parentheses () are non-add. Transient and administrative squadrons are not included.

¹ Excludes 3 CONUS-based C-130E squadron equivalents which are considered dual - based (specific units have not been designated).

² Sq becomes Detachment in FY 1/76.

³ Sq converts to C-130s in FY 2/76.

⁴ Wing with number of Detachments in parentheses ().

Source: Program Document

OPR: AF/PRPOB

CLASSIFIED BY: AF/PR
SUBJECT TO GENERAL DE-
CLASSIFICATION SCHEDULE
OF EXECUTIVE ORDER 11652
AUTOMATICALLY DOWNGRADED
AT TWO YEAR INTERVALS
DECLASSIFIED ON: 31 DEC 1983

SECRET

TABLE 167 -- USAF OPERATIONAL UNITS (BEDDOWN) BY COUNTRY BY BASES AND TYPE OF AIRCRAFT
AS OF 30 JUNE 1974 AND 30 JUNE 1975

BASES AND TYPE OF AIRCRAFT ^{1/}

COUNTRY	BASE/ INSTALLATION	TYPE INSTL	TYPE AIRCRAFT	AIRCRAFT POSSESSED		USAF MIL STR 30 June 75	
				30 June 74	30 June 75		
Belgium	Kleine Brogel	AB	F-4	-	-	113	
	Other Locations	-	-	-	-	447	
	Country Total	-	-	-	-	560	
Germany	Bitburg	AB	F-4	59	64	3,261	
	Buchel	AB	F-4	-	-	100	
	Hahn	AB	F-4	42	46	2,735	
	Lindsey	AS ²	-	-	-	1,470	
	Ramstein	AB	F-4	18	17	5,343	
				RF-4	-	-	
	Rhein Main	AB	C-9	4	4	2,884	
				C-130	11	20	
	Sembach	AB	-	-	-	1,000	
	Spangdahlem	AB	F-4	40	40	2,405	
	Wiesbaden	AB/Hospital	C-97	3	2	3,489	
				OV-10	-	8	
				(T-39)	(1)	(2)	
	West Berlin	City/Airport	-	-	-	-	973
	Wittmundhafen	AB	F-4	-	-	1	
Zweibrucken	AB	RF-4	36	37	1,949		
Other Locations	-	-	-	-	-	3,397	
Country Total	-	-	-	213	238	29,007	
Greece	Athens/Athenai	City/Airport	(RC-135)	(2)	(2)	1,229	
	Iraklion	AS ²	-	-	-	859	
	Other Locations	-	-	-	-	464	
Country Total	-	-	-	-	-	2,552	
Iceland	Keflavik	NI ³	(EC-121)	(3)	(3)	843	
			F-4	8	12		
			HC-130	1	1		
			HH-3	3	3		
				(T-33)	(-)	(3)	
Other Locations	-	-	-	-	-	282	
Country Total	-	-	-	12	16	1,125	

¹ All bases possessing listed aircraft are included as well as bases/installations having relatively large USAF military personnel strengths. Also includes off-installation USAF military personnel strength located in the immediate area. Figures in parentheses represent administrative/support or ADC/SAC rotational aircraft and are not included in the totals shown above.

² Air Station.

³ Naval Installation.

CLASSIFIED BY: JCS
SUBJECT TO GENERAL DE-
CLASSIFICATION SCHEDULE
OF EXECUTIVE ORDER 11652
AUTOMATICALLY DOWNGRADED
AT TWO YEAR INTERVALS
DECLASSIFIED ON: 31 DEC 1983

~~SECRET~~

~~SECRET~~

TABLE 137 - USAF OPERATIONAL UNITS (BEDDOWN) BY COUNTRY BY BASES AND TYPE OF AIRCRAFT
AS OF 30 JUNE 1974 AND 30 JUNE 1975 (CONTINUED)
BASES AND TYPE OF AIRCRAFT ^{1/}

COUNTRY	BASE/INSTALLATION	TYPE INSTL	TYPE AIRCRAFT	AIRCRAFT POSSESSED		USAF MIL STR 30 June 75
				30 June 74	30 June 75	
Italy	Aviano	AB	F-4	-	2	1,679
			C-130 HH-43	8	-	
	San Vito	AS ²	-	-	1,345	
	Other Locations	-	-	-	1,159	
	Country Total	-	-	8	2	4,183
Netherlands	New Amsterdam	AB	F-4	16	17	1,026
	Other Locations	-	-	-	-	363
	Country Total	-	-	16	17	1,389
Norway	Lista	FLD	F-4	-	-	-
	Other Locations	-	-	-	-	146
	Country Total	-	-	-	-	146
Portugal	Lajes	FLD	(WC-130)	(-)	(1)	986
	Other Locations	-	-	-	-	25
	Country Total	-	-	-	-	1,011
Spain	Torrejon	AB	F-4	35	37	4,167
			(KC-135) HH-1	(17) 3	(12) -	
	Zaragoza	AB	F-4	-	-	918
			HH-1 UH-1	- -	- 3	
Other Locations	-	-	-	-	357	
	Country Total	-	-	38	40	5,442

¹ All bases possessing listed aircraft are included as well as bases/installations having relatively large USAF military personnel strengths. Also includes off-installation USAF military personnel strength located in the immediate area. Figures in parentheses represent administrative/support or ADC/SAC rotational aircraft and are not included in the totals shown above.

² Air Station.

CLASSIFIED BY: JCS
SUBJECT TO GENERAL DE-
CLASSIFICATION SCHEDULE
OF EXECUTIVE ORDER 11652
AUTOMATICALLY DOWNGRADED
AT TWO YEAR INTERVALS
DECLASSIFIED ON: 31 DEC 1983

TABLE 167 - USAF OPERATIONAL UNITS (BEDDOWN) BY COUNTRY BY BASES AND TYPE OF AIRCRAFT
AS OF 30 JUNE 1974 AND 30 JUNE 1975 (CONTINUED)

BASES AND TYPE OF AIRCRAFT ^{1/}

COUNTRY	BASE/INSTALLATION	TYPE INSTL	TYPE AIRCRAFT	AIRCRAFT POSSESSED		USAF MIL STR 30 June 75	
				30 June 74	30 June 75		
Turkey	Ankara	City	-	-	-	357	
	Incirlik	AB	F-4 (KC-135)	12	12	2,227	
	Izmir	City	-	-	-	518	
	Karamursel	AS ²	-	-	-	1,338	
	Other Locations	-	-	-	-	871	
	Country Total	-	-	12	12	5,311	
United Kingdom	Alconbury	AB	RF-4	49	54	2,568	
	Bentwaters	AB	F-4	44	42	3,287	
	Chicksands	AB	-	-	-	1,380	
	Croughton	AB	-	-	-	474	
	Lakenheath	AB	F-4	23	65	3,414	
	Mildenhall	AB	C-130	16	16	1,966	
				EC-135	4	4	
				(KC-135)	(2)	(3)	
				(RC-135)	(-)	(2)	
	Upper Heyford	AB	F-111	70	71	3,623	
	Wethersfield	AB	(WU-2)	(-)	(5)	176	
	Woodbridge	AB	F-4	18	25	337	
				HC-130	6	6	
				HH-53	2	4	
	Other Locations	-	-	-	-	-	1,085
	Country Total	-	-	232	287	18,310	

¹ All bases possessing listed aircraft are included as well as bases/installations having relatively large USAF military personnel strengths. Also includes off-installation USAF military personnel strength located in the immediate area. Figures in parentheses represent administrative/support or ADC/SAC rotational aircraft and are not included in the totals shown above.

² Air Station.

Source: USAFE Operational Unit Beddown RCS: HAF - DPX (M) 7104.
OPR: AF/XOOCSSBA and AF/DPXJC.

CLASSIFIED BY: JCS
SUBJECT TO GENERAL DE-
CLASSIFICATION SCHEDULE
OF EXECUTIVE ORDER 11652
AUTOMATICALLY DOWNGRADED
AT TWO YEAR INTERVALS
DECLASSIFIED ON: 31 DEC 1983

TABLE 168 - USAF MILITARY AND CIVILIAN PERSONNEL STRENGTHS IN EUROPE, BY FY 1974 AND
FY 1975, BY COUNTRIES - AS OF 30 JUNE 1975

PERSONNEL STRENGTHS ^{1/}

TOTAL USAF STRENGTH WESTERN EUROPE AND RELATED AREAS:	END FY 74 ACTUAL		LATEST ACTUAL		FY 75 PROGRAM		FY 76 PROGRAM	
	Military	Civilian	Military 30 Jun 75	Civilian 30 Jun 75	Military	Civilian	Military	Civilian
Officers	9,021		8,749		8,877		9,327	
Airmen	60,876		60,741		61,793		64,779	
US Citizens		4,082		3,802		3,025		3,148
Foreign Nationals		12,064		11,109		12,578		12,630
GRAND TOTAL	69,897	16,146	69,490	14,911	70,670	15,603	74,106	15,778

Country	END FY 74 ACTUAL		LATEST ACTUAL		FY 75 PROGRAM		FY 76 PROGRAM	
	Military	Civilian	Military 30 Jun 75	Civilian 30 Jun 75	Military	Civilian	Military	Civilian
NATO COUNTRIES ²								
Belgium	566	2	560	2	514	5	514	5
Denmark	20	7	18	7	22	7	22	7
France	18	1	16	-	15	3	15	3
Germany ³	30,033	9,854	29,007	9,045	29,924	9,387	32,736	9,479
Greece/Crete	2,421	533	2,552	428	2,506	487	2,565	489
Iceland	1,056	24	1,125	22	1,064	32	1,014	57
Italy	4,271	788	4,183	665	3,851	696	3,647	697
Luxembourg	-	-	-	-	-	-	-	-
Netherlands	1,339	118	1,389	112	1,334	123	1,376	122
Norway	154	32	146	25	136	31	136	31
Portugal/Azores	899	974	1,011	1,090	935	1,002	955	1,002
Turkey	4,880	569	5,311	588	5,132	608	4,902	608
United Kingdom	18,601	2,121	18,310	1,786	19,179	2,077	19,954	2,105
Total NATO Countries	64,258	15,023	63,628	13,770	64,612	14,458	67,836	14,605
RELATED AREAS								
Greenland	426	-	378	4	416	7	416	7
Spain	5,166	1,123	5,442	1,137	5,592	1,138	5,804	1,166
Other ⁴	47	-	42	-	50	-	50	-
Total Related Areas	5,639	1,123	5,862	1,141	6,058	1,145	6,270	1,173
GRAND TOTAL: Western Europe and Related Areas	69,897	16,146	69,490	14,911	70,670	15,603	74,106	15,778

1. Includes strengths for all AF commands having personnel within country.

2. Excludes United States and Canada.

3. Includes West Berlin.

4. Other includes: Austria, Cyprus, Finland, Gibraltar, Ireland, Malta, North Africa (Algeria, Libya, Morocco, Tunisia), Sweden, Switzerland, and Yugoslavia.

Source: OASD(C) Table 309; AF/PRMPA: MP-19 Table dtd 29 May 75; Civilian Program dtd 29 May 75 and HAF-DPX (M) 7104.

OPR: AF/PRMPA.

CLASSIFIED BY: AF/PRM
SUBJECT TO GENERAL DE-
CLASSIFICATION SCHEDULE
OF EXECUTIVE ORDER 11652
AUTOMATICALLY DOWNGRADED
AT TWO YEAR INTERVALS
DECLASSIFIED ON: 31 DEC 1983

TABLE 169 -- INTERNATIONAL BALANCE OF PAYMENTS (EXPENDITURES) -- ACTUAL EXPENDITURES
 BY FISCAL YEARS 1971 THROUGH 1975 -- BY EUROPEAN COUNTRIES --
 AS OF 30 JUNE 1975

EXPENDITURES^{1/}
 (Millions of U.S. Dollars)

COUNTRY	ACTUAL EXPENDITURES				
	FY 71	FY 72	FY 73	FY 74	FY 75
<u>NATO COUNTRIES</u> ²					
BELGIUM	\$ 7	\$ 9	\$ 11	\$ 12	\$ 13
DENMARK/GREENLAND	15	14	13	17	19
GERMANY	208	237	234	293	258
GREECE	13	13	11	11	13
ICELAND	3	5	5	5	7
ITALY	22	29	31	34	36
NETHERLANDS	11	11	15	18	17
NORWAY	3	2	2	2	3
TURKEY	22	28	21	36	41
UNITED KINGDOM	130	154	156	189	159
OTHER ³	7	8	9	10	13
TOTAL	\$441	\$510	\$508	\$627	\$579
SPAIN	32	38	37	49	63
OVERALL TOTAL	\$473	\$548	\$545	\$676	\$642

¹ Represents AF expenditures on the foreign economy having IBP impact for the time period designated.

² Excluding US and Canada.

³ Includes other Western European countries (some of which are non-NATO) having relatively small IBP impact.

Source: Director of Budget, Comptroller of the Air Force.
 OPR: AF/ACB

CLASSIFIED BY: AF/ACB
 SUBJECT TO GENERAL DE-
 CLASSIFICATION SCHEDULE
 OF EXECUTIVE ORDER 11652
 AUTOMATICALLY DOWNGRADED
 AT TWO YEAR INTERVALS
 DECLASSIFIED ON: 31 DEC 1983



[REDACTED]

[REDACTED]